

APPENDIX B: SYSTEM VERIFICATION PLOTS

PCTEST

DUT: Dipole 6500.0 MHz; Type: D6.5GHzV2 - SN1019

Communication System: UID: 0, CW; Frequency: 6500.0 MHz
Medium: 6000 Head; Medium parameters used:
f = 6500.0 MHz; cond = 6.17 S/m; perm = 32.7; density = 1000 kg/m³
Phantom Section: Flat; Space: 5 mm

Test Date: 12/08/2021; Ambient Temp: 20.0°C; Tissue Temp: 19.5°C

Probe: EX3DV4 - SN7659; ConvF:(5.9,5.9,5.9); Calibrated: 2021-06-29
Sensor-Surface: 1.4mm (VMS + 6p)
Electronics: DAE4 Sn1678; Calibrated: 2021-06-21
Phantom: Twin-SAM V8.0; Serial: 2060
Measurement SW: DASY Module SAR V16.0.0.116

6500 MHz System Verification at 17 dBm (50 mW)


Area Scan (51.0 x 85.0): Measurement grid: dx=8.5 mm, dy=8.5 mm

Zoom Scan (22.0 x 22.0 x 22.0): Measurement grid: dx=3.4 mm, dy=3.4 mm, dz=1.4 mm; Graded
Ratio: 1.4

Peak SAR (extrapolated) = 94.5 W/kg

SAR(1 g) = 14.7 W/kg; SAR(10 g) = 2.69 W/kg APD(4cm²) = 65.7 W/m²

Deviation (1 g) = 0.34%; Deviation (10 g) = 0.37%; Deviation (4cm²) = -1.94%



PCTEST

Date: 11-18-2021

10 GHz System Verification

Device Under Test Properties

DUT	Serial Number
10 GHz Verification Source	1004

Exposure Conditions

Phantom Section	Position	Test Distance [mm]	Band	Frequency [MHz]
5G	FRONT	10.00	Validation band	10000.0

Hardware Setup

Probe, Calibration Date	DAE, Calibration Date
EUmmWV3 - SN9364_F1-55GHz, 2021-06-21	DAE4 Sn1582, 2021-04-07

Software Setup

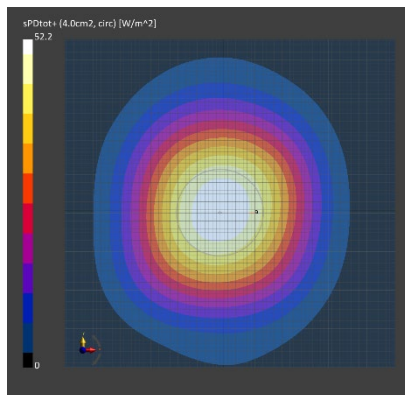
Software	Software Version
cDASY6 Module mmWave	2.4.2.62

Scans Setup

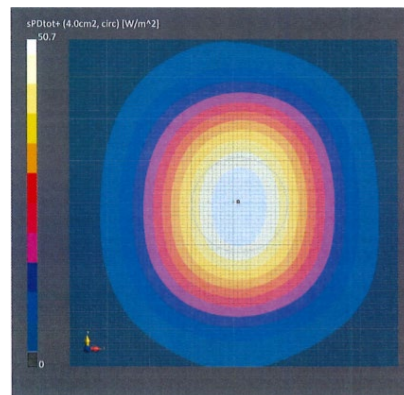
Scan Type	5G Scan
Grid Extents [mm]	120 x 120
Grid Steps [lambda]	0.25 x 0.25
Sensor Surface [mm]	10.00

Measurement Results

Scan Type	5G Scan
Avg. Area [cm ²]	4.00
pS _{tot} avg [W/m ²]	52.2
pS _n avg [W/m ²]	51.9
E _{peak} [V/m]	149
Deviation (dB)	0.13



10 GHz System Verification



Calibration Certificate