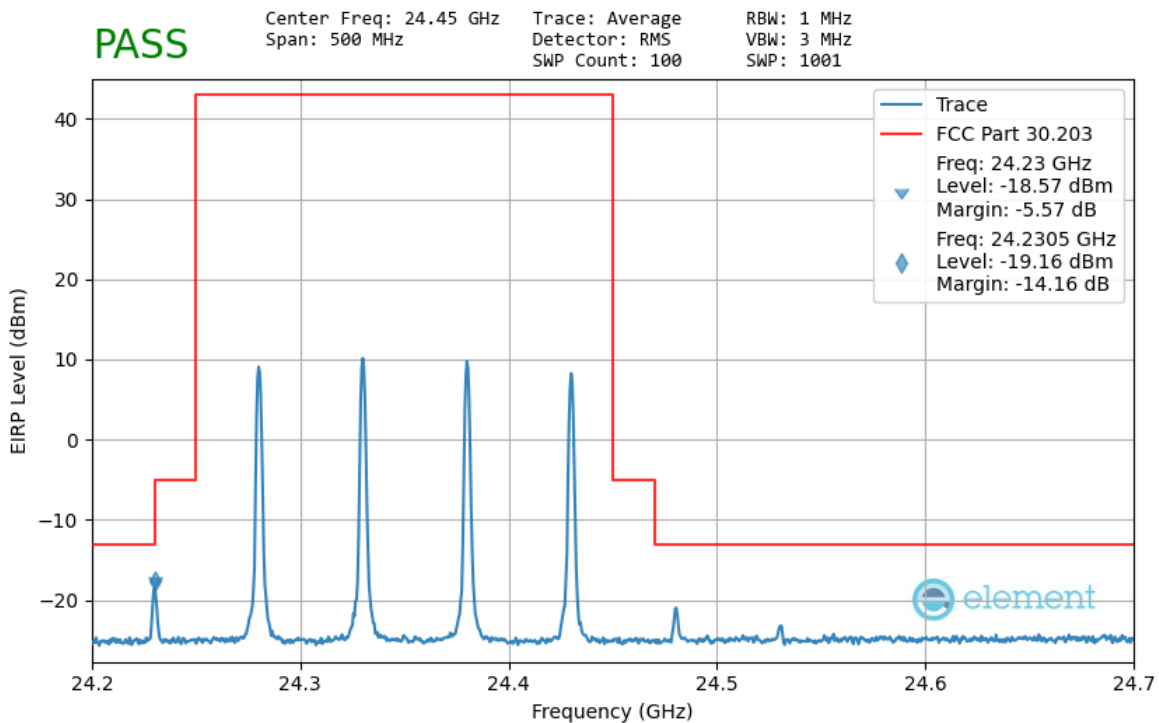
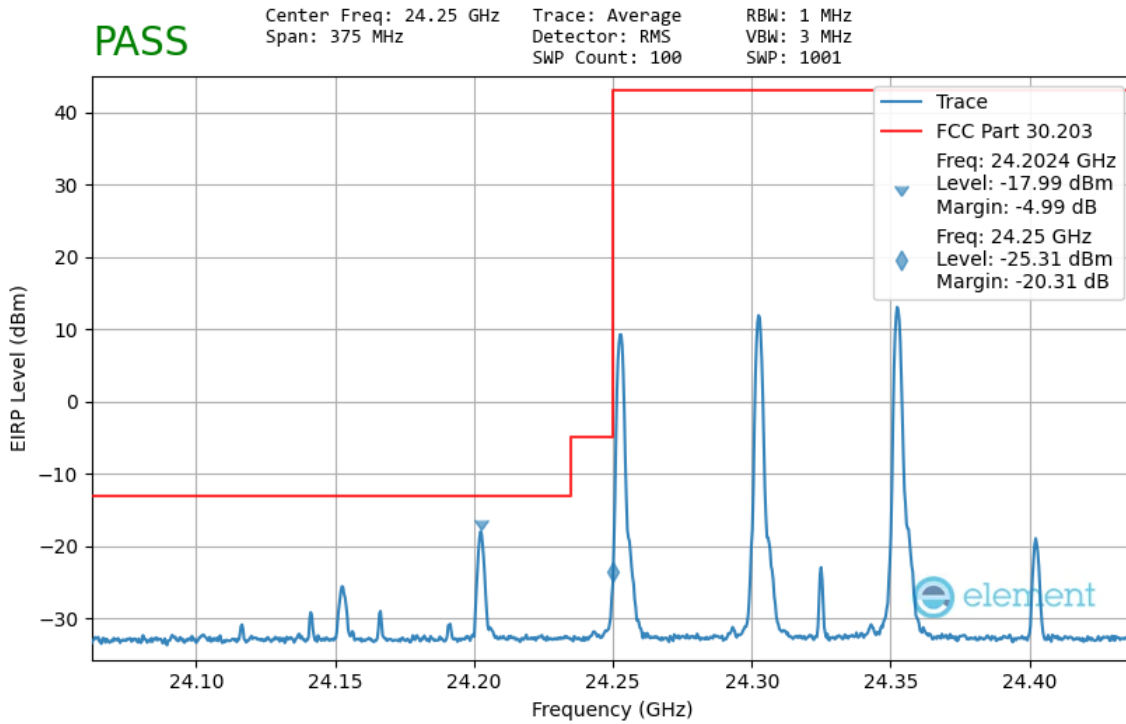


Plot 7-95. Ant 1 Upper Band Edge (50MHz-3CC – QPSK 1 RB)

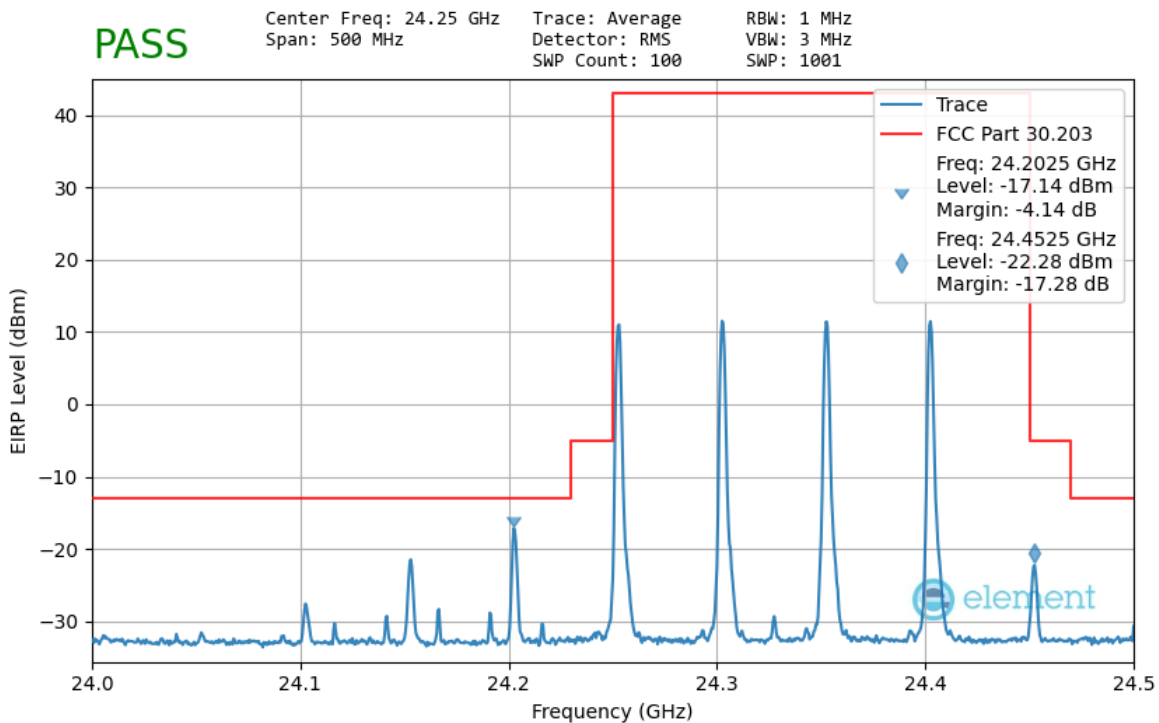


Plot 7-96. Ant 1 Upper Band Edge (50MHz-2CC – pi/2-BPSK 1 RB)

FCC ID:A3LSMS901U	PART 30 MEASUREMENT REPORT (Class II Permissive Change)		Approved by: Technical Manager
Test Report S/N: 1M2203290039-01.A3L	Test Dates: 07/11/2022- 08/17/2022	EUT Type: Portable Handset	Page 90 of 142

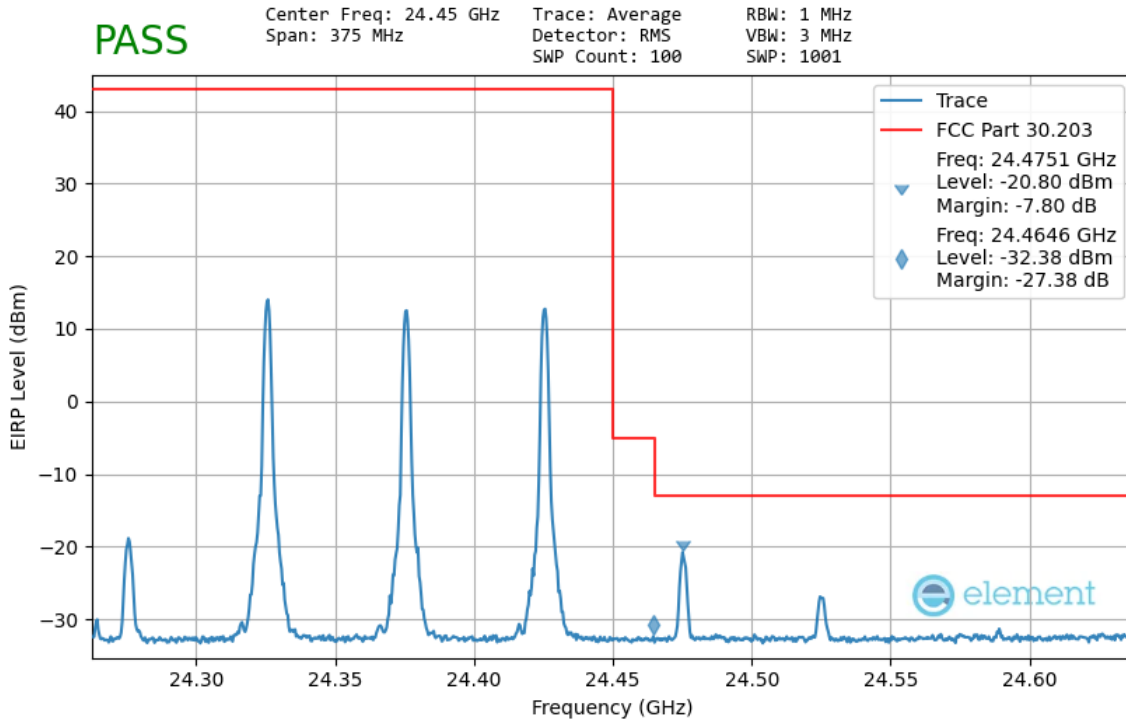


Plot 7-97. Ant 2 Lower Band Edge (50MHz-3CC – pi/2-BPSK 1 RB)

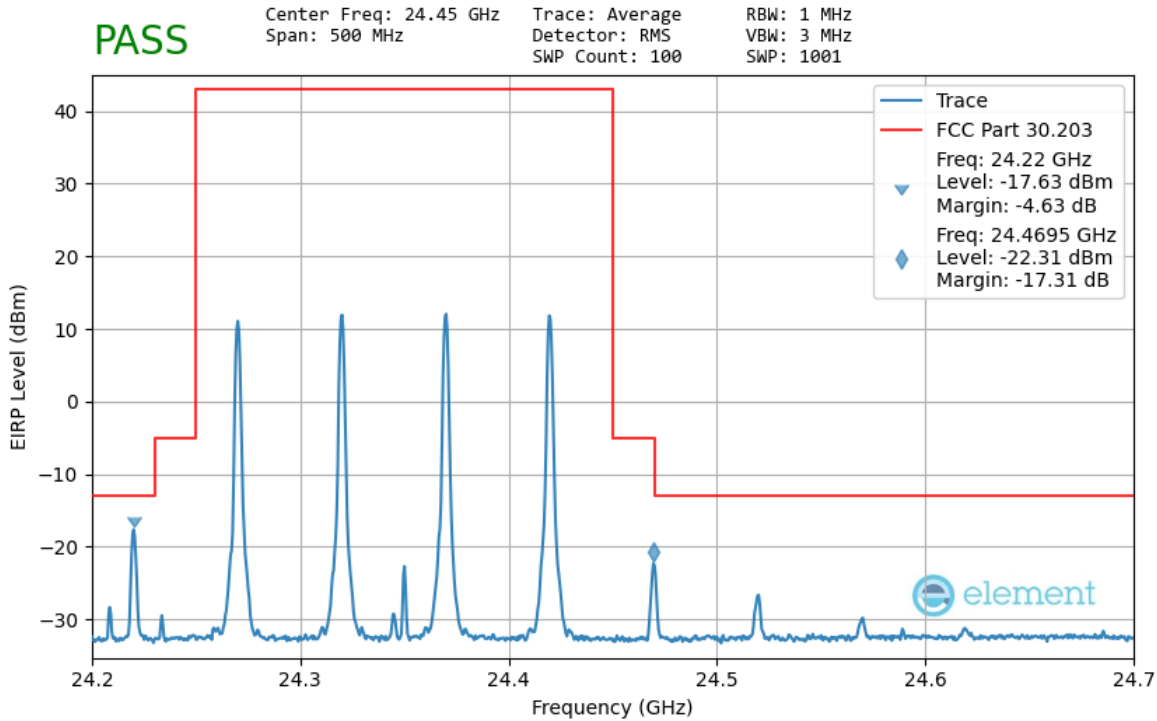


Plot 7-98. Ant 2 Lower Band Edge (50MHz-4CC – pi/2-BPSK 1 RB)

FCC ID:A3LSMS901U	PART 30 MEASUREMENT REPORT (Class II Permissive Change)		Approved by: Technical Manager
Test Report S/N: 1M2203290039-01.A3L	Test Dates: 07/11/2022- 08/17/2022	EUT Type: Portable Handset	Page 91 of 142



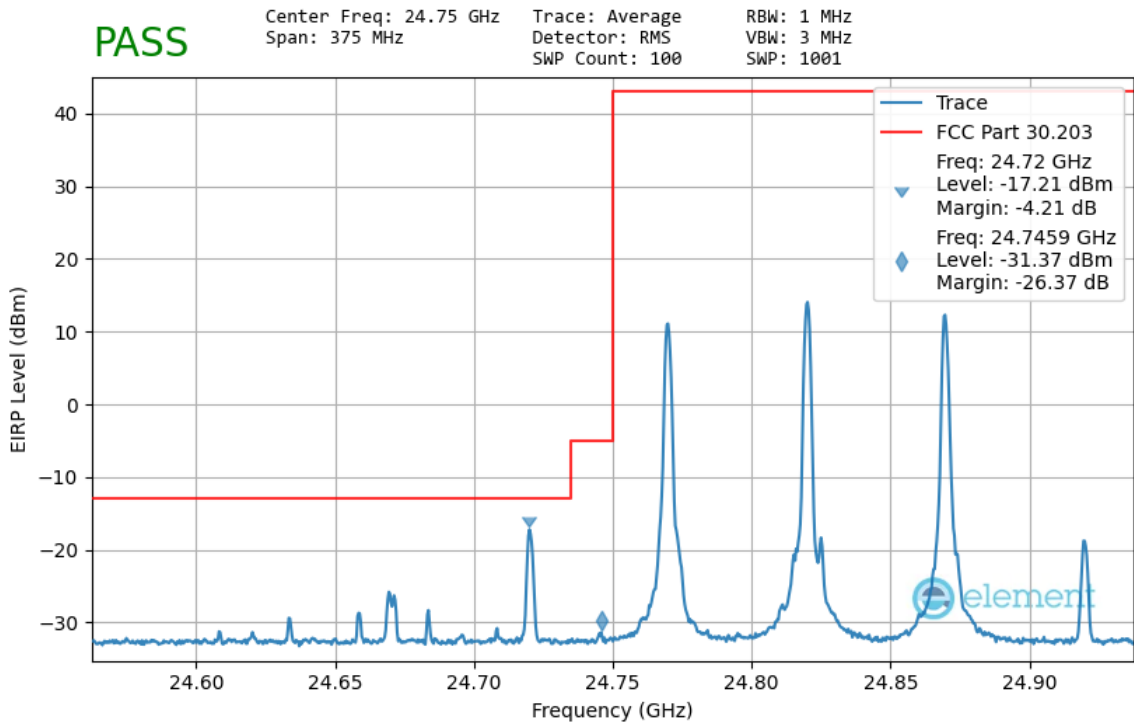
Plot 7-99. Ant 2 Upper Band Edge (50MHz-3CC – QPSK 1 RB)



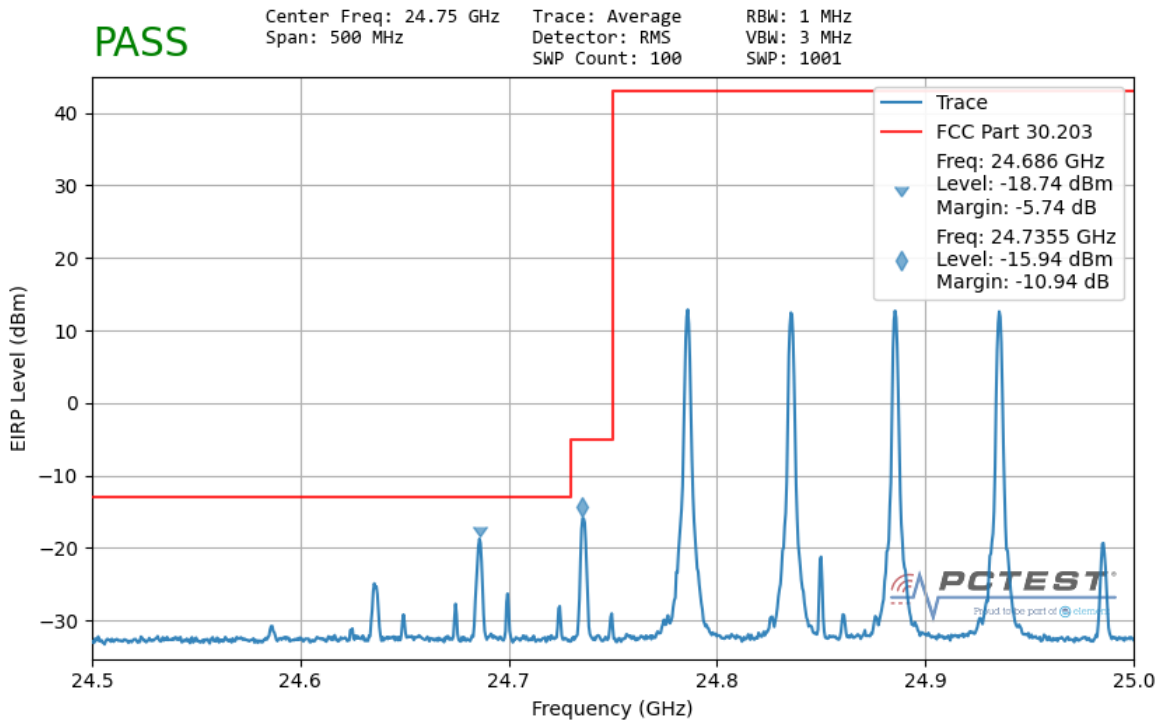
Plot 7-100. Ant 2 Upper Band Edge (50MHz-4CC – pi/2-BPSK 1 RB)

FCC ID:A3LSMS901U	PART 30 MEASUREMENT REPORT (Class II Permissive Change)		Approved by: Technical Manager
Test Report S/N: 1M2203290039-01.A3L	Test Dates: 07/11/2022- 08/17/2022	EUT Type: Portable Handset	Page 92 of 142

Band n258-R2 – Worst Case

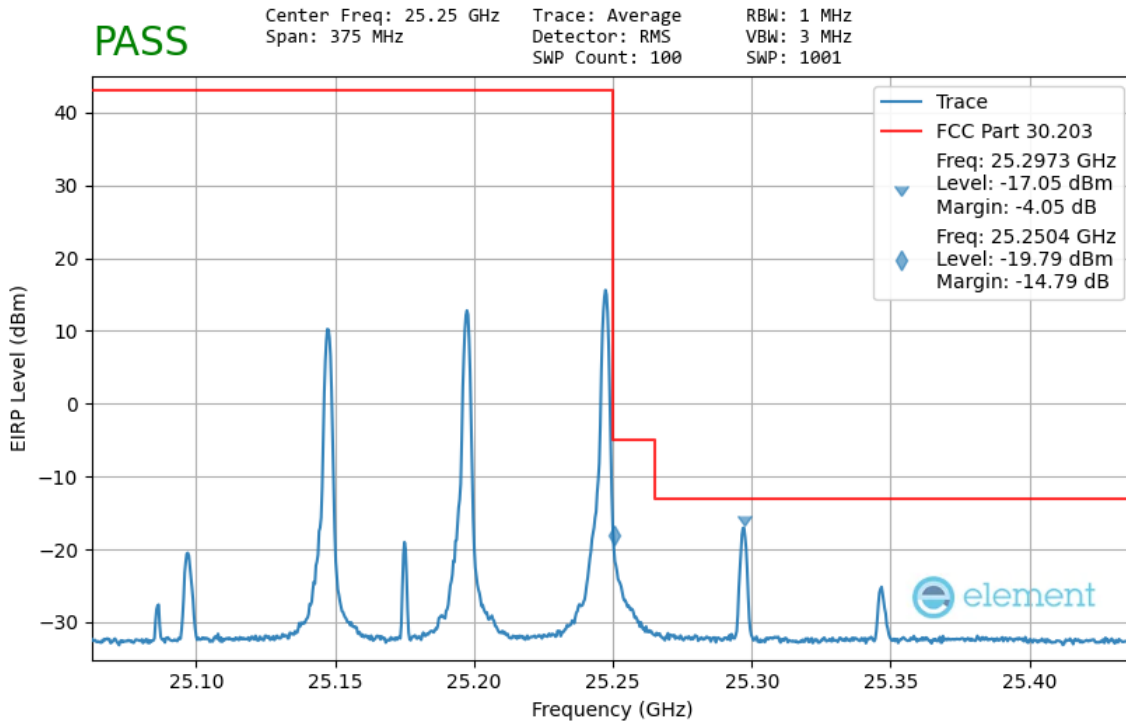


Plot 7-101. Ant 1 Lower Band Edge – (50MHz-3CC – pi/2-BPSK 1 RB)

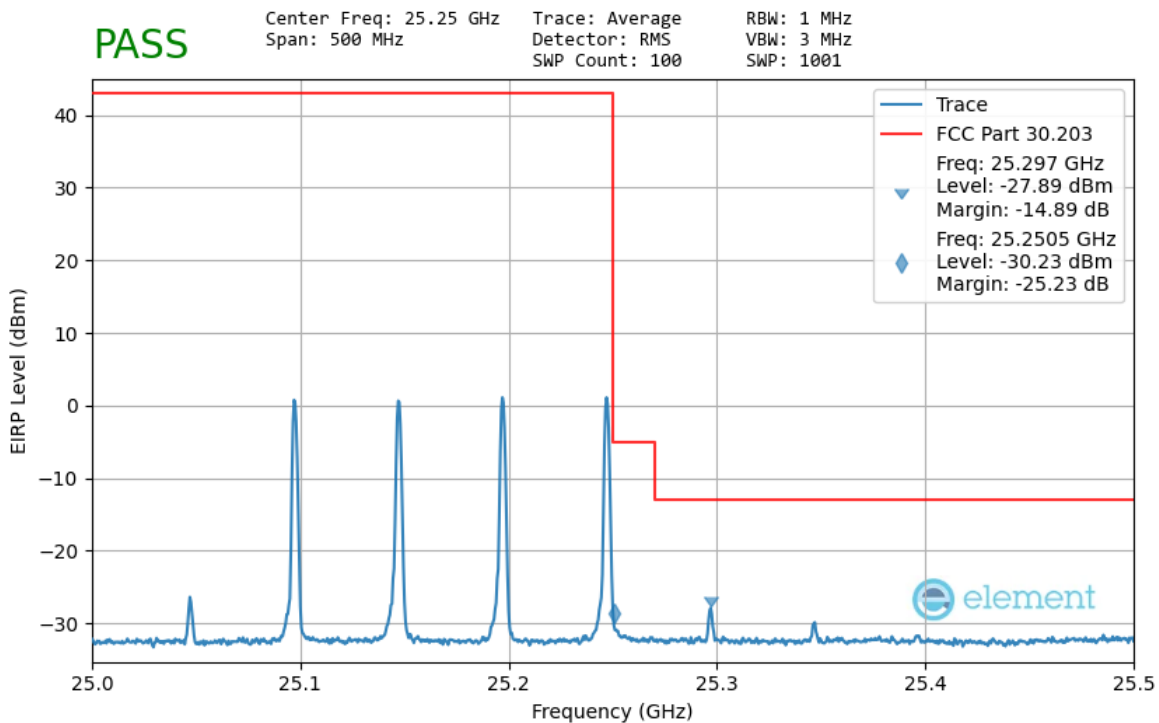


Plot 7-102. Ant 1 Lower Band Edge – (50MHz-4CC – pi/2-BPSK 1 RB)

FCC ID:A3LSMS901U	PART 30 MEASUREMENT REPORT (Class II Permissive Change)		Approved by: Technical Manager
Test Report S/N: 1M2203290039-01.A3L	Test Dates: 07/11/2022- 08/17/2022	EUT Type: Portable Handset	Page 93 of 142

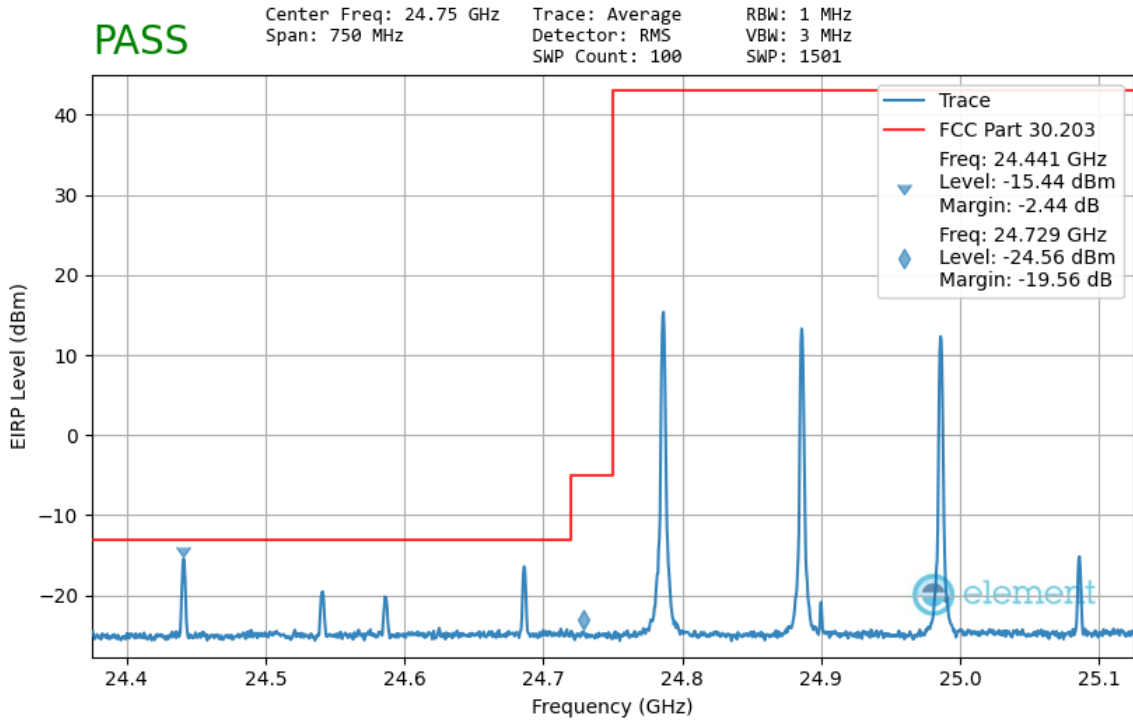


Plot 7-103. Ant 1 Upper Band Edge (50MHz-3CC – pi/2-BPSK 1 RB)

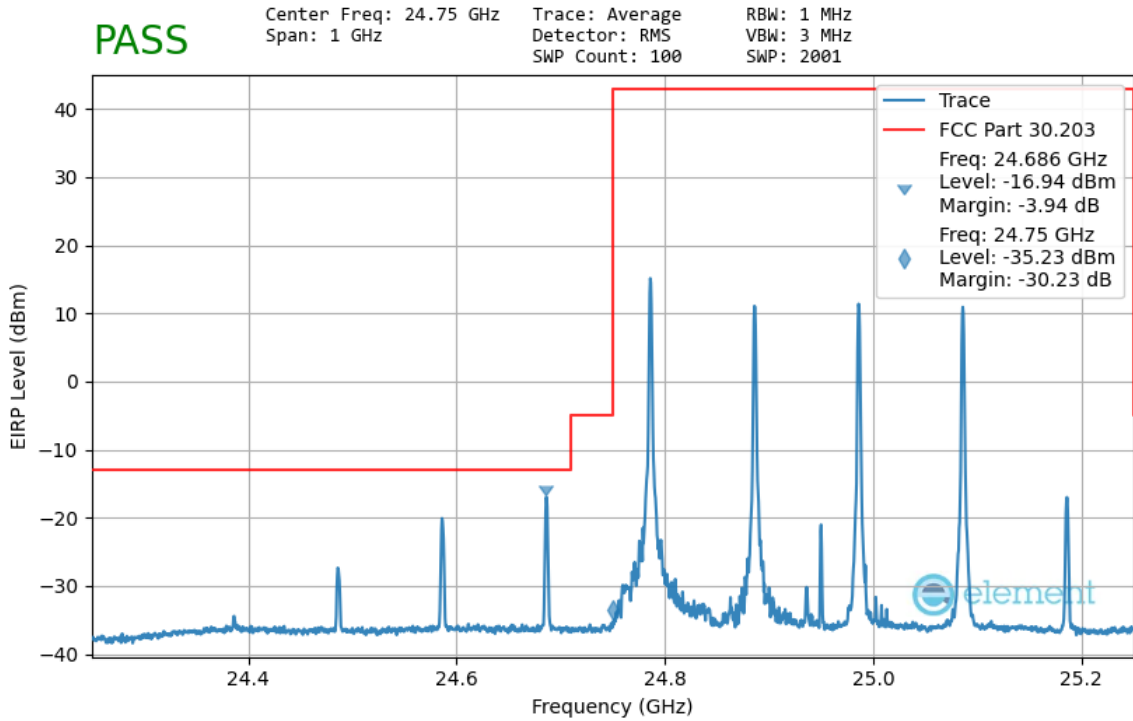


Plot 7-104. Ant 1 Upper Band Edge -(50MHz-4CC – QPSK 1 RB)

FCC ID:A3LSMS901U	PART 30 MEASUREMENT REPORT (Class II Permissive Change)		Approved by: Technical Manager
Test Report S/N: 1M2203290039-01.A3L	Test Dates: 07/11/2022- 08/17/2022	EUT Type: Portable Handset	Page 94 of 142

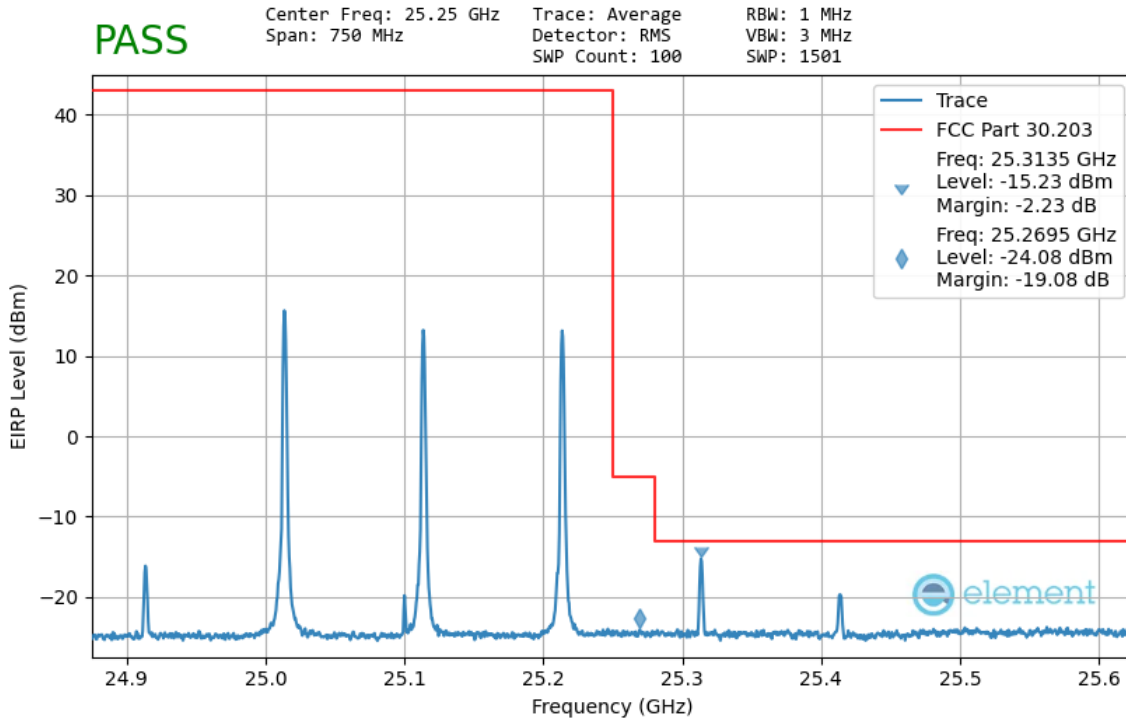


Plot 7-105. Ant 1 Lower Band Edge (100MHz-3CC – pi/2-BPSK 1 RB)

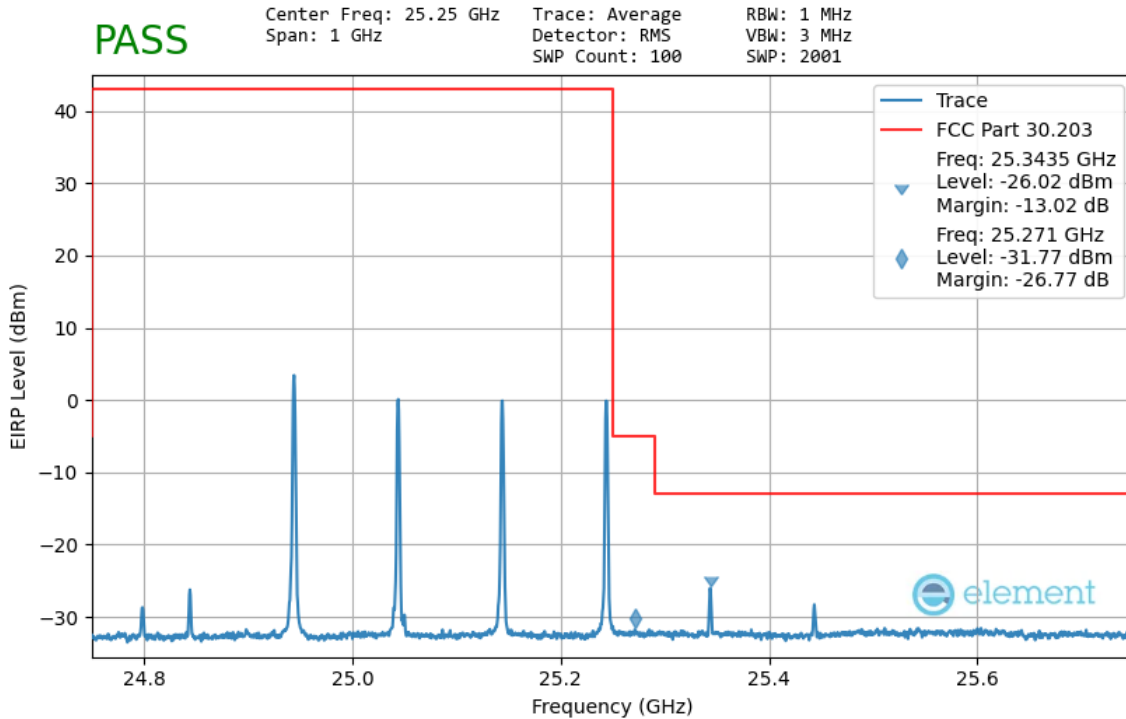


Plot 7-106. Ant 1 Lower Band Edge (100MHz-4CC – QPSK 1 RB)

FCC ID:A3LSMS901U	PART 30 MEASUREMENT REPORT (Class II Permissive Change)		Approved by: Technical Manager
Test Report S/N: 1M2203290039-01.A3L	Test Dates: 07/11/2022- 08/17/2022	EUT Type: Portable Handset	Page 95 of 142

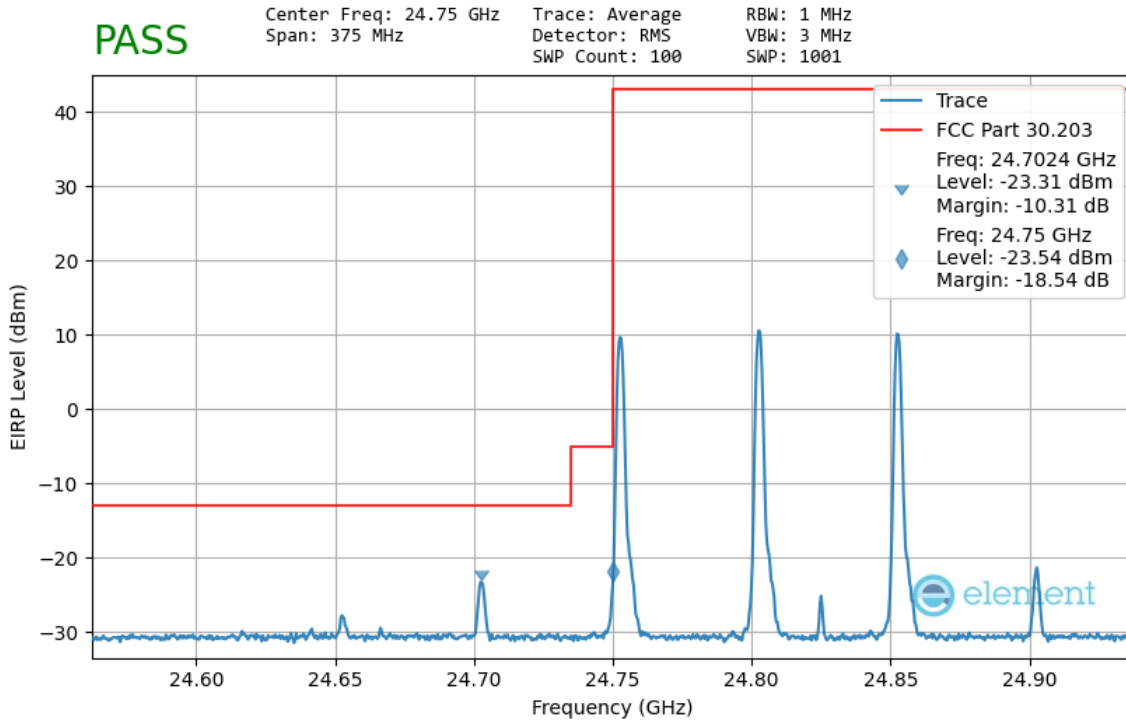


Plot 7-107. Ant 1 Upper Band Edge (100MHz-3CC – QPSK 1 RB)

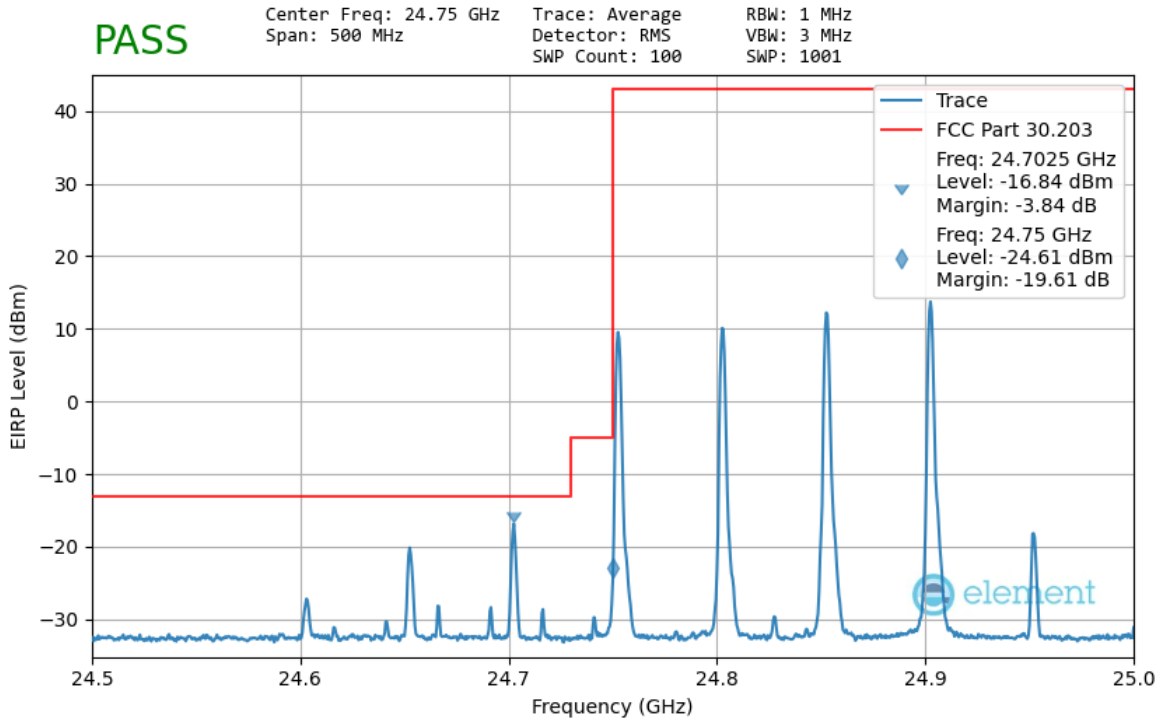


Plot 7-108. Ant 1 Upper Band Edge (100MHz-4CC – QPSK 1 RB)

FCC ID:A3LSMS901U	PART 30 MEASUREMENT REPORT (Class II Permissive Change)		Approved by: Technical Manager
Test Report S/N: 1M2203290039-01.A3L	Test Dates: 07/11/2022- 08/17/2022	EUT Type: Portable Handset	Page 96 of 142

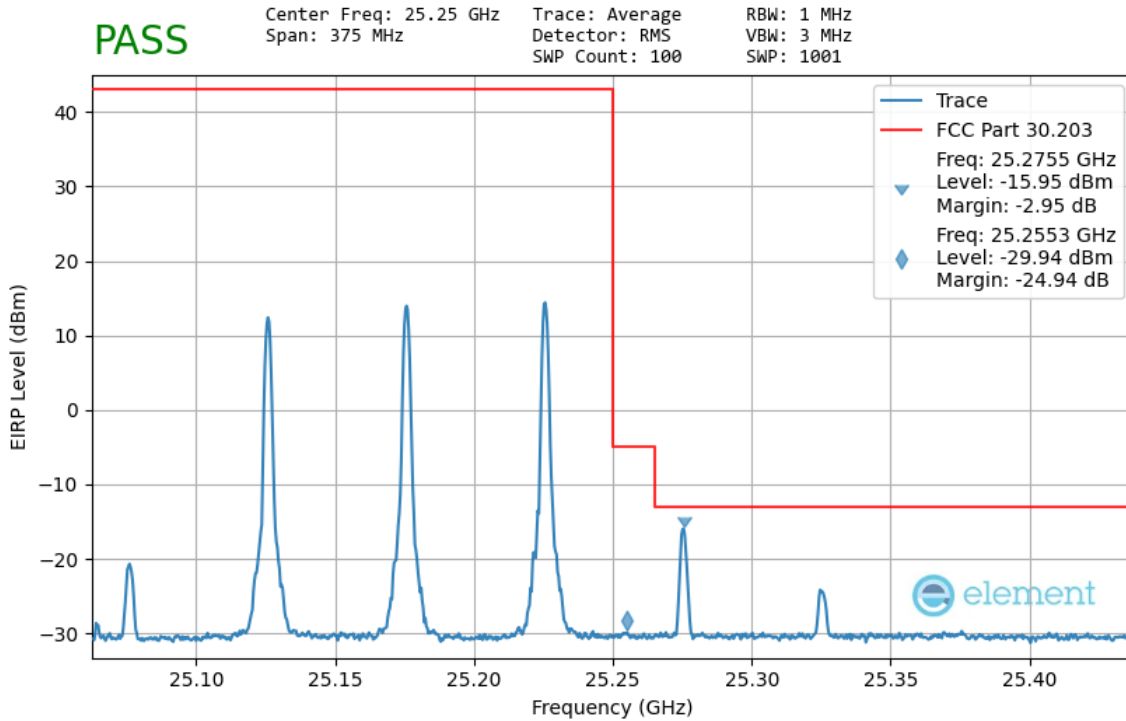


Plot 7-109. Ant 2 Lower Band Edge (50MHz-3CC – pi/2-BPSK 1 RB)

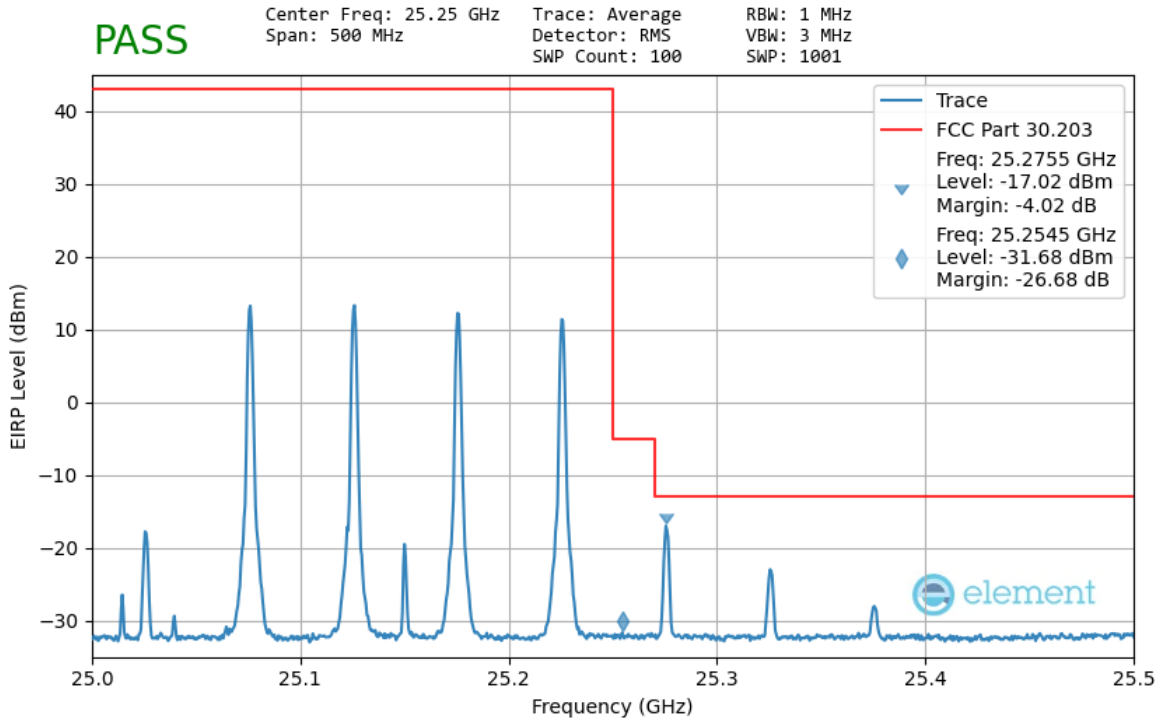


Plot 7-110. Ant 2 Lower Band Edge – (50MHz-4CC – pi/2-BPSK 1 RB)

FCC ID:A3LSMS901U	PART 30 MEASUREMENT REPORT (Class II Permissive Change)		Approved by: Technical Manager
Test Report S/N: 1M2203290039-01.A3L	Test Dates: 07/11/2022- 08/17/2022	EUT Type: Portable Handset	Page 97 of 142

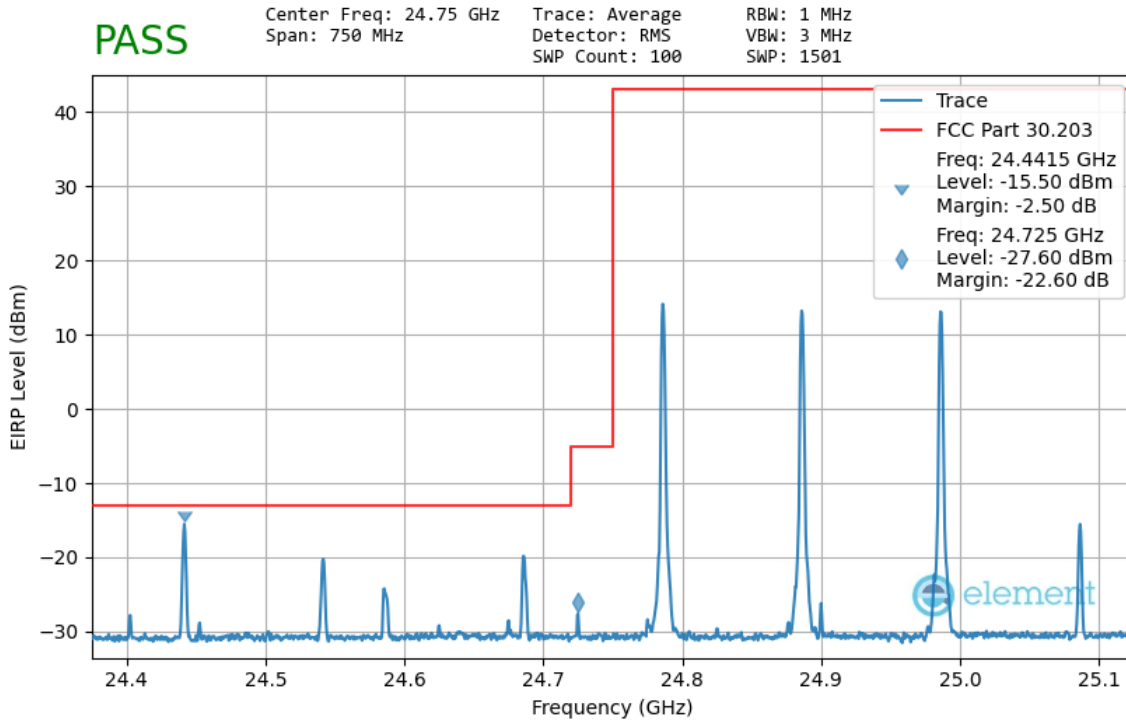


Plot 7-111. Ant 2 Upper Band Edge (50MHz-3CC – QPSK 1 RB)

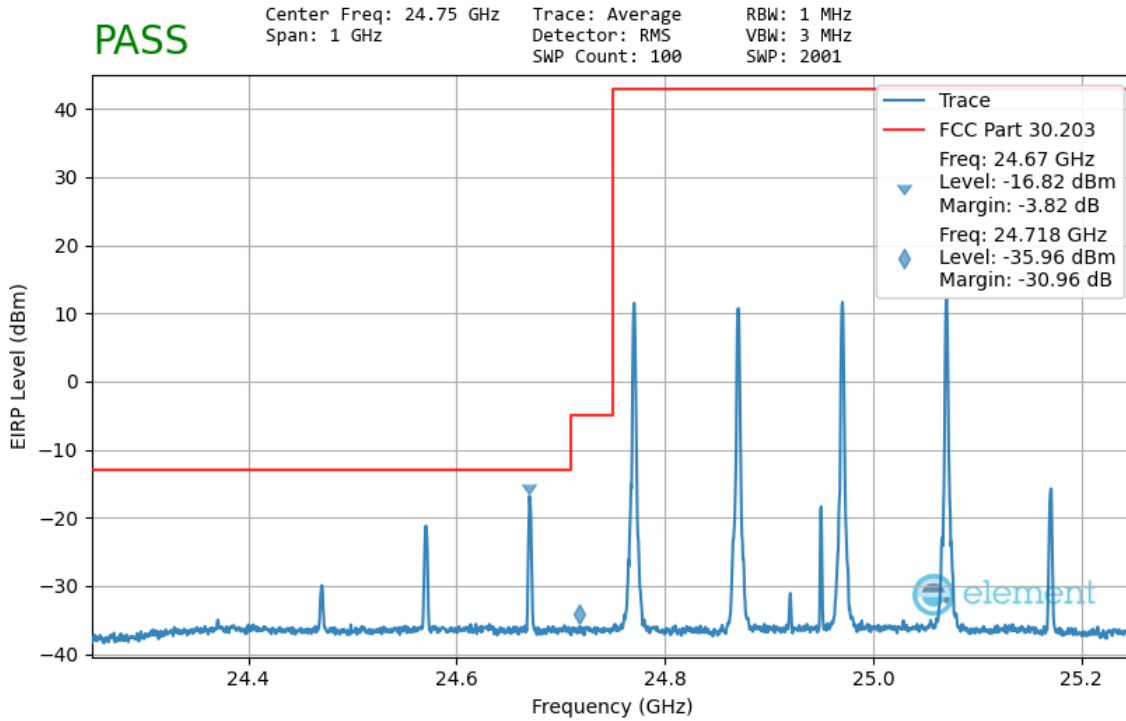


Plot 7-112. Ant 2 Upper Band Edge (50MHz-4CC – QPSK 1 RB)

FCC ID:A3LSMS901U	PART 30 MEASUREMENT REPORT (Class II Permissive Change)		Approved by: Technical Manager
Test Report S/N: 1M2203290039-01.A3L	Test Dates: 07/11/2022- 08/17/2022	EUT Type: Portable Handset	Page 98 of 142

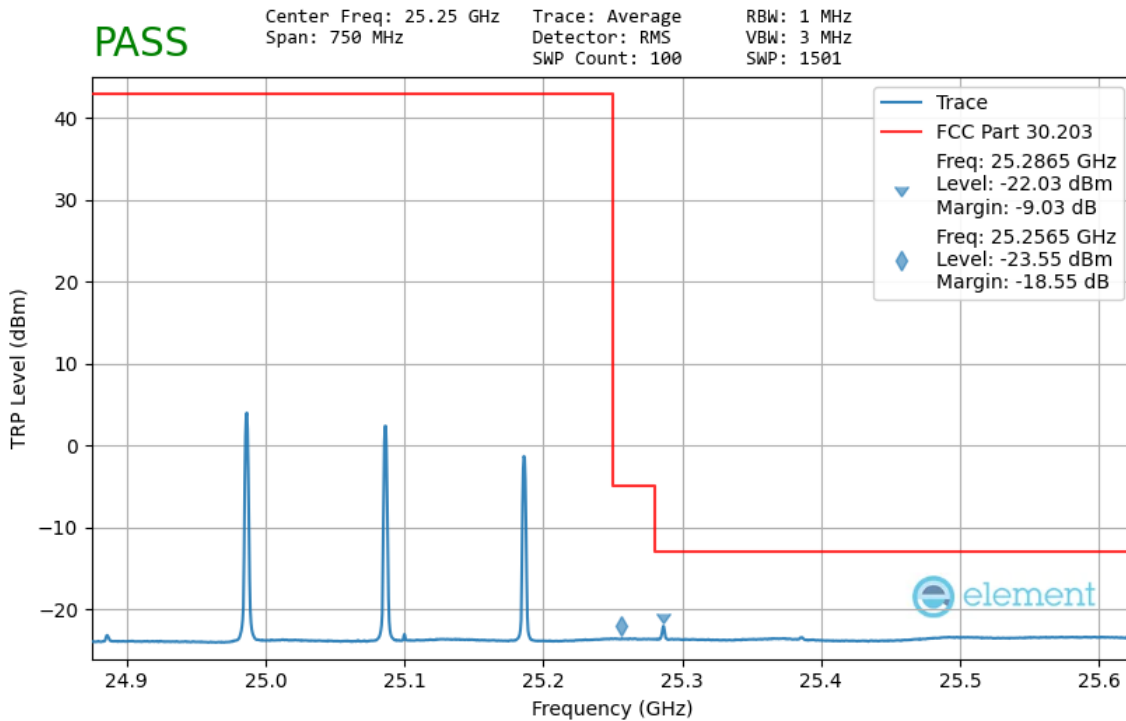


Plot 7-113. Ant 2 Lower Band Edge (100MHz-3CC – QPSK 1 RB)

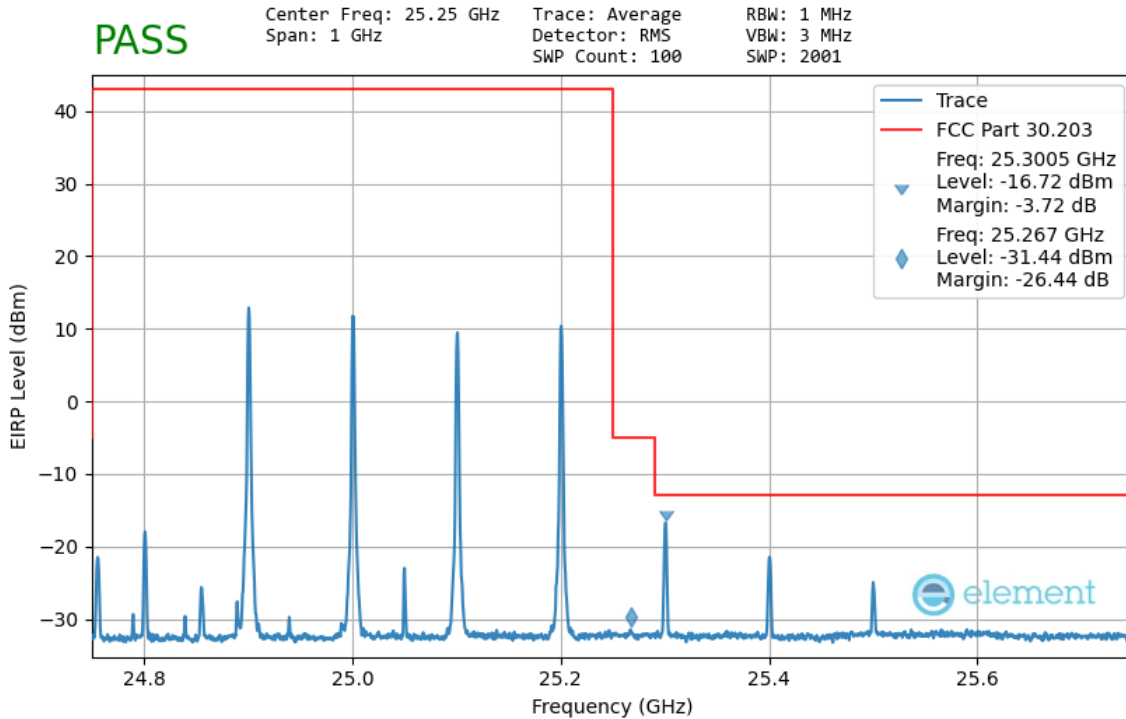


Plot 7-114. Ant 2 Lower Band Edge – (100MHz-4CC – QPSK 1 RB)

FCC ID:A3LSMS901U	PART 30 MEASUREMENT REPORT (Class II Permissive Change)		Approved by: Technical Manager
Test Report S/N: 1M2203290039-01.A3L	Test Dates: 07/11/2022- 08/17/2022	EUT Type: Portable Handset	Page 99 of 142



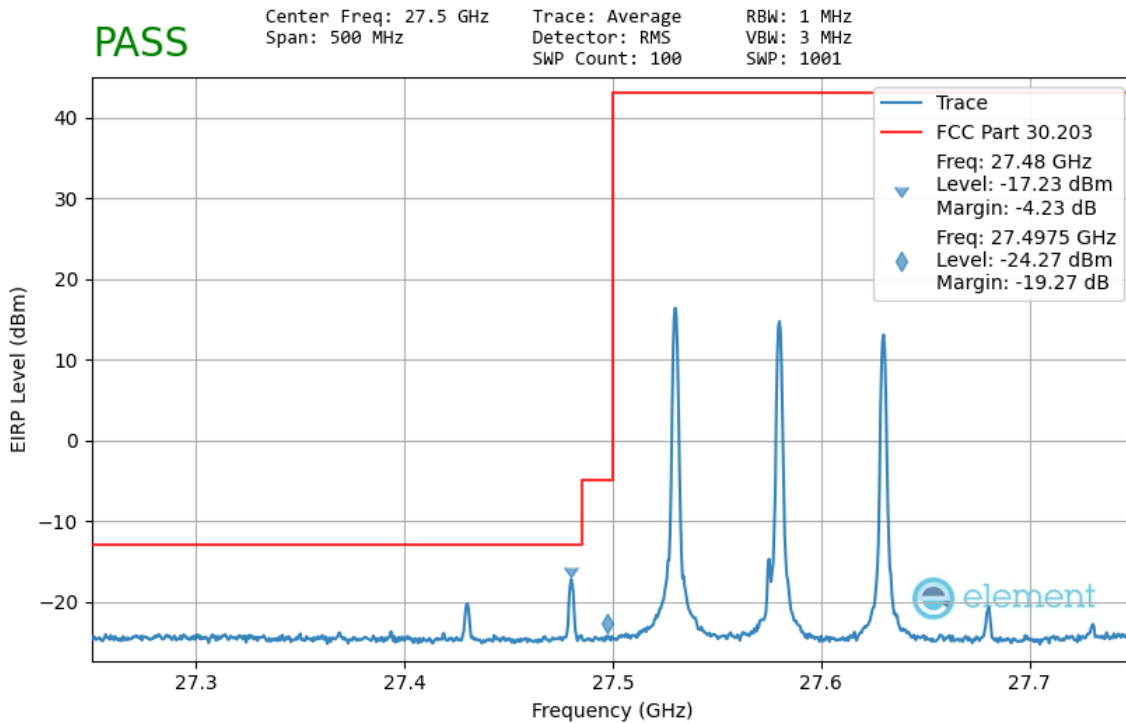
Plot 7-115. Ant 2 Upper Band Edge- TRP (100MHz-3CC – pi/2-BPSK 1 RB)



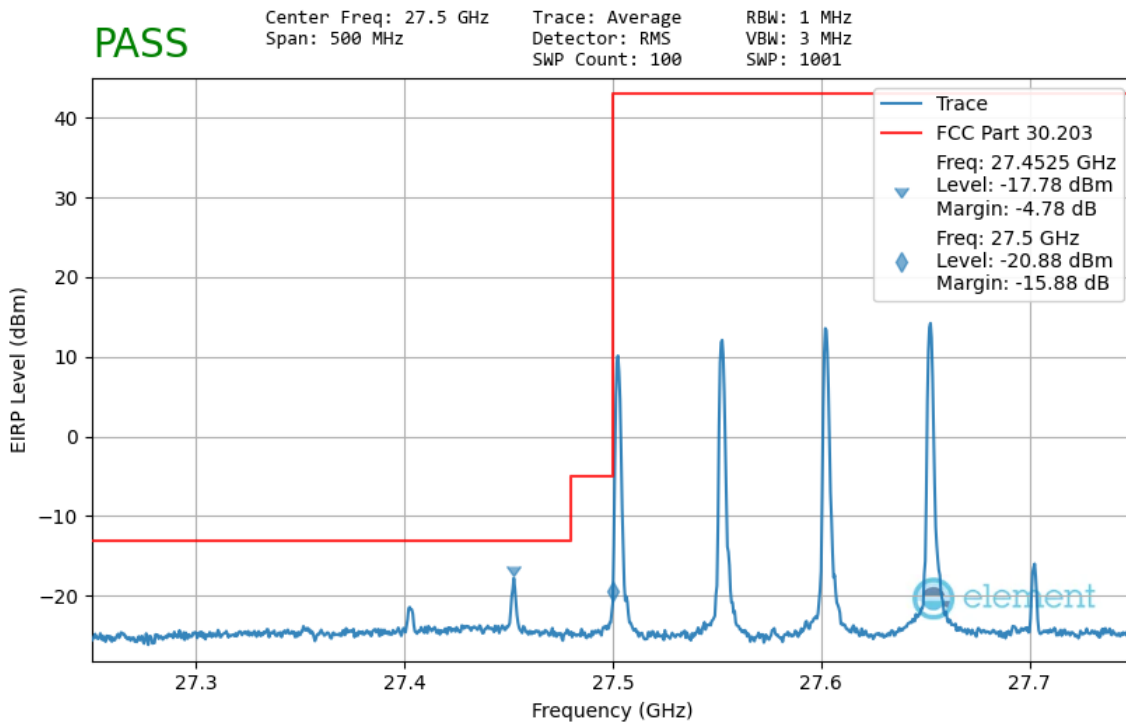
Plot 7-116. Ant 2 Upper Band Edge- (100MHz-4CC – pi/2-BPSK 1 RB)

FCC ID:A3LSMS901U	PART 30 MEASUREMENT REPORT (Class II Permissive Change)		Approved by: Technical Manager
Test Report S/N: 1M2203290039-01.A3L	Test Dates: 07/11/2022- 08/17/2022	EUT Type: Portable Handset	Page 100 of 142

Band n261 – Worst Case

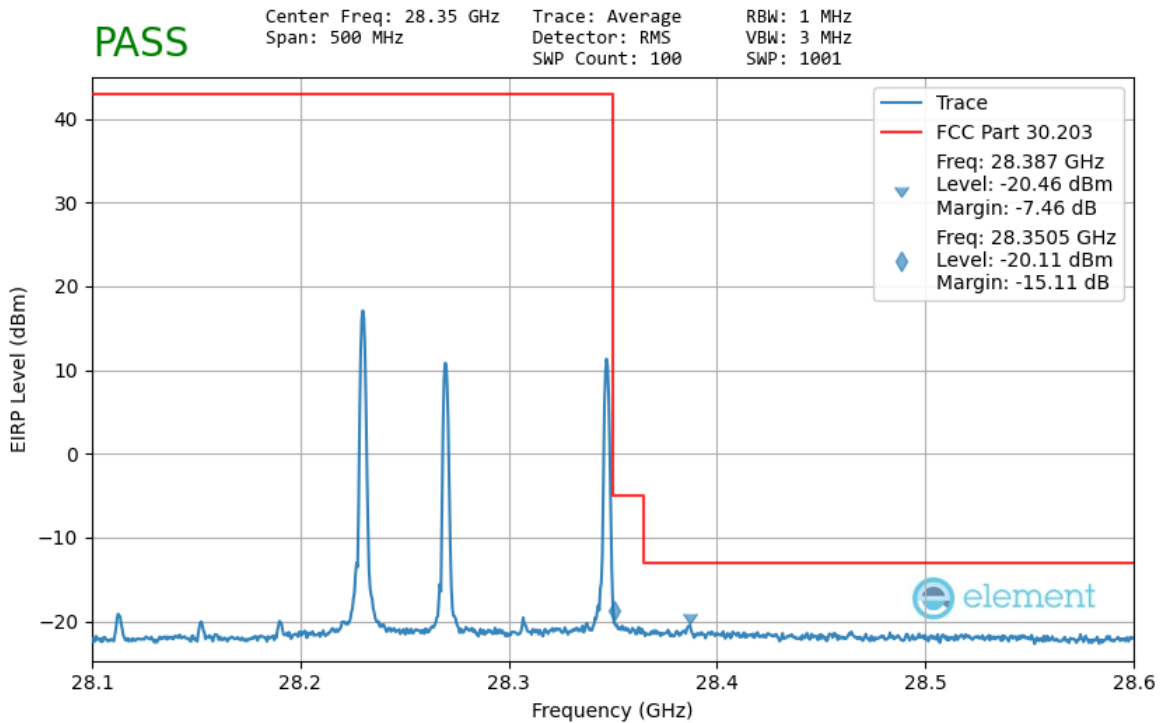


Plot 7-117. Ant 1 Lower Band Edge (50MHz-3CC – pi/2-BPSK 1 RB)

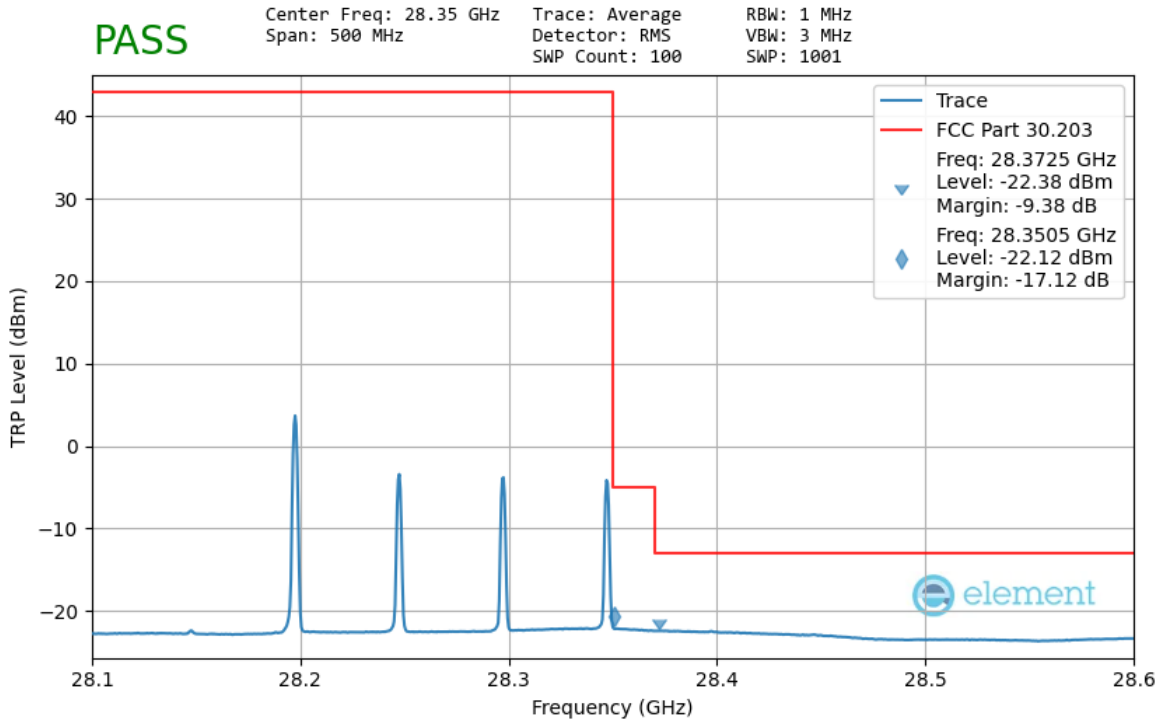


Plot 7-118. Ant 1 Lower Band Edge (50MHz-4CC – QPSK 1 RB)

FCC ID:A3LSMS901U	PART 30 MEASUREMENT REPORT (Class II Permissive Change)		Approved by: Technical Manager
Test Report S/N: 1M2203290039-01.A3L	Test Dates: 07/11/2022- 08/17/2022	EUT Type: Portable Handset	Page 101 of 142

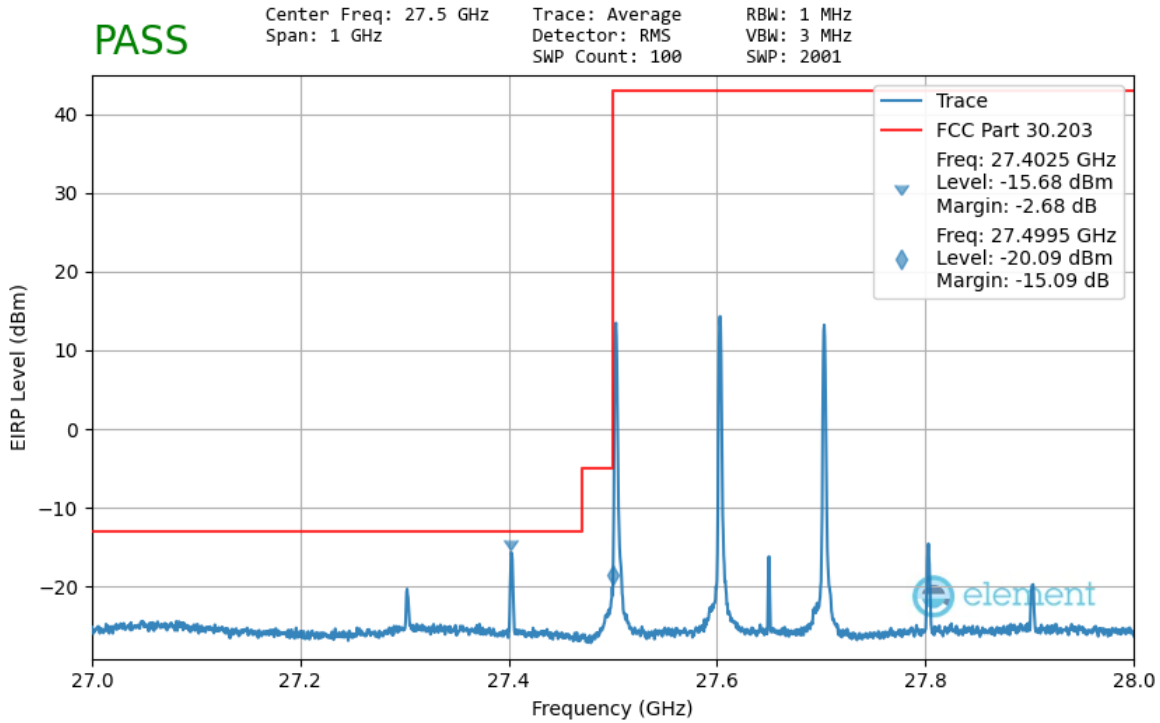


Plot 7-119. Ant 1 Upper Band Edge (50MHz-3CC – pi/2-BPSK 1 RB)

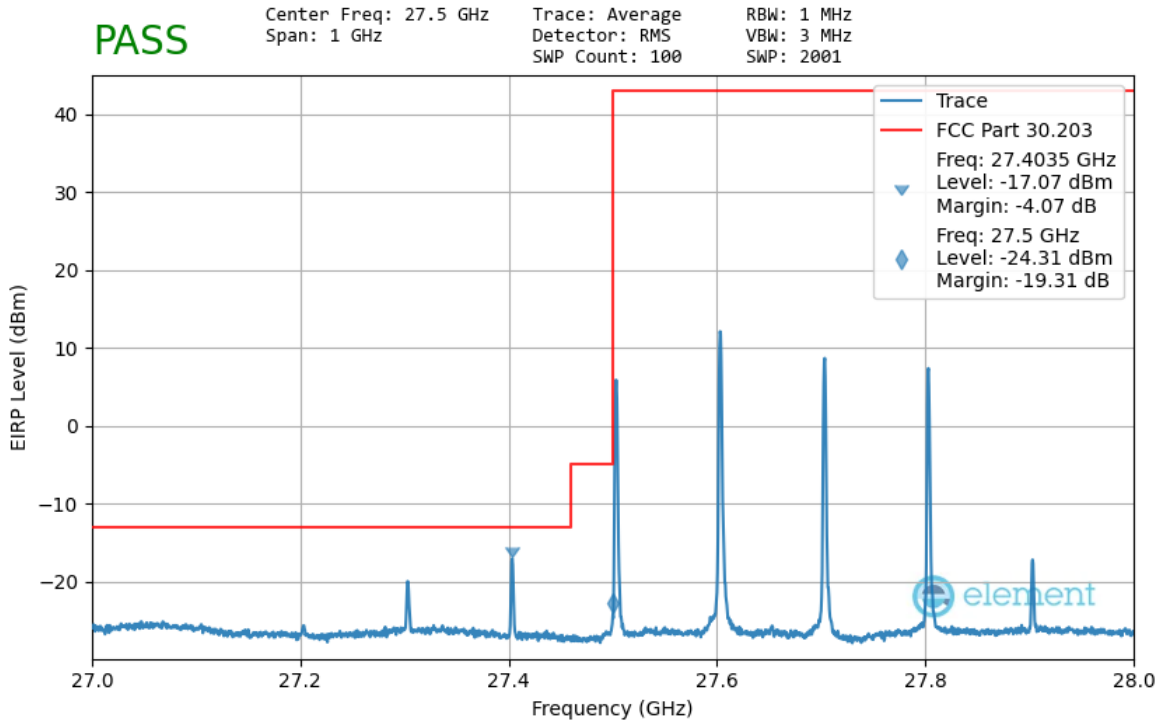


Plot 7-120. Ant 1 Upper Band Edge-TRP (50MHz-4CC – QPSK 1 RB)

FCC ID:A3LSMS901U	PART 30 MEASUREMENT REPORT (Class II Permissive Change)		Approved by: Technical Manager
Test Report S/N: 1M2203290039-01.A3L	Test Dates: 07/11/2022- 08/17/2022	EUT Type: Portable Handset	Page 102 of 142

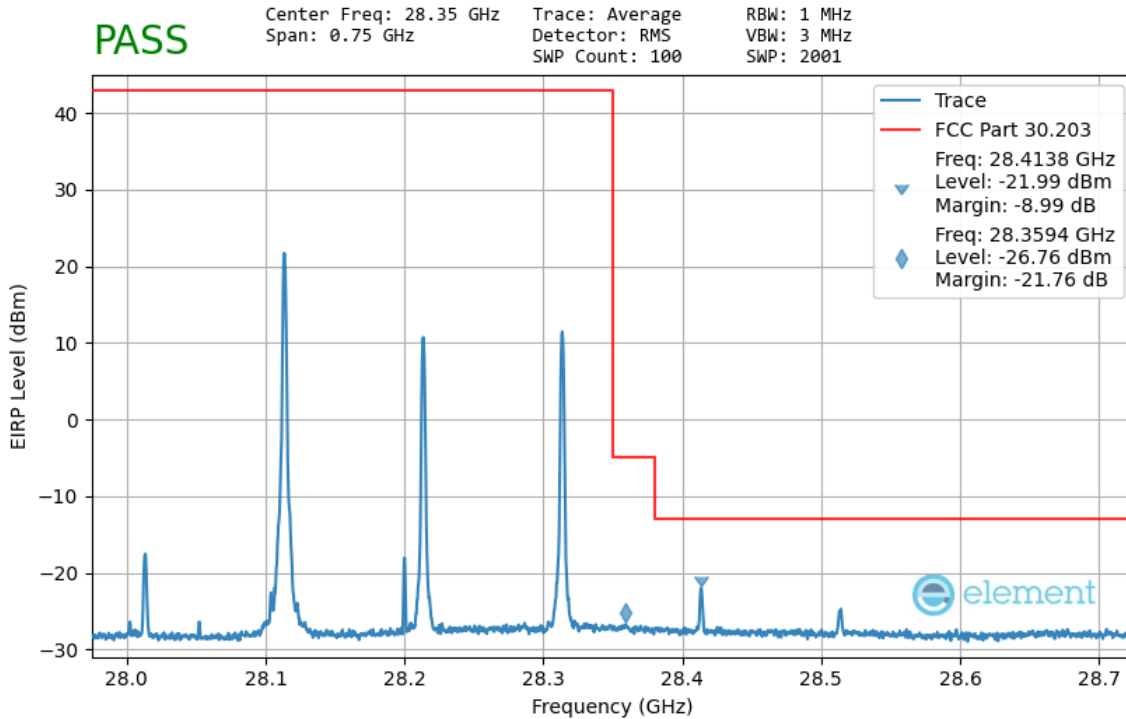


Plot 7-121. Ant 1 Lower Band Edge (100MHz-3CC – QPSK 1 RB)

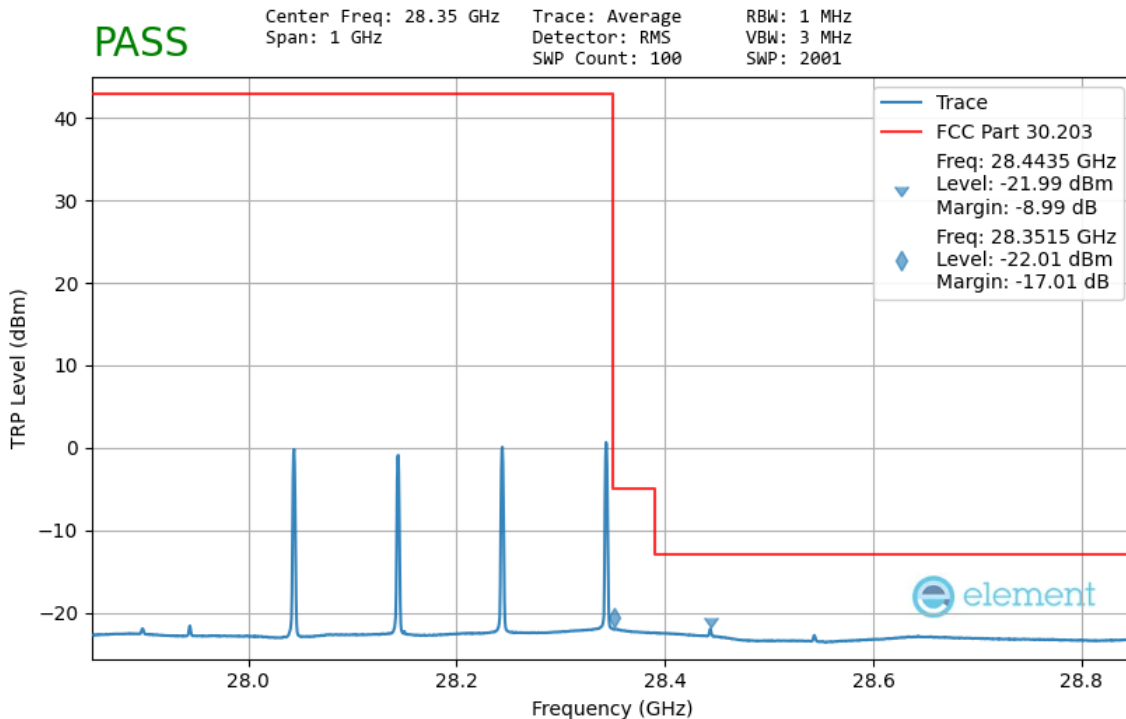


Plot 7-122. Ant 1 Lower Band Edge (100MHz-4CC – QPSK 1 RB)

FCC ID:A3LSMS901U	PART 30 MEASUREMENT REPORT (Class II Permissive Change)		Approved by: Technical Manager
Test Report S/N: 1M2203290039-01.A3L	Test Dates: 07/11/2022- 08/17/2022	EUT Type: Portable Handset	Page 103 of 142

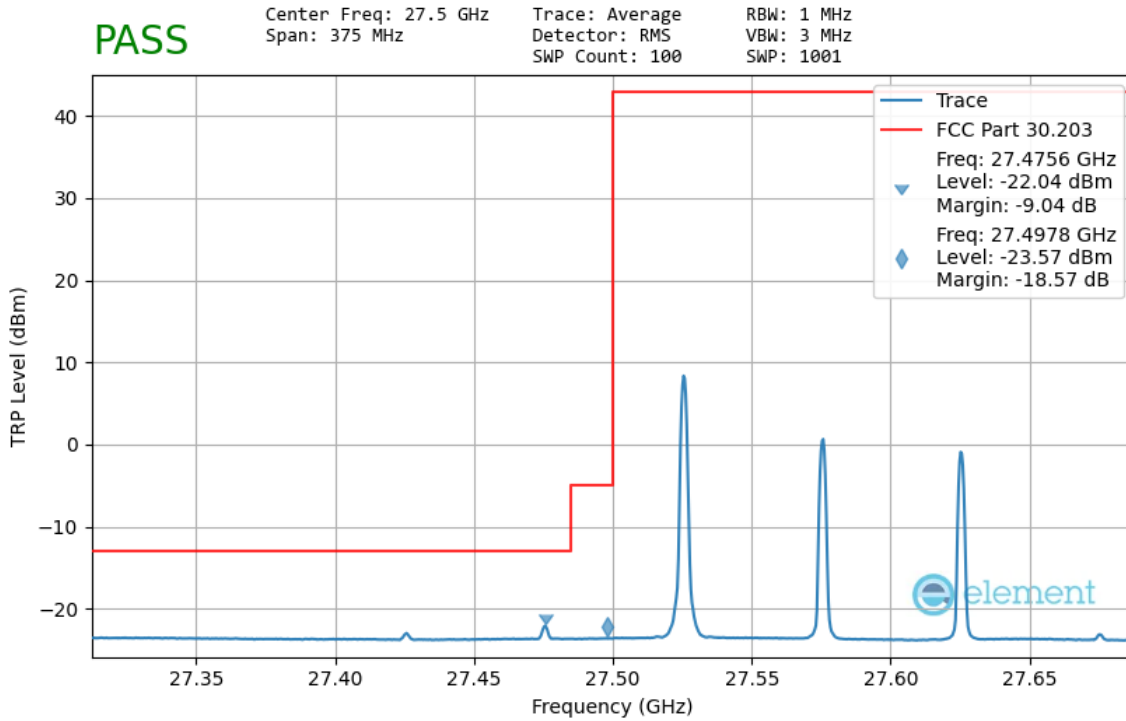


Plot 7-123. Ant 1 Upper Band Edge (100MHz-3CC – QPSK 1 RB)

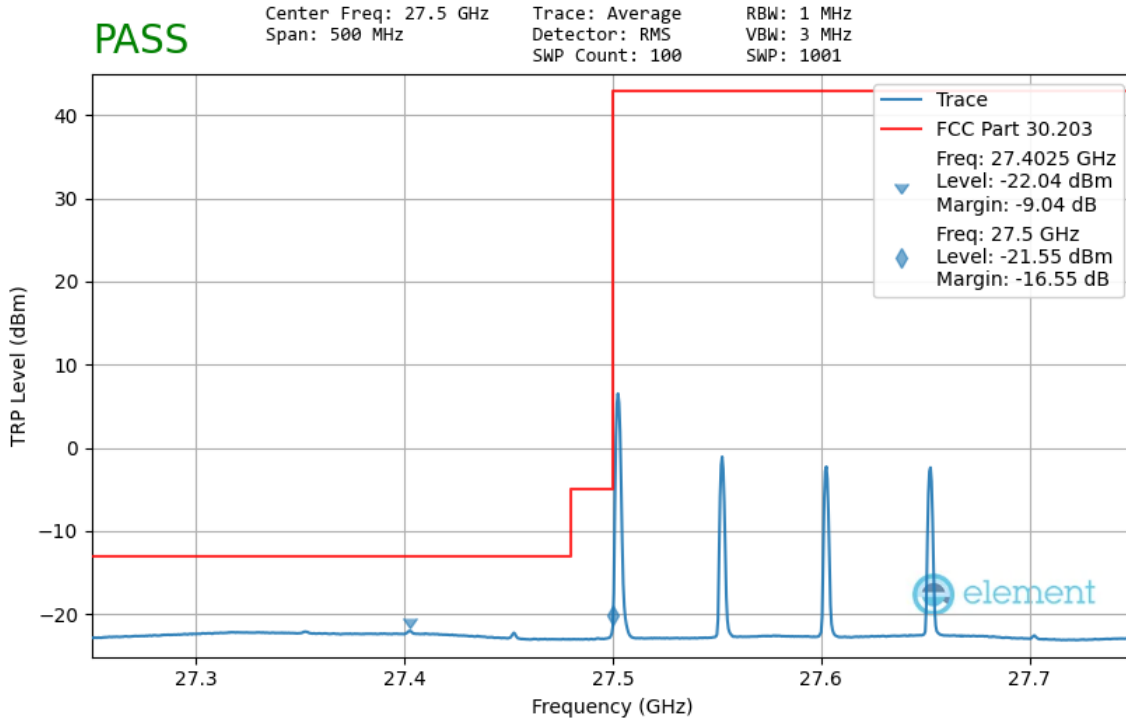


Plot 7-124. Ant 1 Upper Band Edge (100MHz-4CC – QPSK 1 RB)

FCC ID:A3LSMS901U	PART 30 MEASUREMENT REPORT (Class II Permissive Change)		Approved by: Technical Manager
Test Report S/N: 1M2203290039-01.A3L	Test Dates: 07/11/2022- 08/17/2022	EUT Type: Portable Handset	Page 104 of 142

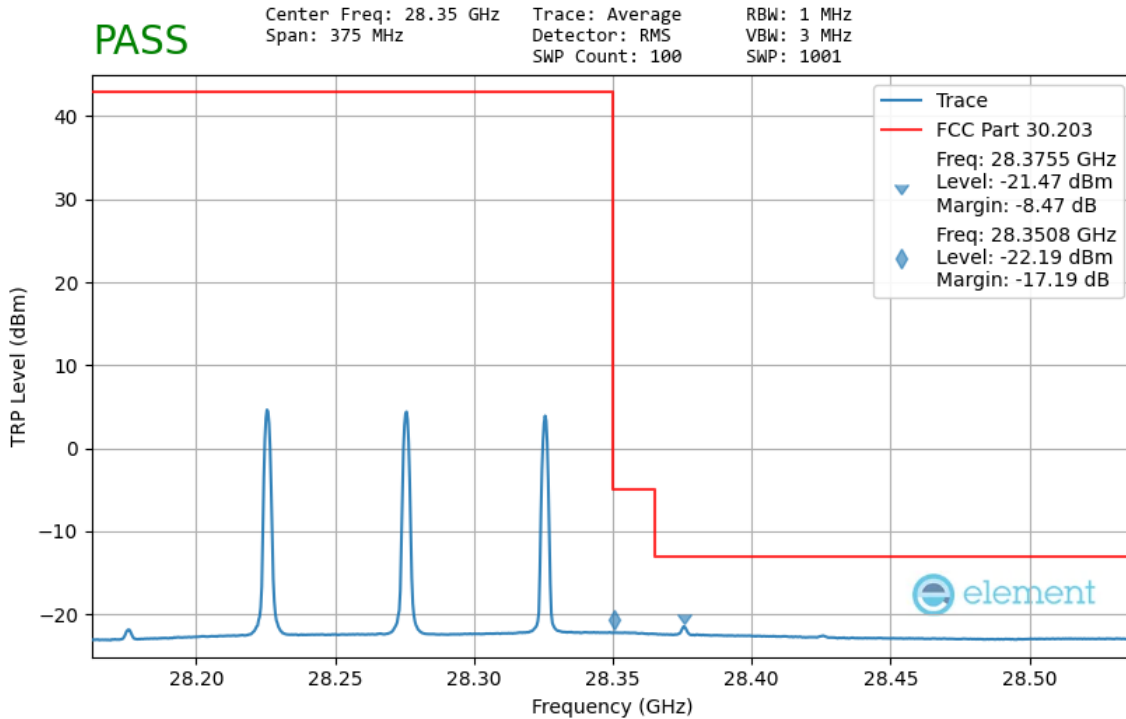


Plot 7-125. Ant 2 Lower Band Edge- TRP (50MHz-3CC – QPSK 1 RB)

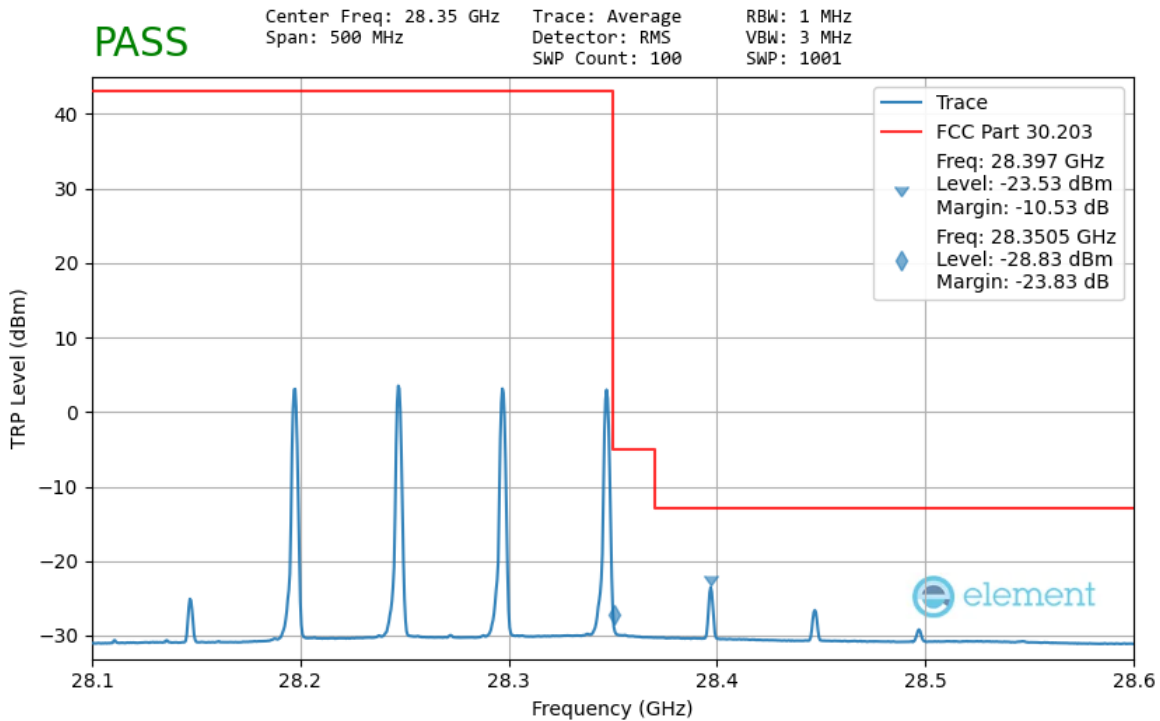


Plot 7-126. Ant 2 Lower Band Edge- TRP (50MHz-4CC – QPSK 1 RB)

FCC ID:A3LSMS901U	PART 30 MEASUREMENT REPORT (Class II Permissive Change)		Approved by: Technical Manager
Test Report S/N: 1M2203290039-01.A3L	Test Dates: 07/11/2022- 08/17/2022	EUT Type: Portable Handset	Page 105 of 142

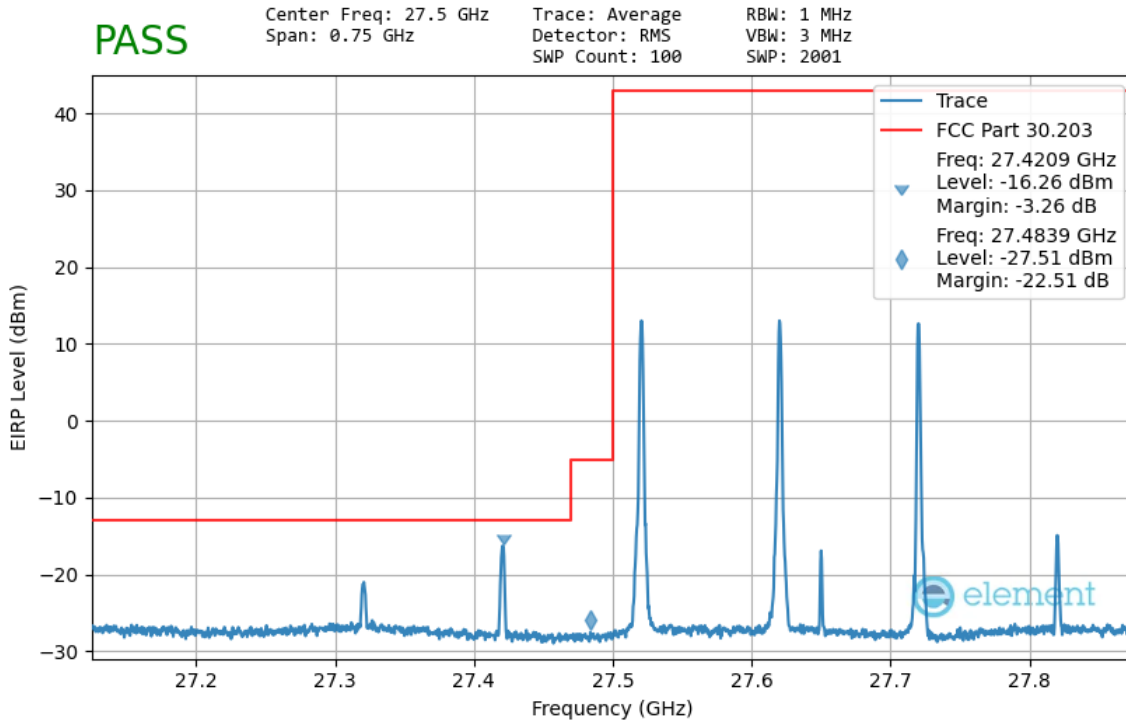


Plot 7-127. Ant 2 Upper Band Edge- TRP (50MHz-3CC – QPSK 1 RB)

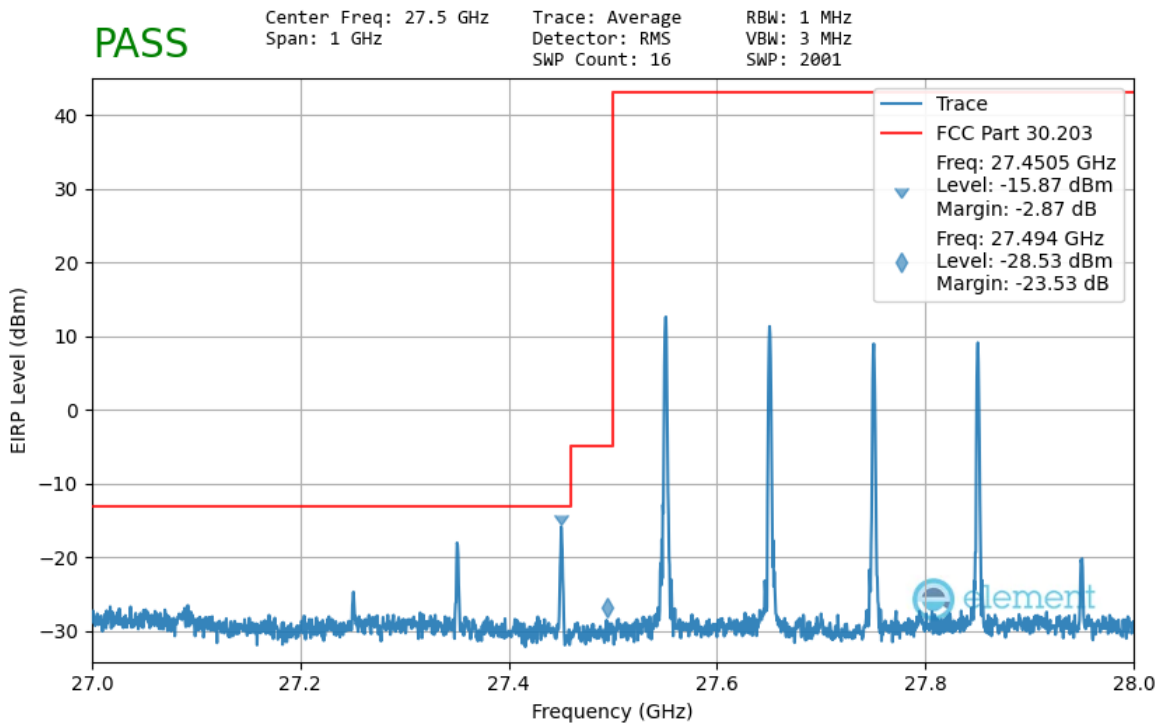


Plot 7-128. Ant 2 Upper Band Edge- TRP (50MHz-4CC – QPSK 1 RB)

FCC ID:A3LSMS901U	PART 30 MEASUREMENT REPORT (Class II Permissive Change)		Approved by: Technical Manager
Test Report S/N: 1M2203290039-01.A3L	Test Dates: 07/11/2022- 08/17/2022	EUT Type: Portable Handset	Page 106 of 142

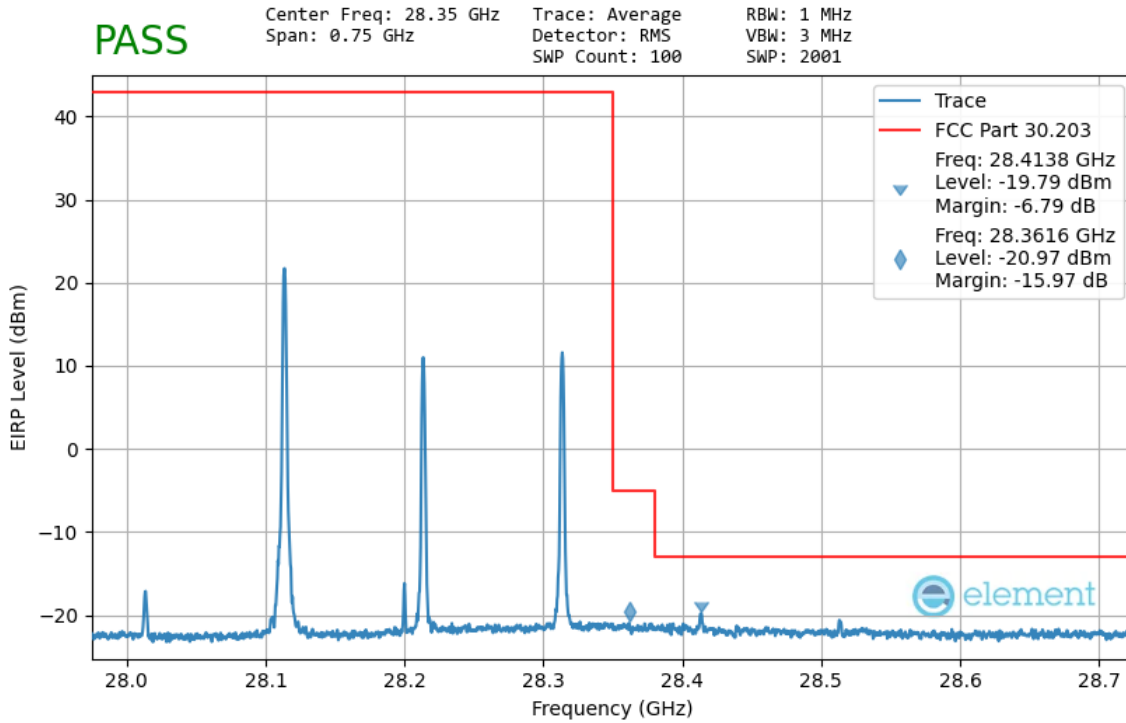


Plot 7-129. Ant 2 Lower Band Edge (100MHz-3CC – pi/2-BPSK 1 RB)

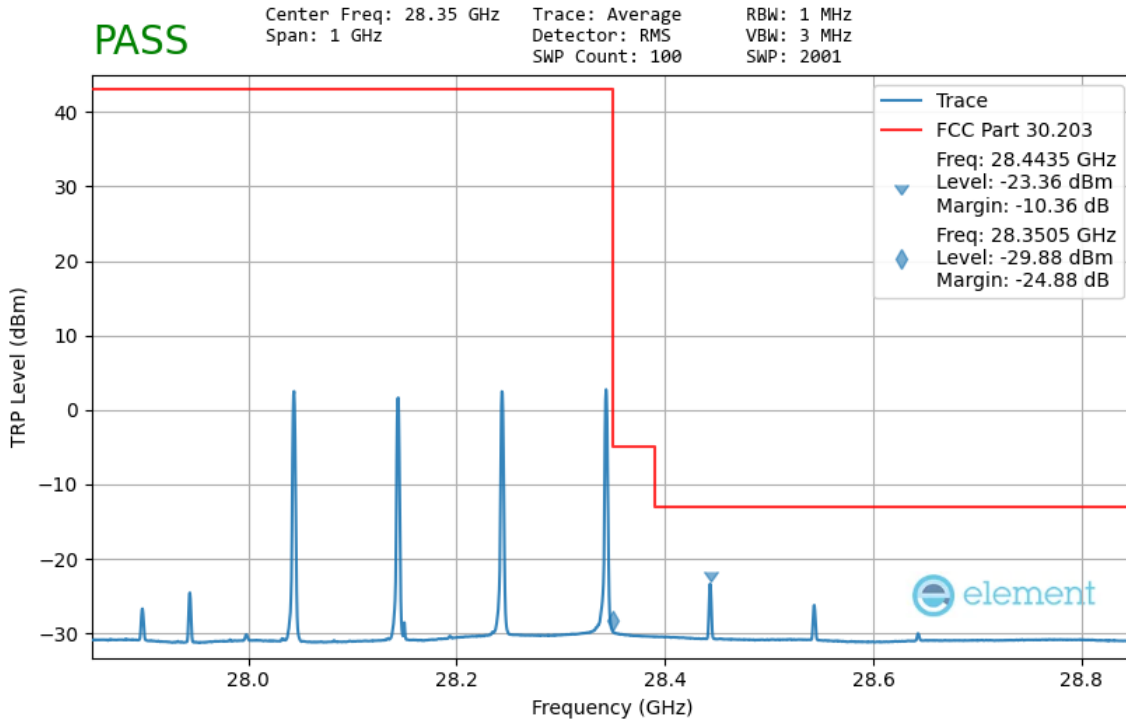


Plot 7-130. Ant 2 Lower Band Edge (100MHz-4CC – QPSK 1 RB)

PART 30 MEASUREMENT REPORT (Class II Permissive Change)			Approved by: Technical Manager
FCC ID:A3LSMS901U	Test Dates: 07/11/2022- 08/17/2022	EUT Type: Portable Handset	Page 107 of 142



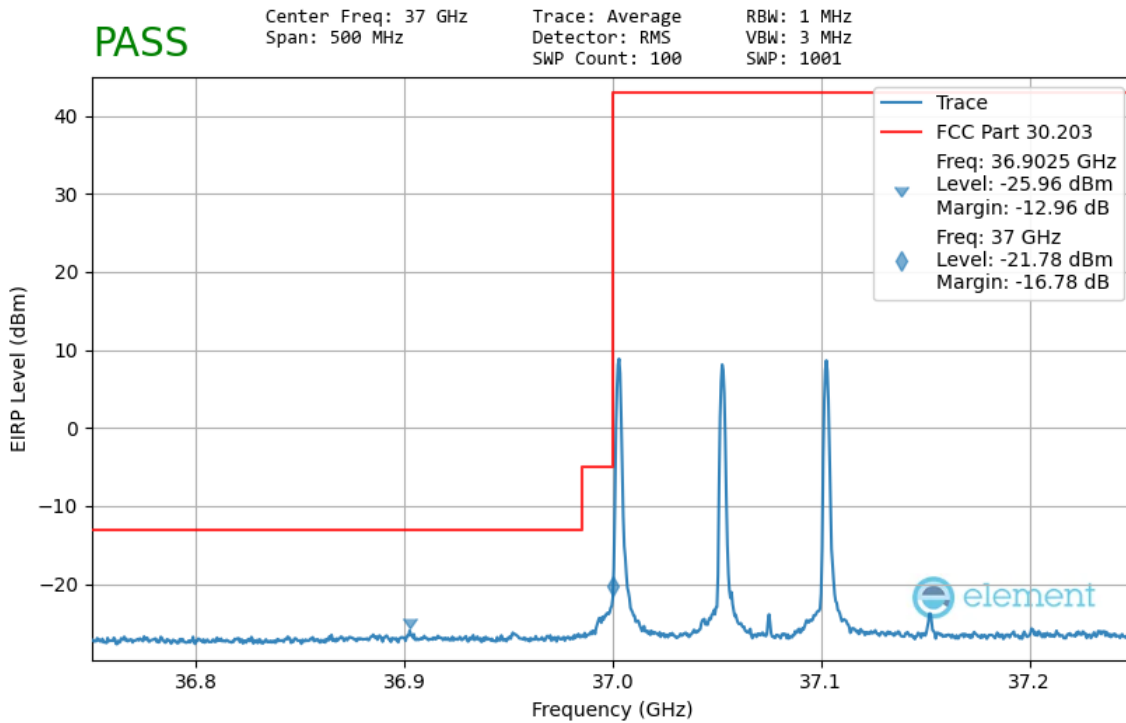
Plot 7-131. Ant 2 Upper Band Edge (100MHz-3CC – QPSK 1 RB)



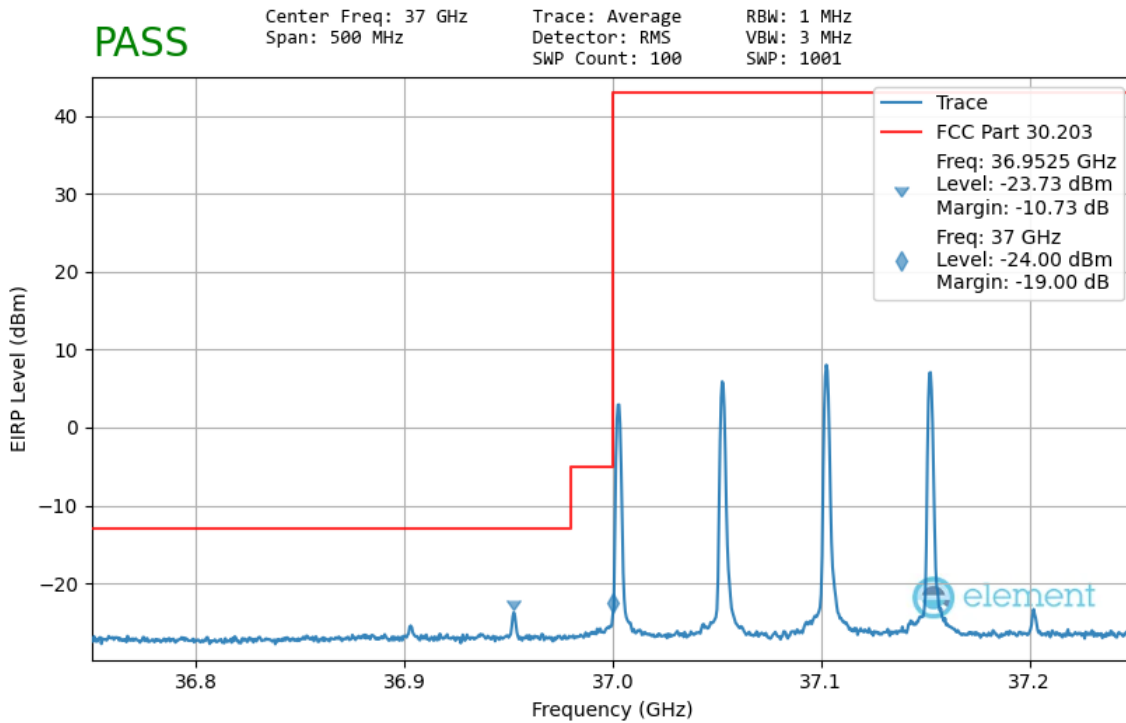
Plot 7-132. Ant 2 Upper Band Edge- TRP (100MHz-4CC – pi/2-BPSK 1 RB)

FCC ID:A3LSMS901U	PART 30 MEASUREMENT REPORT (Class II Permissive Change)		Approved by: Technical Manager
Test Report S/N: 1M2203290039-01.A3L	Test Dates: 07/11/2022- 08/17/2022	EUT Type: Portable Handset	Page 108 of 142

Band n260 – Worst Case

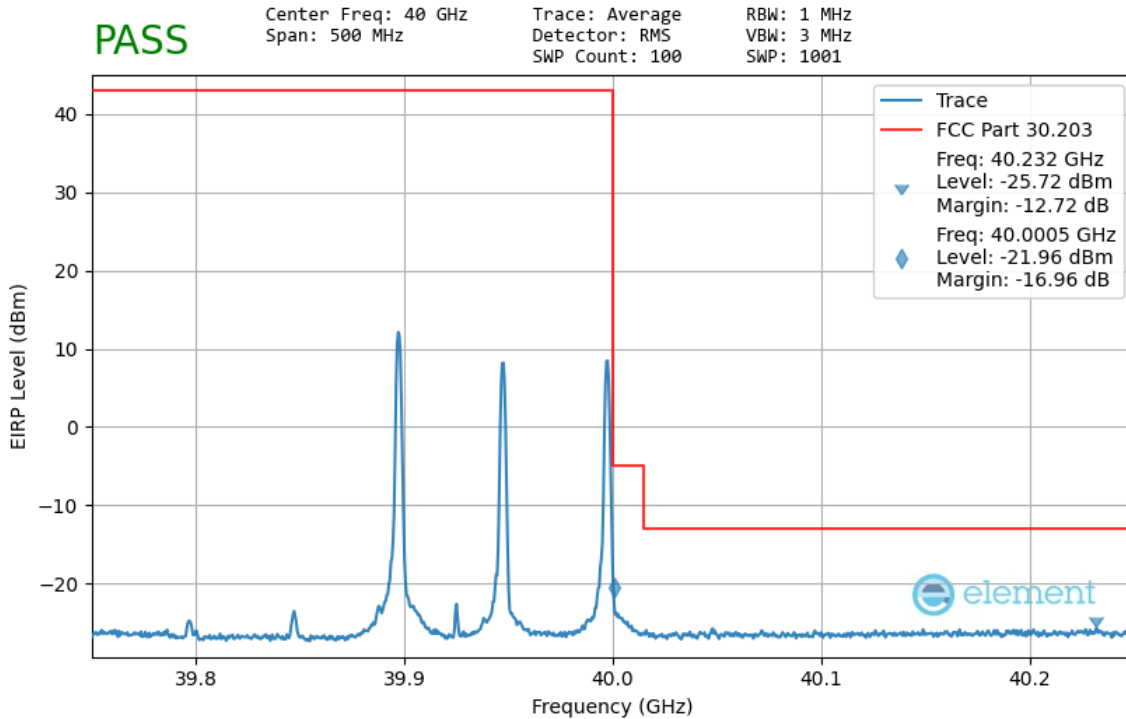


Plot 7-133. Ant 1 Lower Band Edge (50MHz-3CC – pi/2-BPSK 1 RB)

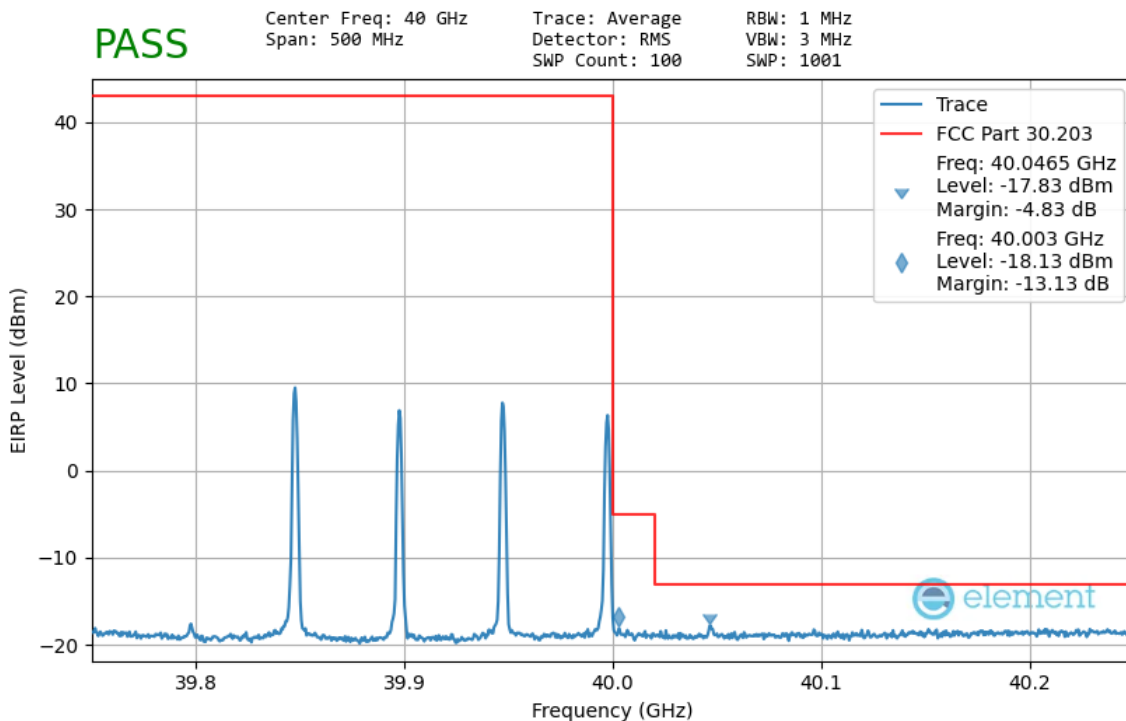


Plot 7-134. Ant 1 Lower Band Edge (50MHz-4CC – QPSK 1 RB)

FCC ID:A3LSMS901U	PART 30 MEASUREMENT REPORT (Class II Permissive Change)		Approved by: Technical Manager
Test Report S/N: 1M2203290039-01.A3L	Test Dates: 07/11/2022- 08/17/2022	EUT Type: Portable Handset	Page 109 of 142

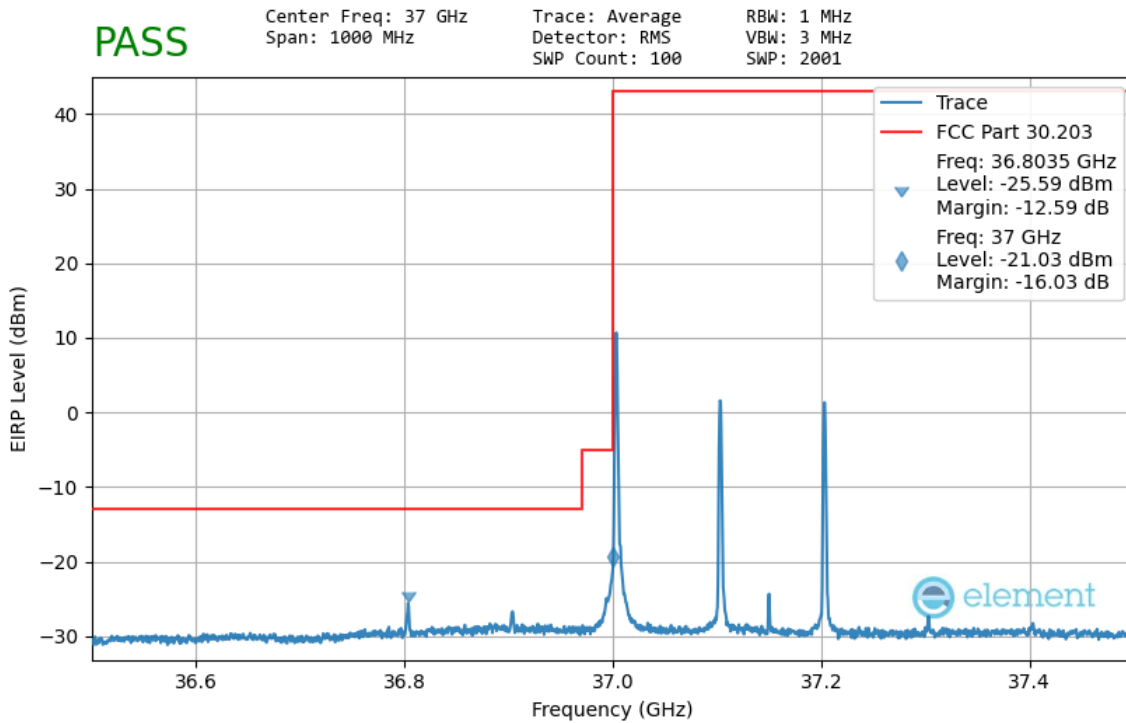


Plot 7-135. Ant 1 Upper Band Edge (50MHz-3CC – QPSK 1 RB)

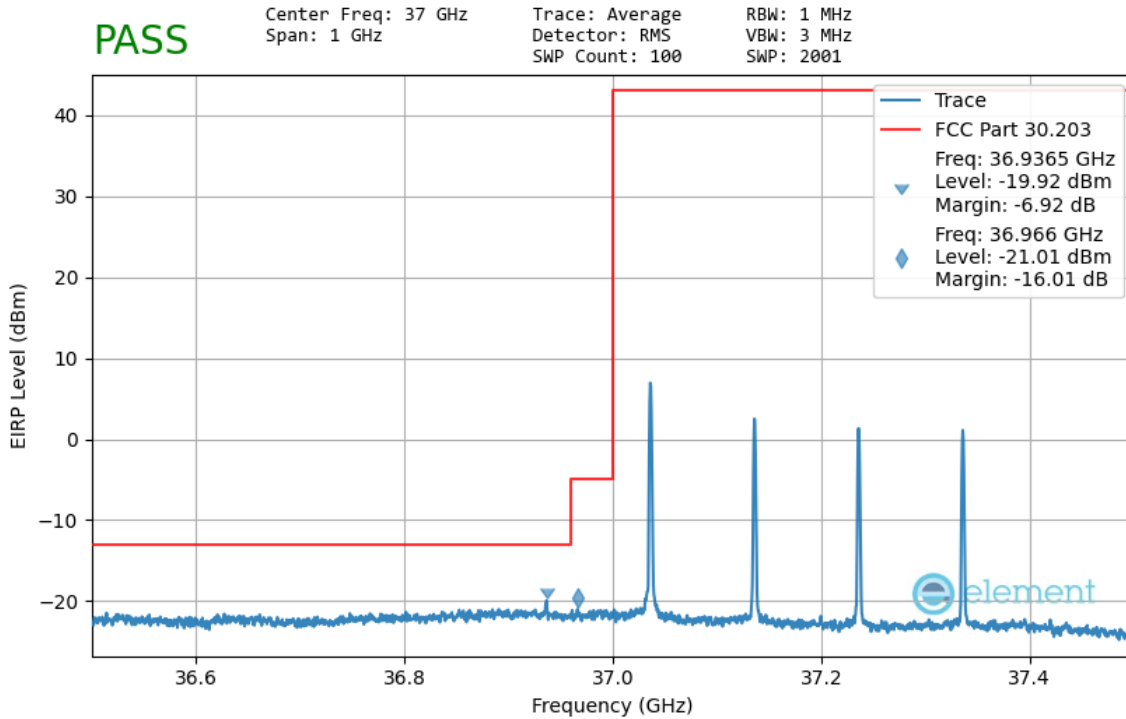


Plot 7-136. Ant 1 Upper Band Edge (50MHz-4CC – QPSK 1 RB)

FCC ID:A3LSMS901U	PART 30 MEASUREMENT REPORT (Class II Permissive Change)		Approved by: Technical Manager
Test Report S/N: 1M2203290039-01.A3L	Test Dates: 07/11/2022- 08/17/2022	EUT Type: Portable Handset	Page 110 of 142

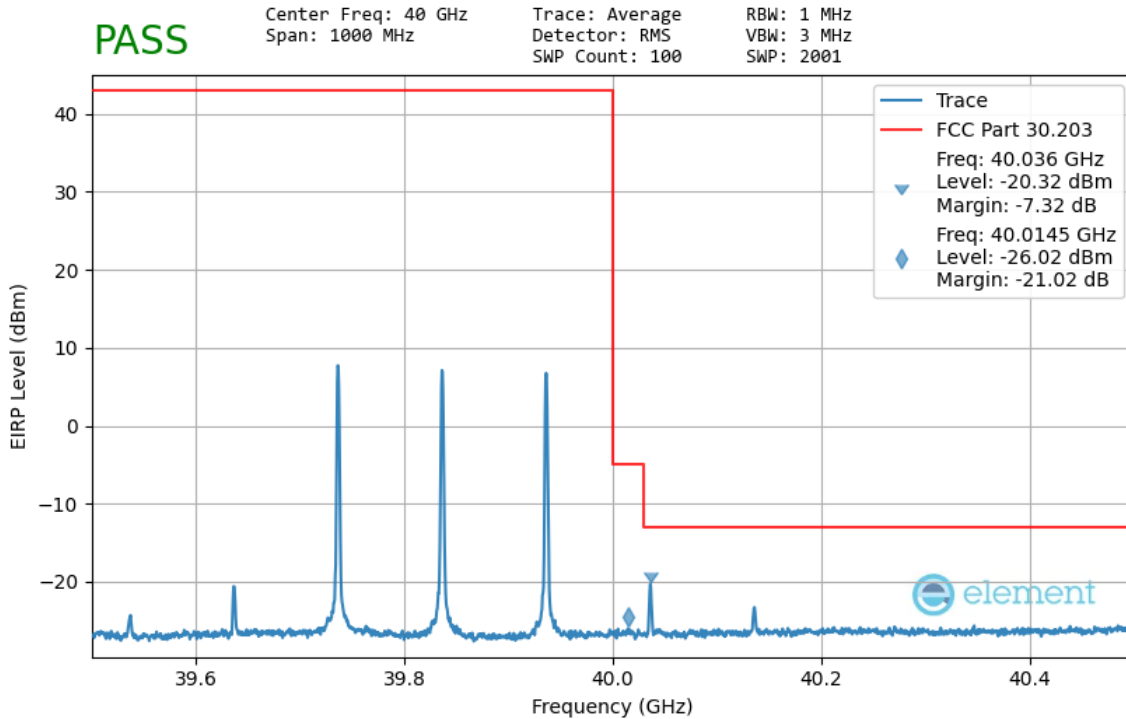


Plot 7-137. Ant 1 Lower Band Edge (100MHz-3CC – pi/2-BPSK 1 RB)

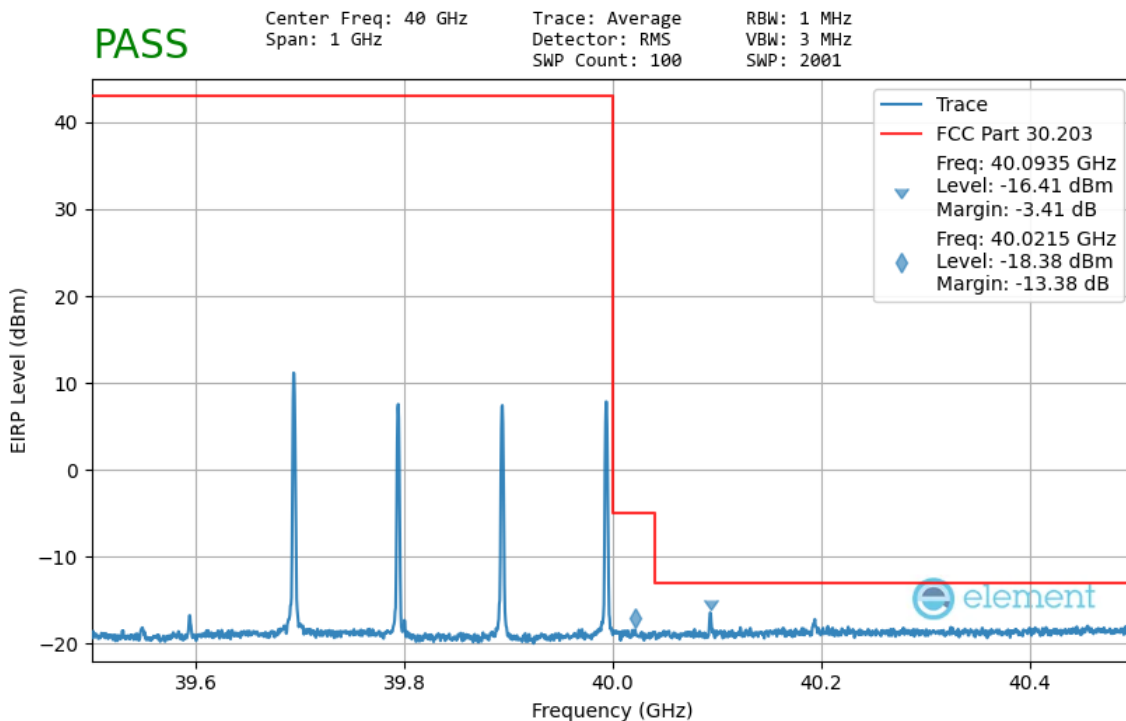


Plot 7-138. Ant 1 Lower Band Edge (100MHz-4CC – QPSK 1 RB)

FCC ID:A3LSMS901U	PART 30 MEASUREMENT REPORT (Class II Permissive Change)		Approved by: Technical Manager
Test Report S/N: 1M2203290039-01.A3L	Test Dates: 07/11/2022- 08/17/2022	EUT Type: Portable Handset	Page 111 of 142

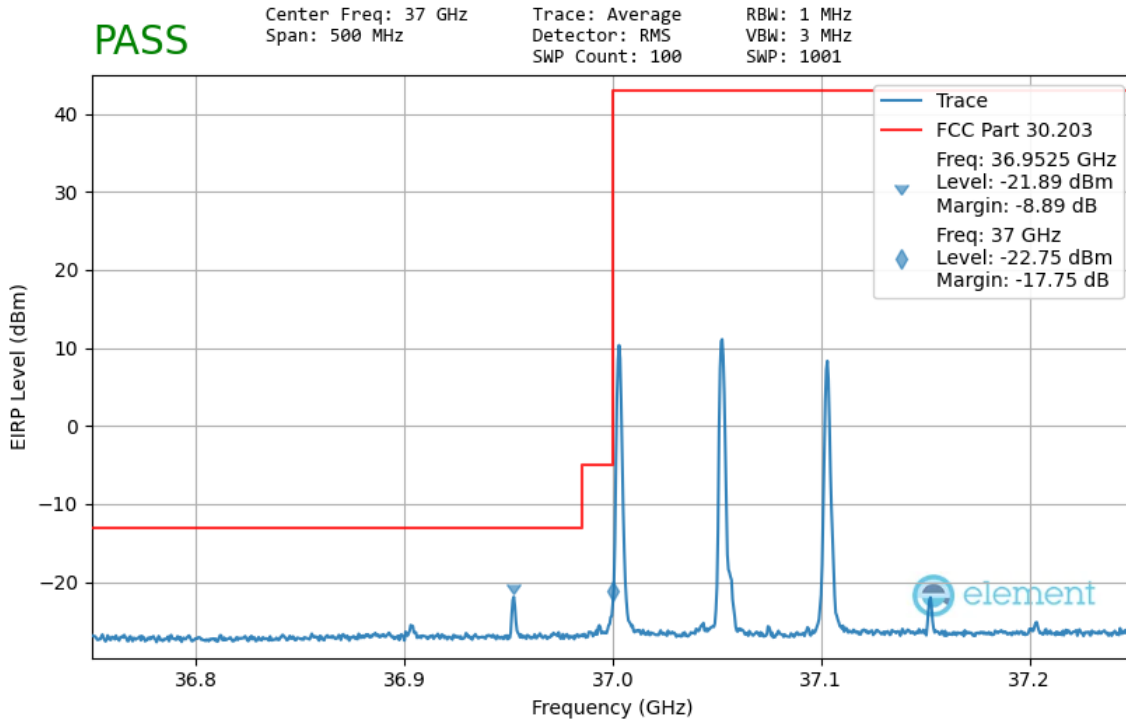


Plot 7-139. Ant 1 Upper Band Edge (100MHz-3CC – QPSK 1 RB)

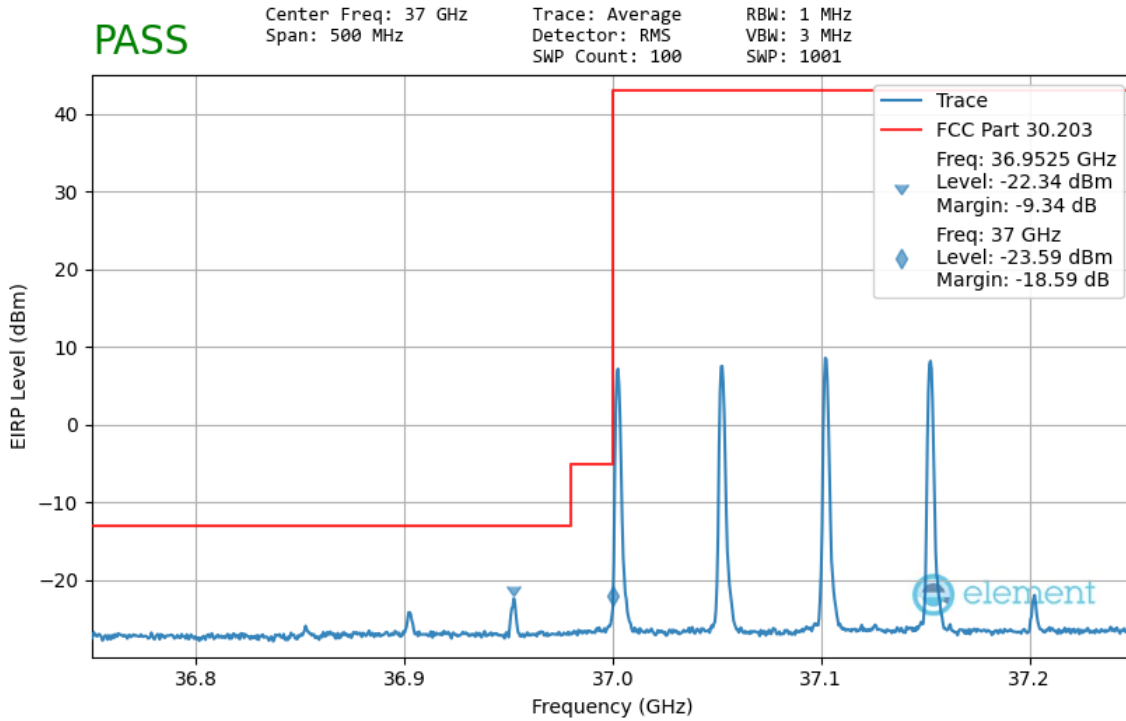


Plot 7-140. Ant 1 Upper Band Edge – (100MHz-4CC – QPSK 1 RB)

FCC ID:A3LSMS901U	PART 30 MEASUREMENT REPORT (Class II Permissive Change)		Approved by: Technical Manager
Test Report S/N: 1M2203290039-01.A3L	Test Dates: 07/11/2022- 08/17/2022	EUT Type: Portable Handset	Page 112 of 142

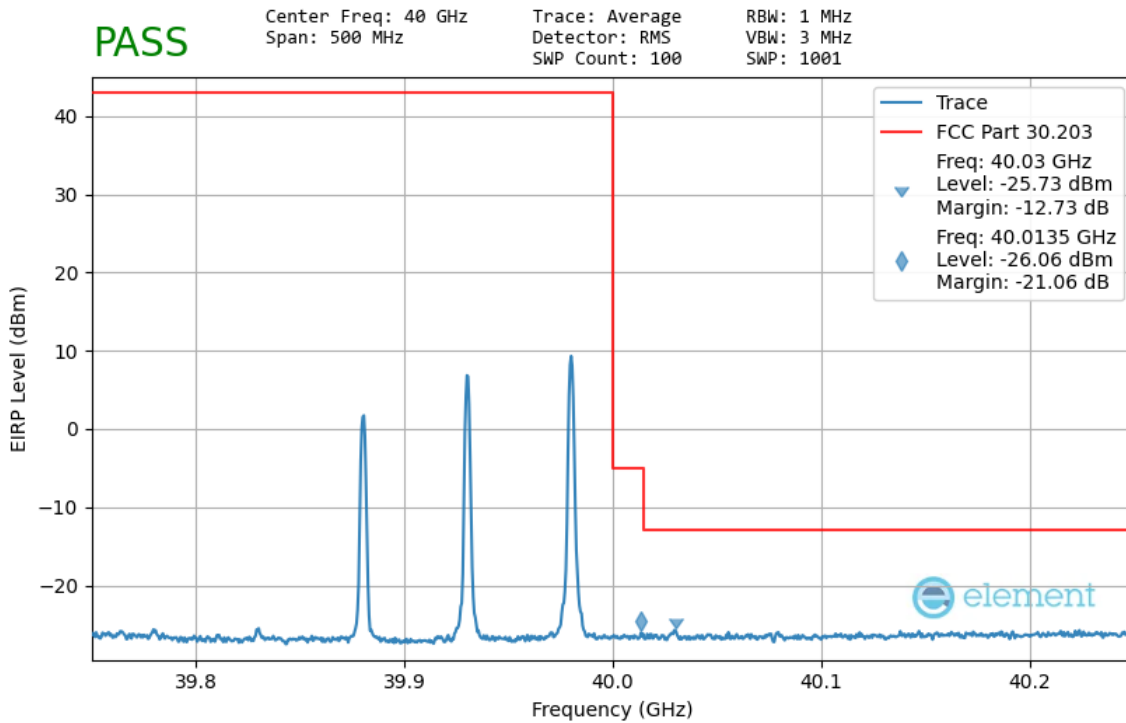


Plot 7-141. Ant 2 Lower Band Edge (50MHz-3CC – QPSK 1 RB)

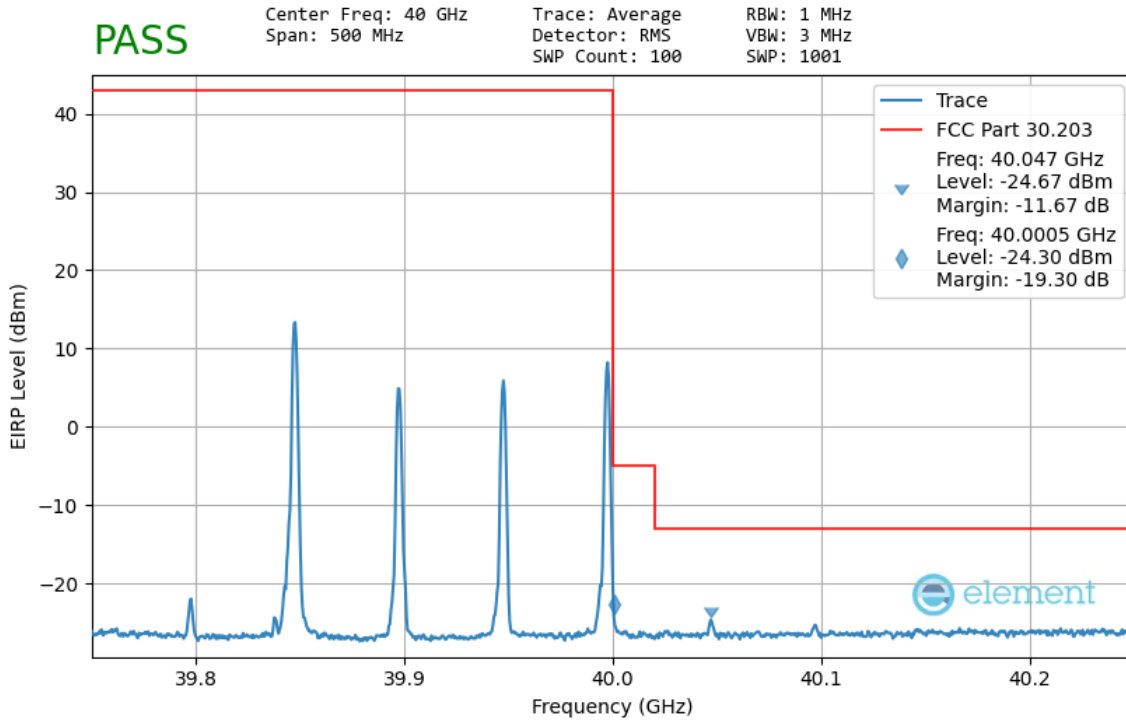


Plot 7-142. Ant 2 Lower Band Edge (50MHz-4CC – QPSK 1 RB)

FCC ID:A3LSMS901U	PART 30 MEASUREMENT REPORT (Class II Permissive Change)		Approved by: Technical Manager
Test Report S/N: 1M2203290039-01.A3L	Test Dates: 07/11/2022- 08/17/2022	EUT Type: Portable Handset	Page 113 of 142

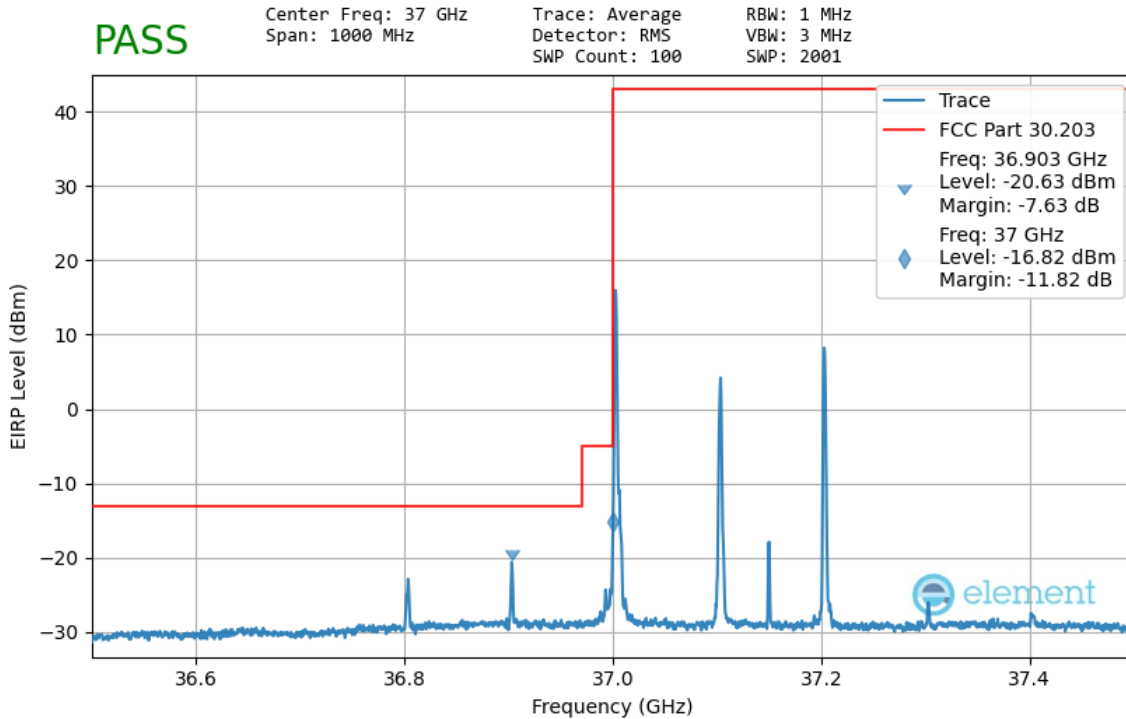


Plot 7-143. Ant 2 Upper Band Edge (50MHz-3CC – QPSK 1 RB)

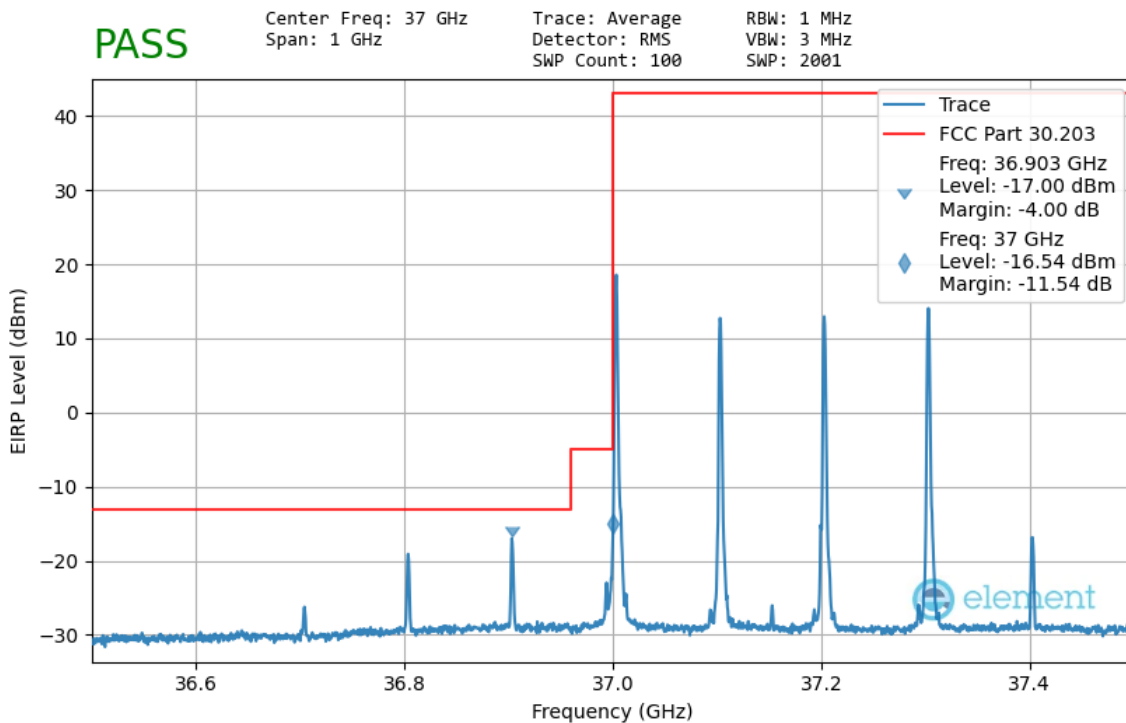


Plot 7-144. Ant 2 Upper Band Edge (50MHz-4CC – QPSK 1 RB)

FCC ID:A3LSMS901U	PART 30 MEASUREMENT REPORT (Class II Permissive Change)		Approved by: Technical Manager
Test Report S/N: 1M2203290039-01.A3L	Test Dates: 07/11/2022- 08/17/2022	EUT Type: Portable Handset	Page 114 of 142

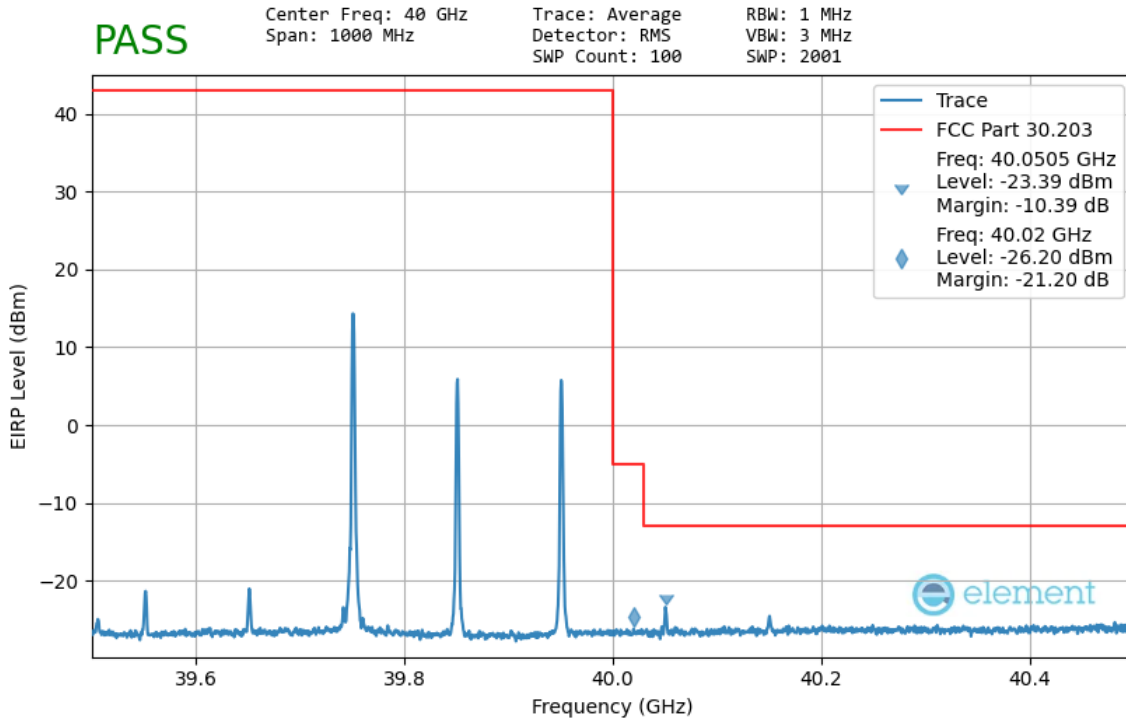


Plot 7-145. Ant 2 Lower Band Edge (100MHz-3CC – pi/2-BPSK 1 RB)

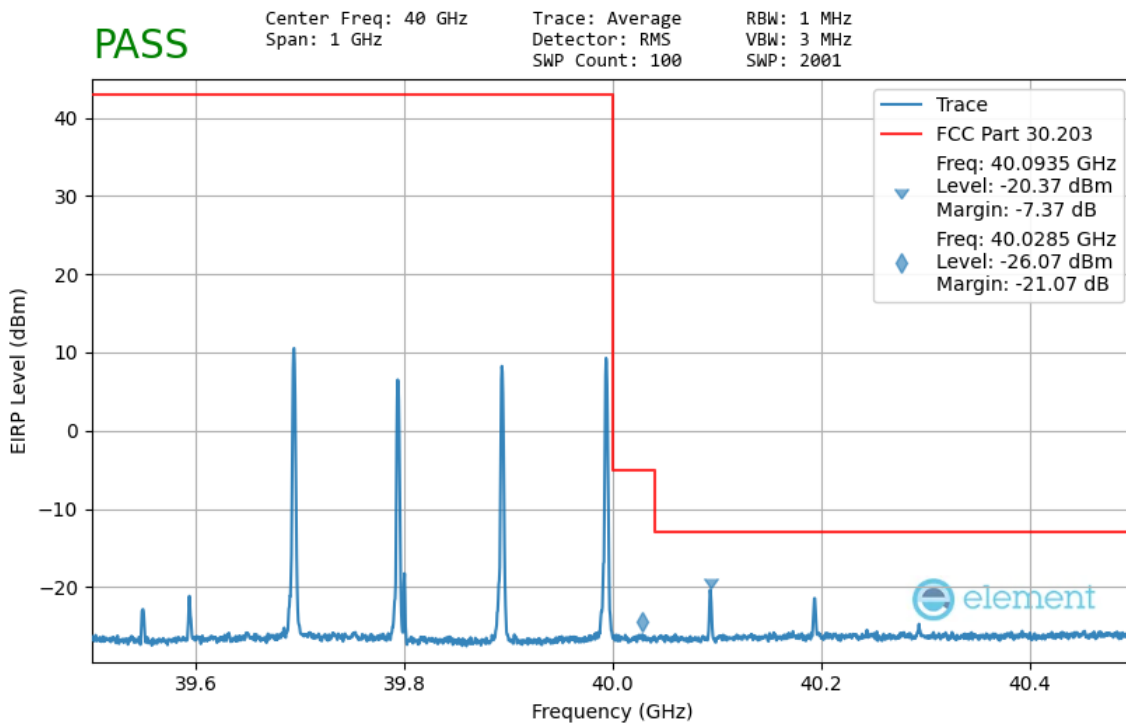


Plot 7-146. Ant 2 Lower Band Edge – (100MHz-4CC – QPSK 1 RB)

FCC ID:A3LSMS901U	PART 30 MEASUREMENT REPORT (Class II Permissive Change)		Approved by: Technical Manager
Test Report S/N: 1M2203290039-01.A3L	Test Dates: 07/11/2022- 08/17/2022	EUT Type: Portable Handset	Page 115 of 142



Plot 7-147. Ant 2 Upper Band Edge (100MHz-3CC – QPSK 1 RB)



Plot 7-148. Ant 2 Upper Band Edge (100MHz-4CC – QPSK 1 RB)

FCC ID:A3LSMS901U	PART 30 MEASUREMENT REPORT (Class II Permissive Change)		Approved by: Technical Manager
Test Report S/N: 1M2203290039-01.A3L	Test Dates: 07/11/2022- 08/17/2022	EUT Type: Portable Handset	Page 116 of 142



7.6 Frequency Stability / Temperature Variation
§2.1055

Test Overview and Limit

Frequency stability testing is performed in accordance with the guidelines of ANSI C63.26-2015. The frequency stability of the transmitter is measured by:

- a.) **Temperature:** The temperature is varied from -30°C to +50°C in 10°C increments using an environmental chamber.
- b.) **Primary Supply Voltage:** The primary supply voltage is varied from 85% to 115% of the nominal value for non hand-carried battery and AC powered equipment. For hand-carried, battery-powered equipment, primary supply voltage is reduced to the battery operating end point which shall be specified by the manufacturer.

Test Procedure Used

ANSI C63.26-2015 Section 5.6
 KDB 842590 D01 v01r02 Section 4.5

Test Settings

- 1. The carrier frequency of the transmitter is measured at room temperature (20°C to provide a reference).
- 2. The equipment is turned on in a “standby” condition for fifteen minutes before applying power to the transmitter. Measurement of the carrier frequency of the transmitter is made within one minute after applying power to the transmitter.
- 3. Frequency measurements are made at 10°C intervals ranging from -30°C to +50°C. A period of at least one half-hour is provided to allow stabilization of the equipment at each temperature level.

Test Setup

The EUT was measured using horn antenna connected to a spectrum analyzer. The EUT was placed inside an environmental chamber that uses a foam plug to maintain the temperature condition inside the chamber. The horn antenna measured the frequency of the fundamental signal.

Test Notes

The Frequency Deviation column in the table below is the amount of deviation measured from the center frequency of the Reference measurement (first row).

FCC ID:A3LSMS901U	PART 30 MEASUREMENT REPORT (Class II Permissive Change)		Approved by: Technical Manager
Test Report S/N: 1M2203290039-01.A3L	Test Dates: 07/11/2022- 08/17/2022	EUT Type: Portable Handset	Page 117 of 142



Frequency Stability Measurements (Band n258)
§2.1055

OPERATING FREQUENCY: 24,275,702,423 Hz
 CHANNEL: 2017083
 REFERENCE VOLTAGE: 4.43 VDC

VOLTAGE (%)	POWER (VDC)	TEMP (°C)	FREQUENCY (Hz)	Freq. Dev. (Hz)	Deviation (%)
100 %	4.43	+ 20 (Ref)	24,275,702,423	0	0.0000000
100 %		- 30	24,275,760,423	-58,000	-2.3892203
100 %		- 20	24,275,740,168	-37,745	-1.5548469
100 %		- 10	24,275,744,789	-42,366	-1.7452018
100 %		0	24,275,699,211	3,212	0.1323134
100 %		+ 10	24,275,769,547	-67,124	-2.7650693
100 %		+ 30	24,275,746,987	-44,564	-1.8357450
100 %		+ 40	24,275,736,220	-33,797	-1.3922151
100 %		+ 50	24,275,745,011	-42,588	-1.7543468
BATT. ENDPOINT		3.36	+ 20	24,275,723,896	-21,473

Table 7-97. Frequency Stability Data (n258)

Note:

Based on the results of the frequency stability test at the center channel the frequency deviation results measured are very small. As such it is determined that the channels at the band edge would remain in-band when the maximum measured frequency deviation noted during the frequency stability tests is applied. Therefore the device is determined to remain operating in band over the temperature and voltage range as tested.

FCC ID:A3LSMS901U	PART 30 MEASUREMENT REPORT (Class II Permissive Change)		Approved by: Technical Manager
Test Report S/N: 1M2203290039-01.A3L	Test Dates: 07/11/2022- 08/17/2022	EUT Type: Portable Handset	Page 118 of 142

Frequency Stability Measurements (Band n258)
§2.1055

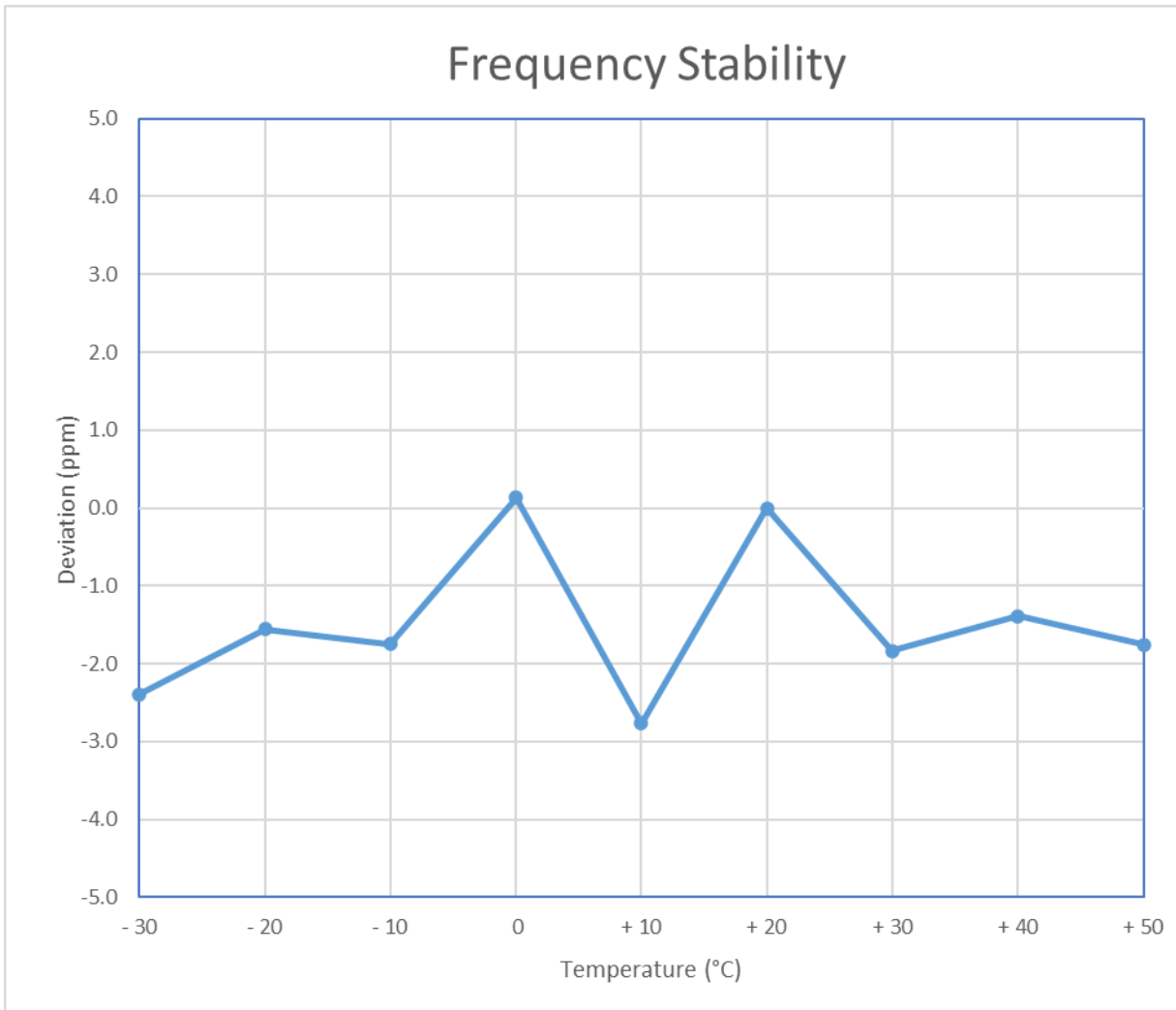


Figure 7-1. Frequency Stability Graph (n258)

FCC ID:A3LSMS901U	PART 30 MEASUREMENT REPORT (Class II Permissive Change)		Approved by: Technical Manager
Test Report S/N: 1M2203290039-01.A3L	Test Dates: 07/11/2022- 08/17/2022	EUT Type: Portable Handset	Page 119 of 142

V1.0



Frequency Stability Measurements (Band n261)
§2.1055

OPERATING FREQUENCY: 28,024,358,399 Hz
 CHANNEL: 2079571
 REFERENCE VOLTAGE: 4.43 VDC

VOLTAGE (%)	POWER (VDC)	TEMP (°C)	FREQUENCY (Hz)	Freq. Dev. (Hz)	Deviation (%)
100 %	4.43	+ 20 (Ref)	28,024,358,399	0	0.0000000
100 %		- 30	28,024,320,812	37,587	1.3412261
100 %		- 20	28,024,306,546	51,853	1.8502832
100 %		- 10	28,024,352,797	5,602	0.1998975
100 %		0	28,024,353,494	4,905	0.1750263
100 %		+ 10	28,024,349,141	9,258	0.3303555
100 %		+ 30	28,024,356,999	1,400	0.0499565
100 %		+ 40	28,024,346,777	11,622	0.4147107
100 %		+ 50	28,024,361,111	-2,712	-0.0967730
BATT. ENDPOINT		3.36	+ 20	28,024,369,777	-11,378

Table 7-98. Frequency Stability Data (n261)

Note:

Based on the results of the frequency stability test at the center channel the frequency deviation results measured are very small. As such it is determined that the channels at the band edge would remain in-band when the maximum measured frequency deviation noted during the frequency stability tests is applied. Therefore the device is determined to remain operating in band over the temperature and voltage range as tested.

FCC ID:A3LSMS901U	PART 30 MEASUREMENT REPORT (Class II Permissive Change)		Approved by: Technical Manager
Test Report S/N: 1M2203290039-01.A3L	Test Dates: 07/11/2022- 08/17/2022	EUT Type: Portable Handset	Page 120 of 142

V1.0

Frequency Stability Measurements (Band n261)
§2.1055

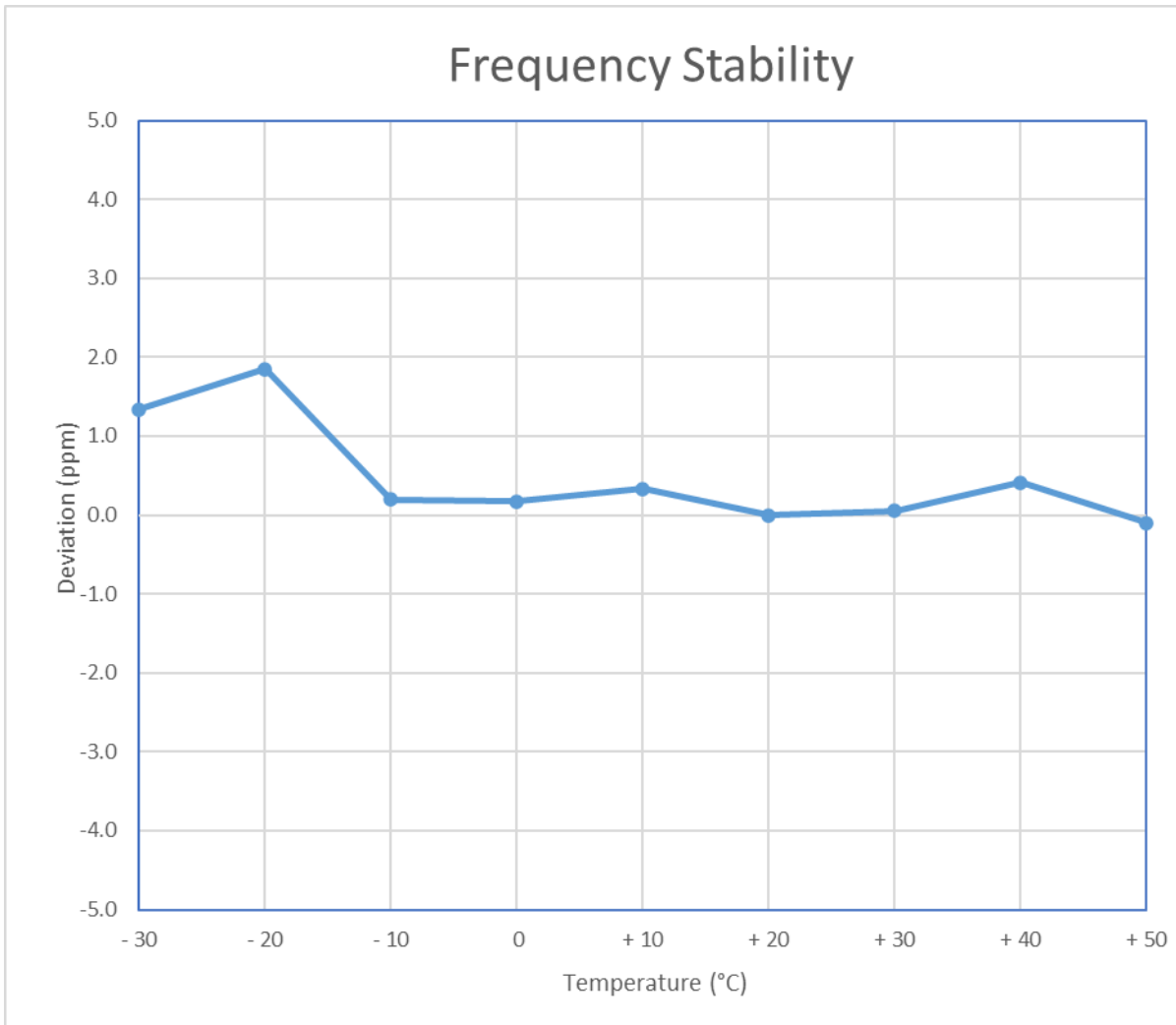


Figure 7-2. Frequency Stability Graph (n261)

FCC ID:A3LSMS901U	PART 30 MEASUREMENT REPORT (Class II Permissive Change)		Approved by: Technical Manager
Test Report S/N: 1M2203290039-01.A3L	Test Dates: 07/11/2022- 08/17/2022	EUT Type: Portable Handset	Page 121 of 142



Frequency Stability Measurements (Band n260)
§2.1055

OPERATING FREQUENCY: 38,425,153,698 Hz
 CHANNEL: 2252917
 REFERENCE VOLTAGE: 4.38 VDC

VOLTAGE (%)	POWER (VDC)	TEMP (°C)	FREQUENCY (Hz)	Freq. Dev. (Hz)	Deviation (%)
100 %	4.38	+ 20 (Ref)	38,425,153,698	0	0.0000000
100 %		- 30	38,425,101,999	51,699	1.3454468
100 %		- 20	38,425,184,970	-31,272	-0.8138419
100 %		- 10	38,425,128,999	24,699	0.6427821
100 %		0	38,425,124,789	28,909	0.7523457
100 %		+ 10	38,425,169,458	-15,760	-0.4101480
100 %		+ 30	38,425,132,896	20,802	0.5413641
100 %		+ 40	38,425,182,496	-28,798	-0.7494570
100 %		+ 50	38,425,184,126	-30,428	-0.7918771
BATT. ENDPOINT		3.38	+ 20	38,425,141,255	12,443

Table 7-99. Frequency Stability Data (n260)

Note:

Based on the results of the frequency stability test at the center channel the frequency deviation results measured are very small. As such it is determined that the channels at the band edge would remain in-band when the maximum measured frequency deviation noted during the frequency stability tests is applied. Therefore the device is determined to remain operating in band over the temperature and voltage range as tested.

FCC ID:A3LSMS901U	PART 30 MEASUREMENT REPORT (Class II Permissive Change)		Approved by: Technical Manager
Test Report S/N: 1M2203290039-01.A3L	Test Dates: 07/11/2022- 08/17/2022	EUT Type: Portable Handset	Page 122 of 142

Frequency Stability Measurements (Band n260)
§2.1055

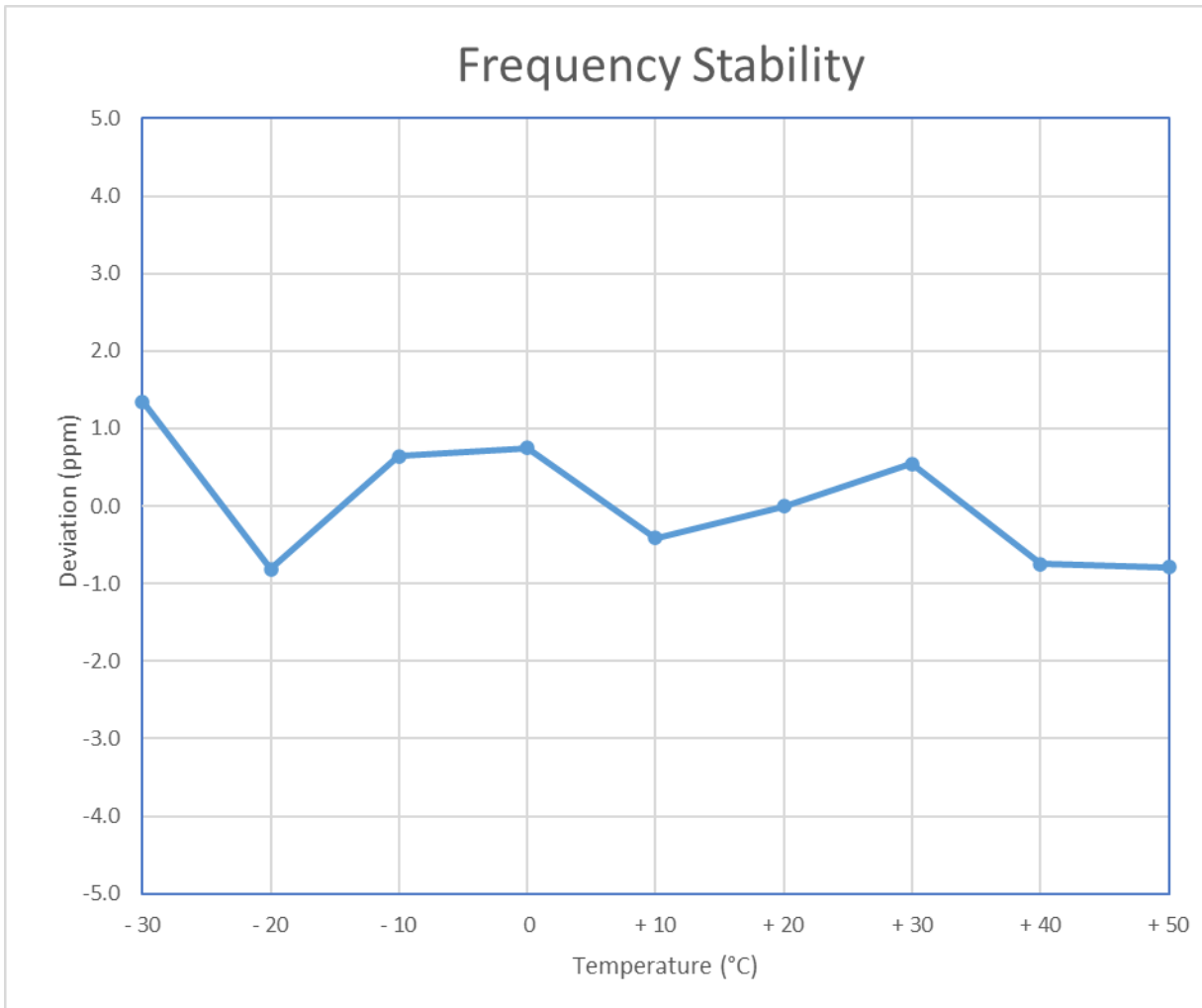


Figure 7-3. Frequency Stability Graph (n260)

FCC ID:A3LSMS901U	PART 30 MEASUREMENT REPORT (Class II Permissive Change)		Approved by: Technical Manager
Test Report S/N: 1M2203290039-01.A3L	Test Dates: 07/11/2022- 08/17/2022	EUT Type: Portable Handset	Page 123 of 142

V1.0

8.0 CONCLUSION

The data collected relate only to the item(s) tested and show that the **Samsung Portable Handset FCC ID: A3LSMS901U** complies with all the requirements of Part 30.

FCC ID:A3LSMS901U	PART 30 MEASUREMENT REPORT (Class II Permissive Change)		Approved by: Technical Manager
Test Report S/N: 1M2203290039-01.A3L	Test Dates: 07/11/2022- 08/17/2022	EUT Type: Portable Handset	Page 124 of 142

V1.0

9.0 APPENDIX A

9.1 VDI Mixer Verification Certificate



Virginia Diodes, Inc
 979 2nd St. SE
 Suite 309
 Charlottesville, VA 22902
 Phone: 434-297-3257
 Fax: 434-297-3258

Certificate of Conformance

To: PCTEST Engineering Laboratory
 7185 Oakland Mills Road
 Columbia, MD 21046
 United States


From: Virginia Diodes, Inc
 979 2nd St. SE
 Suite 309
 Charlottesville, VA 22902

Packing List No: 202943
 Shipping Date: 08/28/20

Today's Date: 08/28/20
 PO Number: 200414.DP2

Quantity	Shipped	Unit	Description	Order-Job Number
1		EA	VDIWR19.0SAX-M-M4 WR19SAX-M-M4 / SN: SAX 679	20177A-01

The VDI product(s) in this shipment meet(s) the guidelines for performance specifications established in accordance with the corresponding Purchase Order. Data presented in the User Guide, where applicable, has been obtained in accordance with VDI's Quality Management System. All instruments, used to obtain data, which require calibration have been calibrated with equipment traceable to the National Institute of Standards and Technology (NIST) and through NIST to the International System of Units (SI).



Authorized Signature
 Virginia Diodes, Inc

Page 1 of 1

FCC ID:A3LSMS901U	PART 30 MEASUREMENT REPORT (Class II Permissive Change)		Approved by: Technical Manager
Test Report S/N: 1M2203290039-01.A3L	Test Dates: 07/11/2022- 08/17/2022	EUT Type: Portable Handset	Page 125 of 142

V1.0



Virginia Diodes, Inc
 979 2nd St. SE
 Suite 309
 Charlottesville, VA 22902
 Phone: 434-297-3257
 Fax: 434-297-3258

Certificate of Conformance

To: PCTEST Engineering Laboratory
 7185 Oakland Mills Road
 Columbia, MD 21046
 United States

From: Virginia Diodes, Inc
 979 2nd St. SE
 Suite 309
 Charlottesville, VA 22902

Packing List No: 202695	Today's Date: 08/14/20
Shipping Date: 08/12/20	PO Number: 200414.DP2

Quantity			<u>Order-Job</u>
<u>Shipped</u>	<u>Unit</u>	<u>Description</u>	<u>Number</u>
1	EA	VDIWR12.0SAX-M-M6 S/N: SAX 680	20177B-01

The VDI product(s) in this shipment meet(s) the guidelines for performance specifications established in accordance with the corresponding Purchase Order. Data presented in the User Guide, where applicable, has been obtained in accordance with VDI's Quality Management System. All instruments, used to obtain data, which require calibration have been calibrated with equipment traceable to the National Institute of Standards and Technology (NIST) and through NIST to the International System of Units (SI).

Authorized Signature 
 Virginia Diodes, Inc

FCC ID:A3LSMS901U	PART 30 MEASUREMENT REPORT (Class II Permissive Change)		Approved by: Technical Manager
Test Report S/N: 1M2203290039-01.A3L	Test Dates: 07/11/2022- 08/17/2022	EUT Type: Portable Handset	Page 126 of 142



Virginia Diodes, Inc
 979 2nd St. SE
 Suite 309
 Charlottesville, VA 22902
 Phone: 434-297-3257
 Fax: 434-297-3258

Certificate of Conformance


To: PCTEST Engineering Laboratory
 7185 Oakland Mills Road
 Columbia, MD 21046
 United States

From: Virginia Diodes, Inc
 979 2nd St. SE
 Suite 309
 Charlottesville, VA 22902

Packing List No: 203623	Today's Date: 10/22/20
Shipping Date: 10/22/20	PO Number: 200414.DP2

Quantity			<u>Order-Job</u>
<u>Shipped</u>	<u>Unit</u>	<u>Description</u>	<u>Number</u>
1	EA	VDIWR8.0SAX-M-M9 S/N: SAX 681	20177C-01

The VDI product(s) in this shipment meet(s) the guidelines for performance specifications established in accordance with the corresponding Purchase Order. Data presented in the User Guide, where applicable, has been obtained in accordance with VDI's Quality Management System. All instruments, used to obtain data, which require calibration have been calibrated with equipment traceable to the National Institute of Standards and Technology (NIST) and through NIST to the International System of Units (SI).



Authorized Signature
 Virginia Diodes, Inc

FCC ID:A3LSMS901U	PART 30 MEASUREMENT REPORT (Class II Permissive Change)		Approved by: Technical Manager
Test Report S/N: 1M2203290039-01.A3L	Test Dates: 07/11/2022- 08/17/2022	EUT Type: Portable Handset	Page 127 of 142



Virginia Diodes, Inc
 979 2nd St. SE
 Suite 309
 Charlottesville, VA 22902
 Phone: 434-297-3257
 Fax: 434-297-3258

Certificate of Conformance


To: PCTEST Engineering Laboratory
 7185 Oakland Mills Road
 Columbia, MD 21046
 United States

From: Virginia Diodes, Inc
 979 2nd St. SE
 Suite 309
 Charlottesville, VA 22902

Packing List No: 203281	Today's Date: 09/24/20
Shipping Date: 09/24/20	PO Number: 200414.DP2

Quantity	Shipped	Unit	Description	Order-Job Number
1		EA	VDIWR5.1SAX-M-M18 WR5.1SAX-M-M18 - Mini Spectrum Analyzer Extension Module; SN: SAX 682.	20177D-01

The VDI product(s) in this shipment meet(s) the guidelines for performance specifications established in accordance with the corresponding Purchase Order. Data presented in the User Guide, where applicable, has been obtained in accordance with VDI's Quality Management System. All instruments, used to obtain data, which require calibration have been calibrated with equipment traceable to the National Institute of Standards and Technology (NIST) and through NIST to the International System of Units (SI).



Authorized Signature
 Virginia Diodes, Inc

FCC ID:A3LSMS901U	PART 30 MEASUREMENT REPORT (Class II Permissive Change)		Approved by: Technical Manager
Test Report S/N: 1M2203290039-01.A3L	Test Dates: 07/11/2022- 08/17/2022	EUT Type: Portable Handset	Page 128 of 142

9.2 Test Scope Accreditation



SCOPE OF ACCREDITATION TO ISO/IEC 17025:2017

ELEMENT MATERIALS TECHNOLOGY WASHINGTON DC LLC
 (formerly PCTEST)
 7185 Oakland Mills Road
 Columbia, MD 21046
 Randy Ortanez Phone: 410 290 6652

ELECTRICAL¹

Valid To: September 30, 2022

Certificate Number: 2041.01

In recognition of the successful completion of the A2LA evaluation process, accreditation is granted to this laboratory at the location listed above, *as well as the three satellite laboratory locations listed below*, to perform the following Electromagnetic Compatibility, SAR, HAC, Telecommunications, OTA, Battery, RF, and Conformance and Protocol testing of wireless devices:

Test Technology:

Test Method(s)²:

Emissions
 Radiated and Conducted

CFR 47, FCC Parts 15B/C/D/E/F/G/H (using ANSI C63.4:2014, ANSI C63.10:2013, ANSI C63.17:2013, and FCC KDB 905462 D02 (v02)), 18 (using MP-5:1986); ANSI C63.10:2020; KDB 987594; ETSI TS 134 124 Universal Mobile Telecommunications System (UMTS); (3GPP TS 34.124); (3GPP TS38.124 NR; Electromagnetic Compatibility (EMC) Requirements for Mobile Terminals and Ancillary Equipment); ETSI TS 136 124 LTE; Evolved Universal Terrestrial Radio Access (E-UTRA); (3GPP TS 36.124); ETSI TS 151 010-1 Digital Cellular Telecommunications System (Phase 2+) (GSM); 3GPP TS 51.010-1, Section 12 (Conducted and Radiated Spurious Emissions); EN55011; EN 55032; CNS 13438 (up to 6 GHz); AS/NZS CISPR 11; IEC/CISPR 11; CISPR 32; FCC OET/MP-5; ICES-003; KN 11; KN 32; VCCI V-3(2016.11); VCCI V-3 (2015.04); VCCI 32-1: VCCI-CISPR 32

Accessibility

CFR 47, FCC Part 14

Transmitter/Receiver

RSS 111; RSS 112; RSS 117; RSS 119; RSS 123; RSS 125; RSS 127; RSS 130; RSS 131; RSS 132; RSS 133; RSS 134; RSS 135; RSS 137; RSS 139; RSS 140; RSS 141; RSS 142; RSS 170; RSS 181; RSS 182; RSS 191; RSS 192; RSS 194; RSS 195; RSS 196; RSS 197; RSS 199; RSS 210; RSS 211; RSS 213; RSS 215; RSS 216; RSS 220; RSS 222; RSS 236; RSS 238; RSS 243; RSS 244; RSS 246; RSS 247; RSS 248; RSS 251; RSS 252; RSS 287; RSS 288; RSS 310; RSS Gen

(A2LA Cert. No. 2041.01) Revised 05/20/2022



Page 1 of 13

5202 Presidents Court, Suite 220 | Frederick, MD 21703-8515 | Phone: 301 644 3248 | Fax: 240 454 9449 | www.A2LA.org

FCC ID:A3LSMS901U	PART 30 MEASUREMENT REPORT (Class II Permissive Change)		Approved by: Technical Manager
Test Report S/N: 1M2203290039-01.A3L	Test Dates: 07/11/2022- 08/17/2022	EUT Type: Portable Handset	Page 129 of 142

V1.0

Test Technology:

SAR/RF Exposure

Test Method(s) ²:

IEEE 1528-2013; RSS 102 Issue 5 (2015);
 EN 50360-2017; EN 62209-1:2016; EN 62209-2:2010;
 IEC 62209-1 2nd Edition 2016; IEC 62209-2 2010;
 IEC PAS 63083-2017; EN 50566-2017; IEC 62209-2 AMD 1;
 Australian Communications Authority Radio Communications
 (Electromagnetic Radiation – Human Exposure) Standard 2014;
 FCC KDB 248227 D01; FCC KDB 447498 D01, D02, and D03;
 FCC KDB 615223 D01; FCC KDB 616217 D04;
 FCC KDB 643646 D01; FCC KDB 648474 D03 and D04;
 FCC KDB 680106 D01; FCC KDB 865664 D01 and D02;
 FCC KDB 941225 D01, D05, D05A, D06, and D07;
 EN 50401:2017; EN 50385:2017; IEC 62311:2008;
 IEC 62479:2010; EN 62479:2010; EN 50663:2017;
 EN 62311:2007; EN 62232:2017; IEC 62232:2017;
 IEEE C95.1-2005; IEEE C95.1-1992; IEEE C95.3-2002;
 RSS-102 (SAR, RF Exposure, NS), SPR-003; SPR-002; SPR-001;
 SPR-004;
 IEC TR 62630:2010; IEEE C95.3.1:2010; IEC TR 63170:2018;
 AS/NZS 2772.2:2016; EN 62209-3: 2019; IEC 62209-3:2019;
 C95.1: 2019; ICNIRP (100KHz – 300 GHz): 2020;
 IEC 62311:2019; EN 62311:2020; IEC/IEEE 62209-1528:2020;
 RRA Public Notification 2018-18, December 7, 2018

Hearing Aid Compatibility

ANSI C63.19:2007; ANSI C63.19:2011; ANSI C63.19:2019;
 CTIA Test Plan for Hearing Aid Compatibility v.3.1.1 (2017);
 FCC KDB 285076, D01 & D02; RSS-HAC

United States Radio

47 CFR FCC Parts 20, 22, 24, 25, 27, 30, 73, 74, 80, 87, 90, 95,
 96, 97, 101 (using ANSI/TIA-603-E, TIA-102.CAAA-E,
 ANSI C63.26:2015); ANSI/TIA-603-D; TIA-102.CAAA-D;
 FCC KDB 935210 D03 (v04); FCC KDB 935210 D04 (v02);
 FCC KDB 935210 D05 (v01)

European Radio

ETSI EN 302 065-1 Version 2.1.1 (2016-11);
 ETSI EN 302 065-2 Version 2.1.1 (2016-11);
 ETSI EN 302 065-3 Version 2.1.1 (2016-11);
 ETSI EN 302 065-4 Version 1.1.1 (2016-11);
 ETSI EN 302 291-1 Version 1.1.1 (2005-07);
 ETSI EN 302 291-2 Version 1.1.1 (2005-07);
 ETSI EN 302 502 Version 2.1.3 (2017-07);
 ETSI EN 302 510-1 Version 1.1.1;
 ETSI EN 302 510-2 Version 1.1.1;
 ETSI EN 302 537 Version 2.1.1 (2016-10);
 ETSI EN 301 511 Version 12.5.1 (2017-03);
 ETSI EN 301 839 Version 2.1.1 (2016-04);
 ETSI EN 301 893 Version 2.1.1 (2017-05);
 ETSI EN 301 893 Version 1.8.1 (2015-03);
 ETSI EN 301 908-1 Version 13.1.1 (2019-11);
 ETSI EN 301 908-13 Version 13.1.1 (2019-11);

(A2LA Cert. No. 2041.01) Revised 05/20/2022



Page 2 of 13

FCC ID:A3LSMS901U	PART 30 MEASUREMENT REPORT (Class II Permissive Change)		Approved by: Technical Manager
Test Report S/N: 1M2203290039-01.A3L	Test Dates: 07/11/2022- 08/17/2022	EUT Type: Portable Handset	Page 130 of 142

V1.0

<u>Test Technology:</u>	<u>Test Method(s) ²:</u>
European Radio (cont'd)	ETSI EN 300 220-1 Version 3.1.1 (2017-02); ETSI EN 300 220-2 Version 3.2.1 (2018-06); ETSI EN 300 328 Version 2.1.1 (2016-11); ETSI EN 300 328 Version 2.2.2 (2019-07); ETSI EN 300 330 Version 2.1.1 (2017-02); ETSI EN 300 440 Version 2. (22.1 (2018-07); ETSI EN 300 440-2 Version 1.4.1 (2010-08); KS X 3123, KS X 3142, KS X 3270, KS X 3271; LP0002; DGT LP0002;
Korean Radio	Regulations on Radio Equipment (MSIT Ordinance MSIT No. 63, Dec. 24, 2020); Unlicensed Radio Equipment Established Without Notice (MSIT Public Notification 2020-59, Oct. 16, 2020); Technical Requirements for the Human Protection against Electromagnetic Waves (MSIT Public Notification 2019-4, January 16, 2019); Equipment to be Subject of the Test Procedure for Electromagnetic Field Strength and Specific Absorption Rate (RRA Public Notification 2019-1, January 17, 2019); Technical Requirements for Radio Equipment for Telecommunication Services (RRA Public Notification 2019-9, June 3, 2019); Technical Requirements for Measurement and Test Procedure of Specific Absorption Rate (RRA Public Notification 2018-18, Dec 7, 2018); Technical Requirements for Measurement of Electromagnetic Field Strength (RRA Public Notification 2019-3, March 4, 2019)
Australia/New Zealand Radio	AS/NZS 4268:2017
Licensed Wireless Devices	ANSI C63.26:2015
Wired and Wireless Conformance	
5G NR	3GPP TS 38.508-1; 3GPP TS 38.508-2; 3GPP TS 38.521-1; 3GPP TS 38.521-2; 3GPP TS 38.521-3; 3GPP TS 38.521-4; 3GPP TS 38.522; 3GPP TS 38.523-1; 3GPP TS 38.523-2; 3GPP 38.523-3; 3GPP TS 38.533; VZW 5G NR FR2 RFOTA; VZW 5G Protocol Pre-Conformance (TS 38.523-1); VZW 5G NR FR1 Supp RF; VZW 5G NR RF Pre Conformance (TS 38.521-3); VZW 5G NR Radio Resource Management (RRM) Pre-Conformance (TS 38.533)

(A2LA Cert. No. 2041.01) Revised 05/20/2022



Page 3 of 13

FCC ID:A3LSMS901U	PART 30 MEASUREMENT REPORT (Class II Permissive Change)		Approved by: Technical Manager
Test Report S/N: 1M2203290039-01.A3L	Test Dates: 07/11/2022- 08/17/2022	EUT Type: Portable Handset	Page 131 of 142

V1.0

Test Technology:

Test Method(s) ²:

LTE

3GPP TS 36.521-1; 3GPP TS 36.521-3; 3GPP TS 36.523-1;
 3GPP 37.571-1; 3GPP 37.571-2; 3GPP TS 34.229;
 3GPP Carrier Aggregation;
 PTCRB NAPRD.03; PTCRB PPMD;
 PTCRB Cat-M (per RFT132 eMTC);
 PVG.09 LTE Data Throughput & TR 37.901 Data Throughput Performance;
 PVG.04 PTCRB Radiated Spurious Emissions;
 Global Certification Forum (GCF-CC) Certification / LTE Field Test (TS.11) ³;
 3GPP Cat-NB & Cat-M;
 MetroPCS Lab Conformance; AT&T LTE Conformance;
 AT&T IoT Accelerator Conformance, 19263;
 VZW Lab Conformance; VZW Supl RF;
 VZW FR2 Supplementary RF, VZW FR1 Supplementary RF;
 VZW Supl Signaling Conformance;
 VZW Supl RRM;
 VZW LTE LBS Performance;
 VZW Safe for Network (SFN), VZW Phase 1, VZW Open Development and Field Interoperability Testing (FIT) ³;
 VZW Network Extender; VZW PCO; VZW Data Retry;
 VZW Data Throughput; VZW SMS; VZW AT Commands;
 VZW CMAS; VZW eMBMS; VZW APN; VZW Cat-M VoLTE;
 Live Network Extender and Android Test Plan;
 Sprint LTE Test Plan; Sprint LTE Safe for Network (SFN);
 Sprint LTE Conformance; Sprint LTE IoT;
 Sprint Lab Conformance; USCC Lab Conformance;
 KDDI LTE Device Testing; SoftBank LTE Testing

WCDMA (UTRA)

3GPP TS 34.121-1; 3GPP TS 34.123-1;
 SoftBank Mobile WCDMA Testing

SVLTE / Multimode

CDMA-LTE Inter-RAT (iRAT); CDMA-LTE Inter-RAT SVD;
 SVLTE: 1x RF with LTE Data Cal;
 SVLTE: LTE RF with 1x Voice Call;
 SVD and SVLTE: LTE Data Throughput with 1x Voice Call;
 eHRPD; GMSS; SVD GMSS; E911 Data Call Processing;
 Stress Testing; RSSI for MM Devices; SVD Interband;
 LTE LBS Performance; VZW Multimode Supl Signaling;
 VZW Multimode SMS; VZW Multimode Data Retry

VoLTE

IMS VoIP; Rich Communication Services (RCS);
 VoLTE to 1xRTT Fallback for SVLTE (1xRTT Fallback);
 IMS Registration and Retry; ePDG Live Network;
 E911 for VoLTE; VZW hVoLTE;
 VZW VoIP and VT Performance;
 VZW Interband RRM and Protocol

(A2LA Cert. No. 2041.01) Revised 05/20/2022



Page 4 of 13

FCC ID:A3LSMS901U	PART 30 MEASUREMENT REPORT (Class II Permissive Change)		Approved by: Technical Manager
Test Report S/N: 1M2203290039-01.A3L	Test Dates: 07/11/2022- 08/17/2022	EUT Type: Portable Handset	Page 132 of 142

V1.0

<u>Test Technology:</u>	<u>Test Method(s) ²:</u>
Carrier Aggregation	VZW Carrier Aggregation Supplementary RF; VZW Carrier Aggregation Data Throughout
UICC	USIM/USAT/CSIM/ISIM Interaction Test Plan (LTE/WCDMA/GSM/CDMA/MM); 3GPP TS 31.121; 3GPP TS 31.124; ETSI TS 102 230; SIM Application Interaction Test Plan; UICC USIM ISIM Electrical; UICC USIM ISIM Protocol (LTE/WCDMA/GSM/CDMA); SWP/HCI ETSI TS 102 694-1; ETSI TS 102 695-1
SunSpec Alliance	SunSpec – CSIP (Common Smart Inverter Profile) Conformance Test Procedures; SunSpec – Advanced Function Inverter Test Lab Specification; SunSpec – UL1741 Supplement SA/Rule 21 Implementation Guide; IEEE 2030.5-2018 Smart Energy Profile Application Protocol
CBRS (OnGo) / WinnForum	CBRS Alliance Certification Test Plan; WinnForum Conformance and Performance Test Technical Standards

¹ This accreditation covers testing performed at the main laboratory listed above, and the three satellite laboratories listed below:

FCC ID:A3LSMS901U	PART 30 MEASUREMENT REPORT (Class II Permissive Change)		Approved by: Technical Manager
Test Report S/N: 1M2203290039-01.A3L	Test Dates: 07/11/2022- 08/17/2022	EUT Type: Portable Handset	Page 133 of 142