


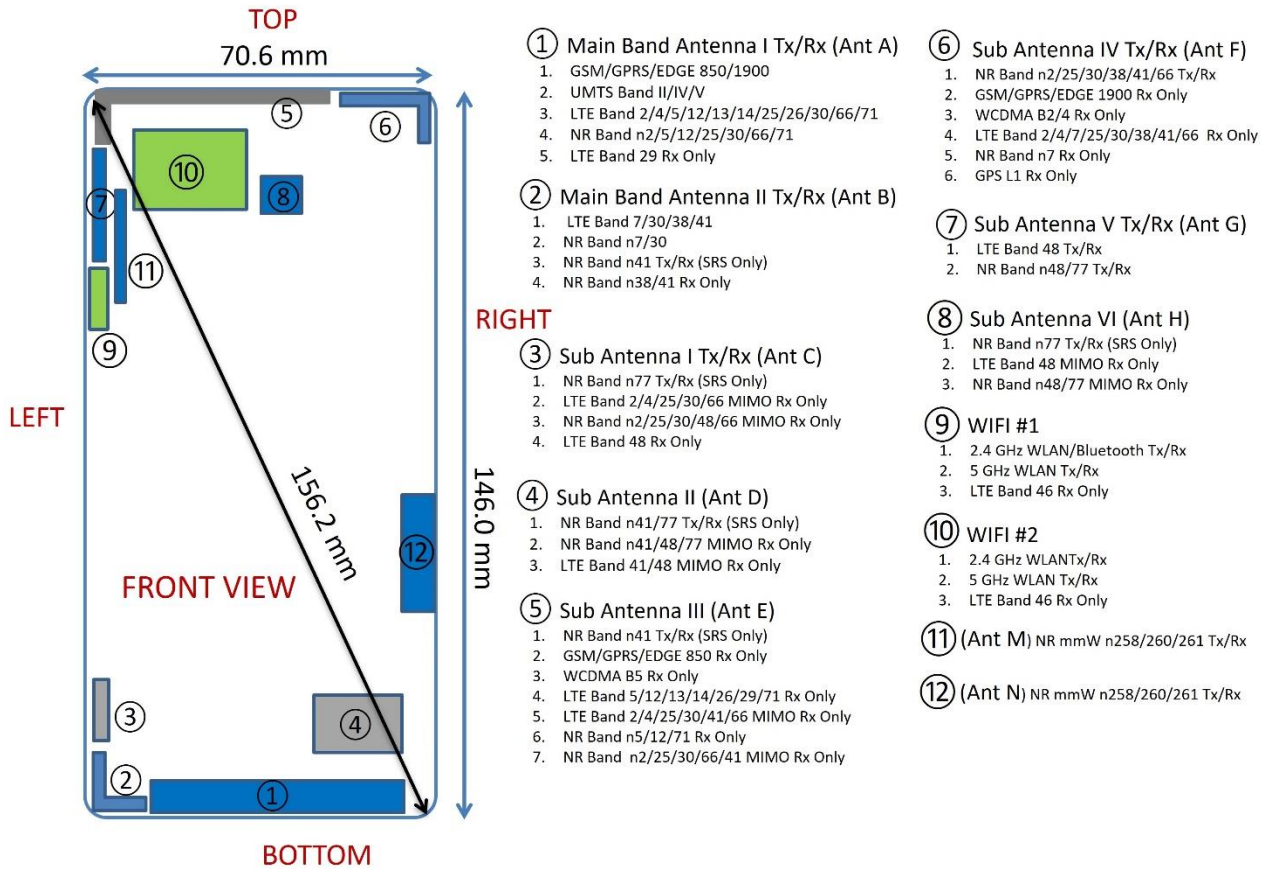


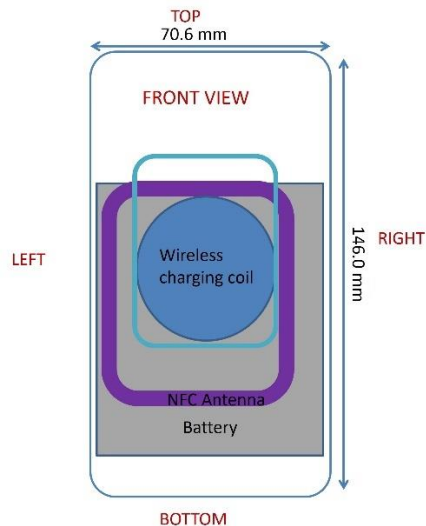
# APPENDIX F: DUT ANTENNA DIAGRAM & SAR TEST SETUP PHOTOGRAPHS

|   |   |                              |   |  |
|---|---|------------------------------|---|--|
| <b>FCC ID</b> A3LSMS901U                  |  <b>PCTEST</b><br><small>Proud to be part of </small> | <b>SAR EVALUATION REPORT</b> |  | <b>Approved by:</b><br>Quality Manager |
| <b>Test Dates:</b><br>10/18/21 – 10/28/21 | <b>DUT Type:</b><br>Portable Handset  |                              |   | APPENDIX F:<br>Page 1 of 9             |




**Note: Exact antenna dimensions and separation distances are shown in the Technical Descriptions in the FCC Filing.**

**Figure F-1  
DUT Antenna Locations**




**Figure F-2  
NFC Antenna Locations**



|   |                                       |                              |  |  |
|---|---------------------------------------|------------------------------|--|--|
| FCC ID A3LSMS901U                         | PCTEST<br>Proud to be part of element | <b>SAR EVALUATION REPORT</b> |  | <b>Approved by:</b><br>Quality Manager |
| <b>Test Dates:</b><br>10/18/21 – 10/28/21 | <b>DUT Type:</b><br>Portable Handset  |                              |  | <b>APPENDIX F:</b><br>Page 2 of 9      |




**SAR Test Setup Photo 1 – Head, Right Cheek, 0 mm**




**SAR Test Setup Photo 2 – Head, Right Tilt, 0 mm**



|   |   |                              |   |  |
|---|---|------------------------------|---|--|
| <b>FCC ID</b> A3LSMS901U                  | <br><small>Proud to be part of element</small> | <b>SAR EVALUATION REPORT</b> |  | <b>Approved by:</b><br>Quality Manager |
| <b>Test Dates:</b><br>10/18/21 – 10/28/21 | <b>DUT Type:</b><br>Portable Handset  |                              |   | <b>APPENDIX F:</b><br>Page 3 of 9      |




SAR Test Setup Photo 3 – Head, Left Cheek, 0 mm




SAR Test Setup Photo 4 – Head, Left Tilt, 0 mm




|  |   |                                     |   |   |
|--|---|-------------------------------------|---|---|
| <p>FCC ID A3LSMS901U</p>                   |  | <p><b>SAR EVALUATION REPORT</b></p> |  | <p>Approved by:<br/>Quality Manager</p> |
| <p>Test Dates:<br/>10/18/21 – 10/28/21</p> | <p>DUT Type:<br/>Portable Handset</p>   | <p>APPENDIX F:<br/>Page 4 of 9</p>  |   |   |




**SAR Test Setup Photo 5 – Body-worn, Back Side at 15mm**




**SAR Test Setup Photo 6 – Hotspot, Back Side at 10mm**




|   |  |                                     |  |
|---|--|-------------------------------------|--|
| <p>FCC ID A3LSMS901U</p>                          |  <p><b>PCTEST</b><br/>Proud to be part of </p> | <p><b>SAR EVALUATION REPORT</b></p> |  <p><b>Approved by:</b><br/>Quality Manager</p> |
| <p><b>Test Dates:</b><br/>10/18/21 – 10/28/21</p> | <p><b>DUT Type:</b><br/>Portable Handset</p>   | <p>APPENDIX F:<br/>Page 5 of 9</p>  |  |




SAR Test Setup Photo 7 – Phablet, Back Side at 0mm




SAR Test Setup Photo 8 – Hotspot, Front Side at 10mm



|                                    |   |                              |   |                                 |
|------------------------------------|---|------------------------------|---|---------------------------------|
| FCC ID A3LSMS901U                  | <br><small>Proud to be part of</small>  | <b>SAR EVALUATION REPORT</b> |  | Approved by:<br>Quality Manager |
| Test Dates:<br>10/18/21 – 10/28/21 | DUT Type:<br>Portable Handset   |                              |   | APPENDIX F:<br>Page 6 of 9      |




**SAR Test Setup Photo 9 – Hotspot, Top Edge at 10mm**






**SAR Test Setup Photo 10 – Hotspot, Left Edge at 10mm**


|  |   |                                     |   |   |
|--|---|-------------------------------------|---|---|
| <p>FCC ID A3LSMS901U</p>                   |  | <p><b>SAR EVALUATION REPORT</b></p> |  | <p>Approved by:<br/>Quality Manager</p> |
| <p>Test Dates:<br/>10/18/21 – 10/28/21</p> | <p>DUT Type:<br/>Portable Handset</p>   |                                     |   | <p>APPENDIX F:<br/>Page 7 of 9</p>      |




**SAR Test Setup Photo 11 – Phablet, Left Edge at 0mm**

|   |   |                              |   |  |
|---|---|------------------------------|---|--|
| <b>FCC ID</b> A3LSMS901U                  | <br><small>Proud to be part of</small>  | <b>SAR EVALUATION REPORT</b> |  | <b>Approved by:</b><br>Quality Manager |
| <b>Test Dates:</b><br>10/18/21 – 10/28/21 | <b>DUT Type:</b><br>Portable Handset  |                              |   | <b>APPENDIX F:</b><br>Page 8 of 9      |





SAR Test Setup Photo 12 – Reference Lines

|   |   |                                   |  |
|---|---|-----------------------------------|--|
| <b>FCC ID</b> A3LSMS901U                  |  | <b>SAR EVALUATION REPORT</b>      | <b>Approved by:</b><br>Quality Manager |
| <b>Test Dates:</b><br>10/18/21 – 10/28/21 | <b>DUT Type:</b><br>Portable Handset  | <b>APPENDIX F:</b><br>Page 9 of 9 |  |