

APPENDIX B: SYSTEM VERIFICATION

PCTEST

DUT: Dipole 3500.0 MHz; Type: D3500V2 - SN1097

Communication System: UID: 0, CW; Frequency: 3500.0 MHz
Medium: 3600 Head; Medium parameters used:
f = 3500.0 MHz; cond = 2.79 S/m; perm = 39.3; density = 1000 kg/m³
Phantom Section: Flat; Space: 10 mm

Test Date: 10/28/2021; Ambient Temp: 21.3°C; Tissue Temp: 21.0°C

Probe: EX3DV4 - SN7670; ConvF:(7.14,7.14,7.14); Calibrated: 2021-08-05
Sensor-Surface: 1.4mm (VMS + 6p)
Electronics: DAE4 Sn1681; Calibrated: 2021-08-03
Phantom: Twin-SAM V8.0; Serial: 1630
Measurement SW: DASY Module SAR V16.0.0.116

3500 MHz System Verification at 20 dBm (100 mW)

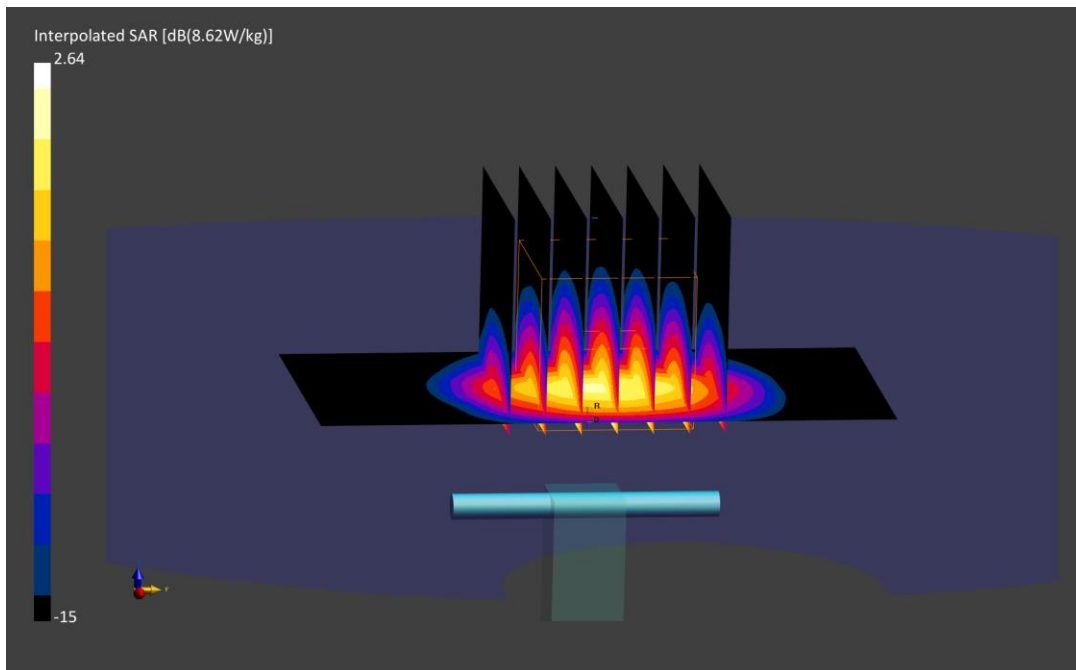
Area Scan (40.0 x 80.0): Measurement grid: dx=10.0 mm, dy=10.0 mm

Zoom Scan (28.0 x 28.0 x 28.0): Measurement grid: dx=5.0 mm, dy=5.0 mm, dz=1.4 mm; Graded Ratio: 1.5

Peak SAR (extrapolated) = 15.8 W/kg

SAR(1 g) = 6.25 W/kg

Deviation (1 g) = -5.87%



PCTEST

DUT: Dipole 3700.0 MHz; Type: D3700V2 - SN1067

Communication System: UID: 0, CW; Frequency: 3700.0 MHz
Medium: 3600 Head; Medium parameters used:
f = 3700.0 MHz; cond = 2.98 S/m; perm = 39.0; density = 1000 kg/m³
Phantom Section: Flat; Space: 10 mm

Test Date: 10/28/2021; Ambient Temp: 21.3°C; Tissue Temp: 21.0°C

Probe: EX3DV4 - SN7670; ConvF:(6.93,6.93,6.93); Calibrated: 2021-08-05
Sensor-Surface: 1.4mm (VMS + 6p)
Electronics: DAE4 Sn1681; Calibrated: 2021-08-03
Phantom: Twin-SAM V8.0; Serial: 1630
Measurement SW: DASY Module SAR V16.0.0.116

3700 MHz System Verification at 20 dBm (100 mW)

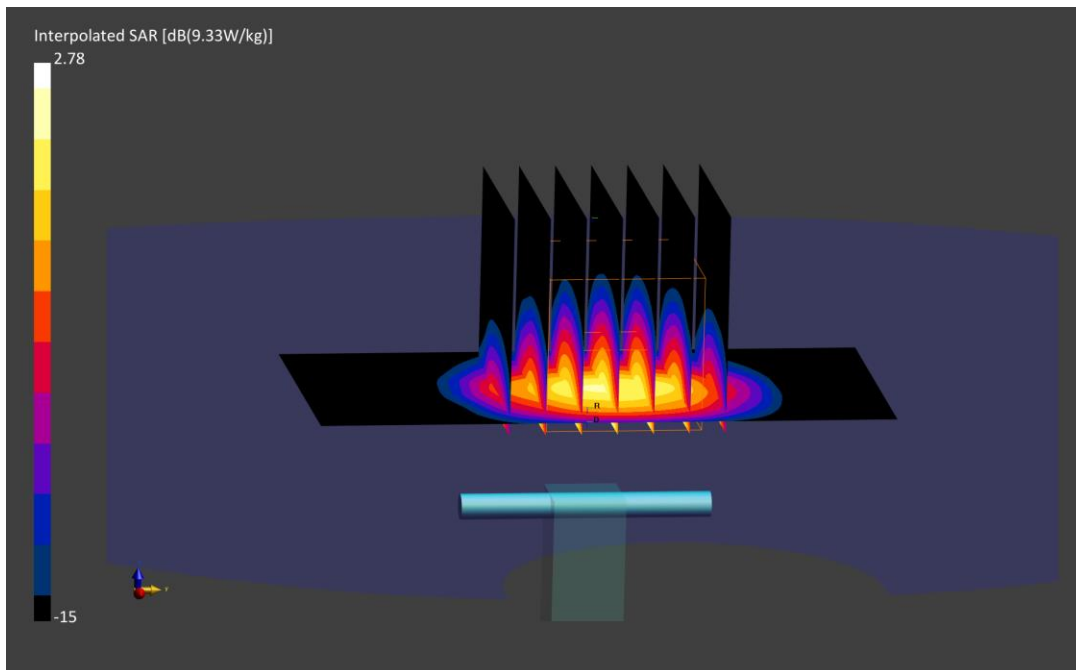
Area Scan (40.0 x 80.0): Measurement grid: dx=10.0 mm, dy=10.0 mm

Zoom Scan (28.0 x 28.0 x 28.0): Measurement grid: dx=5.0 mm, dy=5.0 mm, dz=1.4 mm; Graded Ratio: 1.5

Peak SAR (extrapolated) = 17.7 W/kg

SAR(1 g) = 6.79 W/kg

Deviation (1 g) = 1.04%



PCTEST

DUT: Dipole 3500.0 MHz; Type: D3500V2 - SN1059

Communication System: UID: 0, CW; Frequency: 3500.0 MHz
Medium: 3600 Body; Medium parameters used:
f = 3500.0 MHz; cond = 3.23 S/m; perm = 49.6; density = 1000 kg/m³
Phantom Section: Flat; Space: 10 mm

Test Date: 10/18/2021; Ambient Temp: 20.3°C; Tissue Temp: 20.0°C

Probe: EX3DV4 - SN7661; ConvF:(6.7,6.7,6.7); Calibrated: 2021-06-28
Sensor-Surface: 1.4mm (VMS + 6p)
Electronics: DAE4 Sn1450; Calibrated: 2021-08-16
Phantom: Twin-SAM V5.0; Serial: 1692 Right Back
Measurement SW: DASY Module SAR V16.0.0.116

3500 MHz System Verification at 20 dBm (100 mW)


Area Scan (40.0 x 80.0): Measurement grid: dx=10.0 mm, dy=10.0 mm

Zoom Scan (28.0 x 28.0 x 28.0): Measurement grid: dx=5.0 mm, dy=5.0 mm, dz=1.4 mm; Graded Ratio: 1.5

Peak SAR (extrapolated) = 17.5 W/kg

SAR(1 g) = 6.74 W/kg; SAR(10 g) = 2.53 W/kg

Deviation (1 g) = 6.98%; Deviation (10 g) = 8.58%



PCTEST

DUT: Dipole 3700.0 MHz; Type: D3700V2 - SN1018

Communication System: UID: 0, CW; Frequency: 3700.0 MHz
Medium: 3600 Body; Medium parameters used:
f = 3700.0 MHz; cond = 3.46 S/m; perm = 49.2; density = 1000 kg/m³
Phantom Section: Flat; Space: 10 mm

Test Date: 10/18/2021; Ambient Temp: 20.3°C; Tissue Temp: 20.0°C

Probe: EX3DV4 - SN7661; ConvF:(6.66,6.66,6.66); Calibrated: 2021-06-28
Sensor-Surface: 1.4mm (VMS + 6p)
Electronics: DAE4 Sn1450; Calibrated: 2021-08-16
Phantom: Twin-SAM V5.0; Serial: 1692 Right Back
Measurement SW: DASY Module SAR V16.0.0.116

3700 MHz System Verification at 20 dBm (100 mW)

Area Scan (40.0 x 80.0): Measurement grid: dx=10.0 mm, dy=10.0 mm

Zoom Scan (28.0 x 28.0 x 28.0): Measurement grid: dx=5.0 mm, dy=5.0 mm, dz=1.4 mm; Graded Ratio: 1.5

Peak SAR (extrapolated) = 17.7 W/kg

SAR(1 g) = 6.55 W/kg; SAR(10 g) = 2.39 W/kg

Deviation (1 g) = 3.15%; Deviation (10 g) = 6.22%

