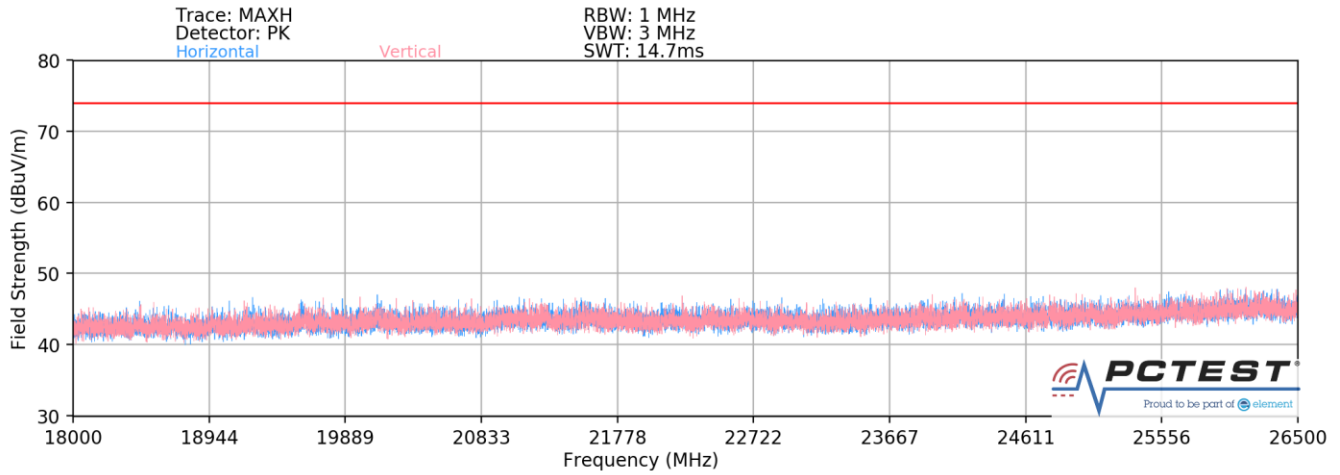
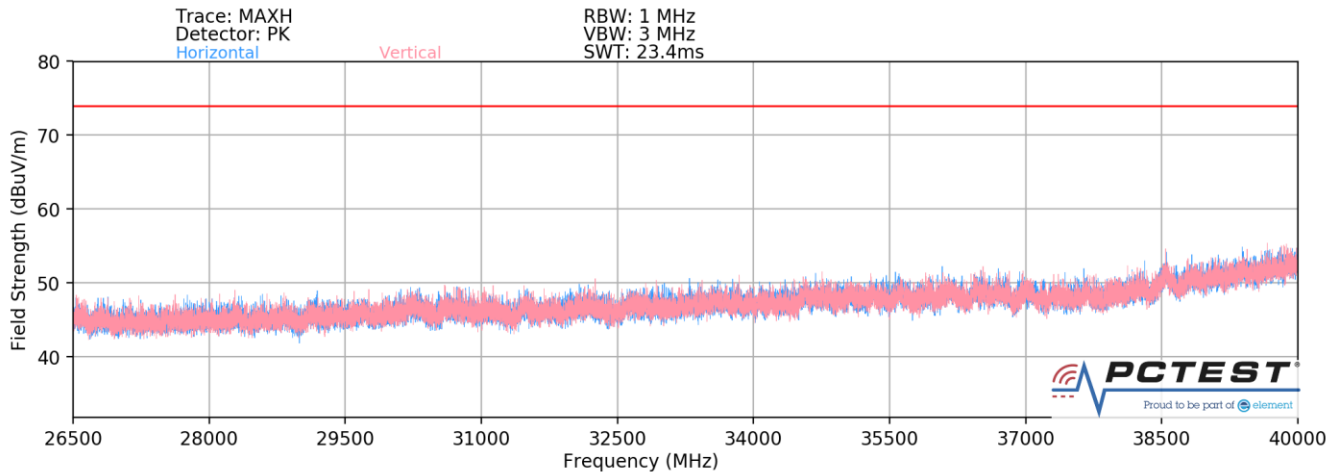


SISO Antenna-2 Radiated Spurious Emissions Measurements (Above 18GHz)



Plot 7-333. Radiated Spurious Plot above 18GHz - 26.5GHz SISO ANT2 (802.11a)



Plot 7-334. Radiated Spurious Plot 26.5GHz - 40GHz SISO ANT2 (802.11a)

FCC ID: A3LSMS901JPN		MEASUREMENT REPORT (CERTIFICATION)		Approved by: Technical Manager
Test Report S/N: 1M2112090153-11.A3L	Test Dates: 09/22 – 12/22/2021	EUT Type: Portable Handset	Page 221 of 295	

SISO Antenna-2 Radiated Spurious Emission Measurements

§15.407(b) §15.205 & §15.209; RSS-Gen [8.9]

Worst Case Mode: 802.11a
 Worst Case Transfer Rate: 6Mbps
 Distance of Measurements: 1 & 3 Meters
 Operating Frequency: 5180MHz
 Channel: 36

Frequency [MHz]	Detector	Ant. Pol. [H/V]	Antenna Height [cm]	Turntable Azimuth [degree]	Analyzer Level [dBm]	AFCL [dB/m]	Distance Correction Factor [dB]	Field Strength [dBµV/m]	Limit [dBµV/m]	Margin [dB]
10360.00	Peak	V	113	216	-62.88	12.16	0.00	56.28	68.20	-11.92
* 15540.00	Average	V	-	-	-81.99	16.69	0.00	41.70	53.98	-12.28
* 15540.00	Peak	V	-	-	-69.92	16.69	0.00	53.77	73.98	-20.21
* 20720.00	Average	V	-	-	-67.96	4.37	-9.54	33.87	53.98	-20.11
* 20720.00	Peak	V	-	-	-57.56	4.37	-9.54	44.27	73.98	-29.71
25900.00	Peak	V	-	-	-57.78	5.87	-9.54	45.55	68.20	-22.65

Table 7-55. Radiated Measurements SISO ANT2

Worst Case Mode: 802.11a
 Worst Case Transfer Rate: 6Mbps
 Distance of Measurements: 1 & 3 Meters
 Operating Frequency: 5200MHz
 Channel: 40

Frequency [MHz]	Detector	Ant. Pol. [H/V]	Antenna Height [cm]	Turntable Azimuth [degree]	Analyzer Level [dBm]	AFCL [dB/m]	Distance Correction Factor [dB]	Field Strength [dBµV/m]	Limit [dBµV/m]	Margin [dB]
10400.00	Peak	V	121	219	-62.93	11.75	0.00	55.82	68.20	-12.38
* 15600.00	Average	V	-	-	-82.62	17.47	0.00	41.85	53.98	-12.13
* 15600.00	Peak	V	-	-	-70.52	17.47	0.00	53.95	73.98	-20.03
* 20800.00	Average	V	-	-	-67.06	4.47	-9.54	34.87	53.98	-19.11
* 20800.00	Peak	V	-	-	-56.82	4.47	-9.54	45.10	73.98	-28.88
26000.00	Peak	V	-	-	-57.69	6.04	-9.54	45.81	68.20	-22.39

Table 7-56. Radiated Measurements SISO ANT2

FCC ID: A3LSMS901JPN	 PCTEST [®] Proud to be part of  element	MEASUREMENT REPORT (CERTIFICATION)		Approved by: Technical Manager
Test Report S/N: 1M2112090153-11.A3L	Test Dates: 09/22 – 12/22/2021	EUT Type: Portable Handset		Page 222 of 295

Worst Case Mode: 802.11a
 Worst Case Transfer Rate: 6Mbps
 Distance of Measurements: 1 & 3 Meters
 Operating Frequency: 5240MHz
 Channel: 48

Frequency [MHz]	Detector	Ant. Pol. [H/V]	Antenna Height [cm]	Turntable Azimuth [degree]	Analyzer Level [dBm]	AFCL [dB/m]	Distance Correction Factor [dB]	Field Strength [dBμV/m]	Limit [dBμV/m]	Margin [dB]
10480.00	Peak	V	111	217	-62.77	12.40	0.00	56.63	68.20	-11.57
* 15720.00	Average	V	-	-	-83.02	17.59	0.00	41.57	53.98	-12.41
* 15720.00	Peak	V	-	-	-70.75	17.59	0.00	53.84	73.98	-20.14
* 20960.00	Average	V	-	-	-68.47	4.65	-9.54	33.64	53.98	-20.34
* 20960.00	Peak	V	-	-	-57.90	4.65	-9.54	44.22	73.98	-29.76
26200.00	Peak	V	-	-	-57.76	5.76	-9.54	45.46	68.20	-22.74

Table 7-57. Radiated Measurements SISO ANT2

Worst Case Mode: 802.11a
 Worst Case Transfer Rate: 6Mbps
 Distance of Measurements: 1 & 3 Meters
 Operating Frequency: 5260MHz
 Channel: 52

Frequency [MHz]	Detector	Ant. Pol. [H/V]	Antenna Height [cm]	Turntable Azimuth [degree]	Analyzer Level [dBm]	AFCL [dB/m]	Distance Correction Factor [dB]	Field Strength [dBμV/m]	Limit [dBμV/m]	Margin [dB]
10520.00	Peak	V	113	210	-63.14	12.54	0.00	56.40	68.20	-11.80
* 15780.00	Average	V	-	-	-82.89	17.26	0.00	41.37	53.98	-12.61
* 15780.00	Peak	V	-	-	-70.60	17.26	0.00	53.66	73.98	-20.32
* 21040.00	Average	V	-	-	-67.74	4.68	-9.54	34.40	53.98	-19.58
* 21040.00	Peak	V	-	-	-57.63	4.68	-9.54	44.51	73.98	-29.47
26300.00	Peak	V	-	-	-57.26	5.68	-9.54	45.87	68.20	-22.33

Table 7-58. Radiated Measurements SISO ANT2

FCC ID: A3LSMS901JPN	 PCTEST® Proud to be part of element	MEASUREMENT REPORT (CERTIFICATION)		Approved by: Technical Manager
Test Report S/N: 1M2112090153-11.A3L	Test Dates: 09/22 – 12/22/2021	EUT Type: Portable Handset	Page 223 of 295	

Worst Case Mode: 802.11a
 Worst Case Transfer Rate: 6Mbps
 Distance of Measurements: 1 & 3 Meters
 Operating Frequency: 5280MHz
 Channel: 56

Frequency [MHz]	Detector	Ant. Pol. [H/V]	Antenna Height [cm]	Turntable Azimuth [degree]	Analyzer Level [dBm]	AFCL [dB/m]	Distance Correction Factor [dB]	Field Strength [dBμV/m]	Limit [dBμV/m]	Margin [dB]
10560.00	Peak	V	113	218	-62.31	12.54	0.00	57.23	68.20	-10.97
* 15840.00	Average	V	-	-	-82.88	17.42	0.00	41.54	53.98	-12.43
* 15840.00	Peak	V	-	-	-70.91	17.42	0.00	53.51	73.98	-20.46
* 21120.00	Average	V	-	-	-67.75	4.78	-9.54	34.48	53.98	-19.50
* 21120.00	Peak	V	-	-	-57.45	4.78	-9.54	44.78	73.98	-29.20
26400.00	Peak	V	-	-	-57.65	5.75	-9.54	45.55	68.20	-22.65

Table 7-59. Radiated Measurements SISO ANT2

Worst Case Mode: 802.11a
 Worst Case Transfer Rate: 6Mbps
 Distance of Measurements: 1 & 3 Meters
 Operating Frequency: 5320MHz
 Channel: 64

Frequency [MHz]	Detector	Ant. Pol. [H/V]	Antenna Height [cm]	Turntable Azimuth [degree]	Analyzer Level [dBm]	AFCL [dB/m]	Distance Correction Factor [dB]	Field Strength [dBμV/m]	Limit [dBμV/m]	Margin [dB]
* 10640.00	Average	V	112	219	-73.84	12.65	0.00	45.81	53.98	-8.17
* 10640.00	Peak	V	112	219	-60.93	12.65	0.00	58.72	73.98	-15.26
* 15960.00	Average	V	-	-	-83.16	18.41	0.00	42.25	53.98	-11.73
* 15960.00	Peak	V	-	-	-70.63	18.41	0.00	54.78	73.98	-19.20
* 21280.00	Average	V	-	-	-67.79	4.92	-9.54	34.59	53.98	-19.39
* 21280.00	Peak	V	-	-	-57.06	4.92	-9.54	45.33	73.98	-28.65
26600.00	Peak	V	-	-	-57.82	5.78	-9.54	45.43	68.20	-22.77

Table 7-60. Radiated Measurements SISO ANT2

FCC ID: A3LSMS901JPN	 PCTEST [®] Proud to be part of element	MEASUREMENT REPORT (CERTIFICATION)		Approved by: Technical Manager
Test Report S/N: 1M2112090153-11.A3L	Test Dates: 09/22 – 12/22/2021	EUT Type: Portable Handset	Page 224 of 295	

Worst Case Mode: 802.11a
 Worst Case Transfer Rate: 6Mbps
 Distance of Measurements: 1 & 3 Meters
 Operating Frequency: 5500MHz
 Channel: 100

Frequency [MHz]	Detector	Ant. Pol. [H/V]	Antenna Height [cm]	Turntable Azimuth [degree]	Analyzer Level [dBm]	AFCL [dB/m]	Distance Correction Factor [dB]	Field Strength [dBµV/m]	Limit [dBµV/m]	Margin [dB]
* 11000.00	Average	V	112	219	-75.22	12.80	0.00	44.58	53.98	-9.40
* 11000.00	Peak	V	112	219	-62.33	12.80	0.00	57.47	73.98	-16.51
16500.00	Peak	V	-	-	-70.20	18.36	0.00	55.16	68.20	-13.04
22000.00	Peak	V	-	-	-57.43	4.80	-9.54	44.83	68.20	-23.37
27500.00	Peak	V	-	-	-57.14	5.93	-9.54	46.24	68.20	-21.96

Table 7-61. Radiated Measurements SISO ANT2

Worst Case Mode: 802.11a
 Worst Case Transfer Rate: 6Mbps
 Distance of Measurements: 1 & 3 Meters
 Operating Frequency: 5600MHz
 Channel: 120

Frequency [MHz]	Detector	Ant. Pol. [H/V]	Antenna Height [cm]	Turntable Azimuth [degree]	Analyzer Level [dBm]	AFCL [dB/m]	Distance Correction Factor [dB]	Field Strength [dBµV/m]	Limit [dBµV/m]	Margin [dB]
* 11200.00	Average	V	208	224	-75.34	12.90	0.00	44.56	53.98	-9.42
* 11200.00	Peak	V	208	224	-63.43	12.90	0.00	56.47	73.98	-17.51
16800.00	Peak	V	-	-	-70.38	18.52	0.00	55.14	68.20	-13.06
* 22400.00	Average	V	-	-	-67.29	4.84	-9.54	35.01	53.98	-18.97
* 22400.00	Peak	V	-	-	-57.47	4.84	-9.54	44.82	73.98	-29.16
28000.00	Peak	V	-	-	-56.86	6.12	-9.54	46.72	68.20	-21.48

Table 7-62. Radiated Measurements SISO ANT2

FCC ID: A3LSMS901JPN	 PCTEST® Proud to be part of element	MEASUREMENT REPORT (CERTIFICATION)		Approved by: Technical Manager
Test Report S/N: 1M2112090153-11.A3L	Test Dates: 09/22 – 12/22/2021	EUT Type: Portable Handset	Page 225 of 295	

Worst Case Mode: 802.11a
 Worst Case Transfer Rate: 6Mbps
 Distance of Measurements: 1 & 3 Meters
 Operating Frequency: 5720MHz
 Channel: 144

Frequency [MHz]	Detector	Ant. Pol. [H/V]	Antenna Height [cm]	Turntable Azimuth [degree]	Analyzer Level [dBm]	AFCL [dB/m]	Distance Correction Factor [dB]	Field Strength [dBμV/m]	Limit [dBμV/m]	Margin [dB]
* 11440.00	Average	V	192	226	-79.28	12.86	0.00	40.58	53.98	-13.40
* 11440.00	Peak	V	192	226	-67.25	12.86	0.00	52.61	73.98	-21.37
17160.00	Peak	V	-	-	-69.86	18.02	0.00	55.16	68.20	-13.04
* 22880.00	Average	V	-	-	-67.41	4.77	-9.54	34.82	53.98	-19.16
* 22880.00	Peak	V	-	-	-57.25	4.77	-9.54	44.98	73.98	-29.00
28600.00	Peak	V	-	-	-57.76	6.32	-9.54	46.02	68.20	-22.18

Table 7-63. Radiated Measurements SISO ANT2

Worst Case Mode: 802.11a
 Worst Case Transfer Rate: 6Mbps
 Distance of Measurements: 1 & 3 Meters
 Operating Frequency: 5745MHz
 Channel: 149

Frequency [MHz]	Detector	Ant. Pol. [H/V]	Antenna Height [cm]	Turntable Azimuth [degree]	Analyzer Level [dBm]	AFCL [dB/m]	Distance Correction Factor [dB]	Field Strength [dBμV/m]	Limit [dBμV/m]	Margin [dB]
* 11490.00	Average	V	112	236	-79.45	13.58	0.00	41.13	53.98	-12.85
* 11490.00	Peak	V	112	236	-66.98	13.58	0.00	53.60	73.98	-20.38
17235.00	Peak	V	-	-	-69.95	17.76	0.00	54.81	68.20	-13.39
* 22980.00	Average	V	-	-	-67.97	4.67	-9.54	34.16	53.98	-19.82
* 22980.00	Peak	V	-	-	-57.87	4.67	-9.54	44.26	73.98	-29.72
28725.00	Peak	V	-	-	-57.85	6.42	-9.54	46.03	68.20	-22.17

Table 7-64. Radiated Measurements SISO ANT2

FCC ID: A3LSMS901JPN	 PCTEST® Proud to be part of element	MEASUREMENT REPORT (CERTIFICATION)		Approved by: Technical Manager
Test Report S/N: 1M2112090153-11.A3L	Test Dates: 09/22 – 12/22/2021	EUT Type: Portable Handset	Page 226 of 295	

Worst Case Mode: 802.11a
 Worst Case Transfer Rate: 6Mbps
 Distance of Measurements: 1 & 3 Meters
 Operating Frequency: 5785MHz
 Channel: 157

Frequency [MHz]	Detector	Ant. Pol. [H/V]	Antenna Height [cm]	Turntable Azimuth [degree]	Analyzer Level [dBm]	AFCL [dB/m]	Distance Correction Factor [dB]	Field Strength [dBµV/m]	Limit [dBµV/m]	Margin [dB]
* 11570.00	Average	V	194	224	-80.10	13.03	0.00	39.93	53.98	-14.05
* 11570.00	Peak	V	194	224	-67.56	13.03	0.00	52.47	73.98	-21.51
17355.00	Peak	V	-	-	-69.97	18.72	0.00	55.75	68.20	-12.45
23140.00	Peak	V	-	-	-57.59	4.61	-9.54	44.47	68.20	-23.73
28925.00	Peak	V	-	-	-58.23	6.50	-9.54	45.72	68.20	-22.48

Table 7-65. Radiated Measurements SISO ANT2

Worst Case Mode: 802.11a
 Worst Case Transfer Rate: 6Mbps
 Distance of Measurements: 1 & 3 Meters
 Operating Frequency: 5825MHz
 Channel: 165

Frequency [MHz]	Detector	Ant. Pol. [H/V]	Antenna Height [cm]	Turntable Azimuth [degree]	Analyzer Level [dBm]	AFCL [dB/m]	Distance Correction Factor [dB]	Field Strength [dBµV/m]	Limit [dBµV/m]	Margin [dB]
* 11650.00	Average	V	189	218	-81.71	13.65	0.00	38.94	53.98	-15.04
* 11650.00	Peak	V	189	218	-69.65	13.65	0.00	51.00	73.98	-22.98
17475.00	Peak	V	-	-	-69.33	17.76	0.00	55.43	68.20	-12.77
23300.00	Peak	V	-	-	-57.98	4.72	-9.54	44.21	68.20	-23.99
29125.00	Peak	V	-	-	-58.26	6.86	-9.54	46.05	68.20	-22.15

Table 7-66. Radiated Measurements SISO ANT2

FCC ID: A3LSMS901JPN	 PCTEST® Proud to be part of element	MEASUREMENT REPORT (CERTIFICATION)		Approved by: Technical Manager
Test Report S/N: 1M2112090153-11.A3L	Test Dates: 09/22 – 12/22/2021	EUT Type: Portable Handset		Page 227 of 295

Worst Case Mode: 802.11a
 Worst Case Transfer Rate: 6Mbps
 Distance of Measurements: 1 & 3 Meters
 Operating Frequency: 5845MHz
 Channel: 169

Frequency [MHz]	Detector	Ant. Pol. [H/V]	Antenna Height [cm]	Turntable Azimuth [degree]	Analyzer Level [dBm]	AFCL [dB/m]	Distance Correction Factor [dB]	Field Strength [dBμV/m]	Limit [dBμV/m]	Margin [dB]
* 11690.00	Average	V	-	-	-82.74	14.34	0.00	38.60	53.98	-15.37
* 11690.00	Peak	V	-	-	-70.21	14.34	0.00	51.13	73.98	-22.84
17535.00	Peak	V	-	-	-70.15	18.43	0.00	55.28	68.20	-12.92
23380.00	Peak	V	-	-	-56.10	4.67	-9.54	46.03	68.20	-22.17
29225.00	Peak	V	-	-	-55.81	6.67	-9.54	48.32	68.20	-19.88
35070.00	Peak	V	-	-	-54.50	8.56	-9.54	51.51	68.20	-16.69

Table 7-67. Radiated Measurements SISO ANT2

Worst Case Mode: 802.11a
 Worst Case Transfer Rate: 6Mbps
 Distance of Measurements: 1 & 3 Meters
 Operating Frequency: 5865MHz
 Channel: 173

Frequency [MHz]	Detector	Ant. Pol. [H/V]	Antenna Height [cm]	Turntable Azimuth [degree]	Analyzer Level [dBm]	AFCL [dB/m]	Distance Correction Factor [dB]	Field Strength [dBμV/m]	Limit [dBμV/m]	Margin [dB]
* 11730.00	Average	V	303	333	-81.92	13.97	0.00	39.05	53.98	-14.93
* 11730.00	Peak	V	303	333	-69.63	13.97	0.00	51.34	73.98	-22.64
17595.00	Peak	V	-	-	-70.32	18.25	0.00	54.93	68.20	-13.27
23460.00	Peak	V	-	-	-56.28	4.62	-9.54	45.80	68.20	-22.40
29325.00	Peak	V	-	-	-55.43	6.99	-9.54	49.02	68.20	-19.18
35190.00	Peak	V	-	-	-55.82	8.73	-9.54	50.37	68.20	-17.83

Table 7-68. Radiated Measurements SISO ANT2

FCC ID: A3LSMS901JPN	 PCTEST® Proud to be part of element	MEASUREMENT REPORT (CERTIFICATION)		Approved by: Technical Manager
Test Report S/N: 1M2112090153-11.A3L	Test Dates: 09/22 – 12/22/2021	EUT Type: Portable Handset	Page 228 of 295	

Worst Case Mode: 802.11a
 Worst Case Transfer Rate: 6Mbps
 Distance of Measurements: 1 & 3 Meters
 Operating Frequency: 5885MHz
 Channel: 177

Frequency [MHz]	Detector	Ant. Pol. [H/V]	Antenna Height [cm]	Turntable Azimuth [degree]	Analyzer Level [dBm]	AFCL [dB/m]	Distance Correction Factor [dB]	Field Strength [dBμV/m]	Limit [dBμV/m]	Margin [dB]
* 11770.00	Average	V	196	221	-81.69	14.09	0.00	39.40	53.98	-14.58
* 11770.00	Peak	V	196	221	-69.43	14.09	0.00	51.66	73.98	-22.32
17655.00	Peak	V	-	-	-70.17	18.05	0.00	54.88	68.20	-13.32
23540.00	Peak	V	-	-	-55.31	4.71	-9.54	46.86	68.20	-21.34
29425.00	Peak	V	-	-	-55.34	7.01	-9.54	49.13	68.20	-19.07
35310.00	Peak	V	-	-	-54.13	8.79	-9.54	52.12	68.20	-16.08

Table 7-69. Radiated Measurements SISO ANT2

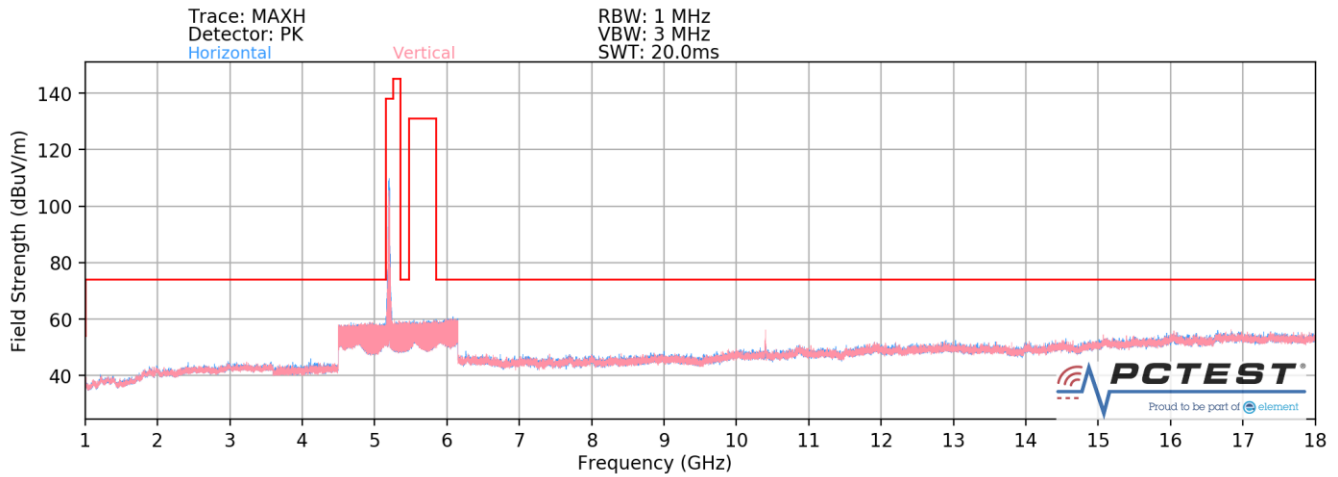
Worst Case Mode: 802.11a
 Worst Case Transfer Rate: 6Mbps
 Distance of Measurements: 1 & 3 Meters
 Operating Frequency: 5745MHz
 Channel: 149

Frequency [MHz]	Detector	Ant. Pol. [H/V]	Antenna Height [cm]	Turntable Azimuth [degree]	Analyzer Level [dBm]	AFCL [dB/m]	Distance Correction Factor [dB]	Field Strength [dBμV/m]	Limit [dBμV/m]	Margin [dB]
* 11490.00	Average	V	156	27	-80.71	13.58	0.00	39.87	53.98	-14.11
* 11490.00	Peak	V	156	27	-68.50	13.58	0.00	52.08	73.98	-21.90
17235.00	Peak	V	-	-	-70.38	17.76	0.00	54.38	68.20	-13.82
* 22980.00	Average	V	-	-	-66.69	4.67	-9.54	35.44	53.98	-18.54
* 22980.00	Peak	V	-	-	-58.29	4.67	-9.54	43.84	73.98	-30.14
28725.00	Peak	V	-	-	-58.41	6.42	-9.54	45.47	68.20	-22.73

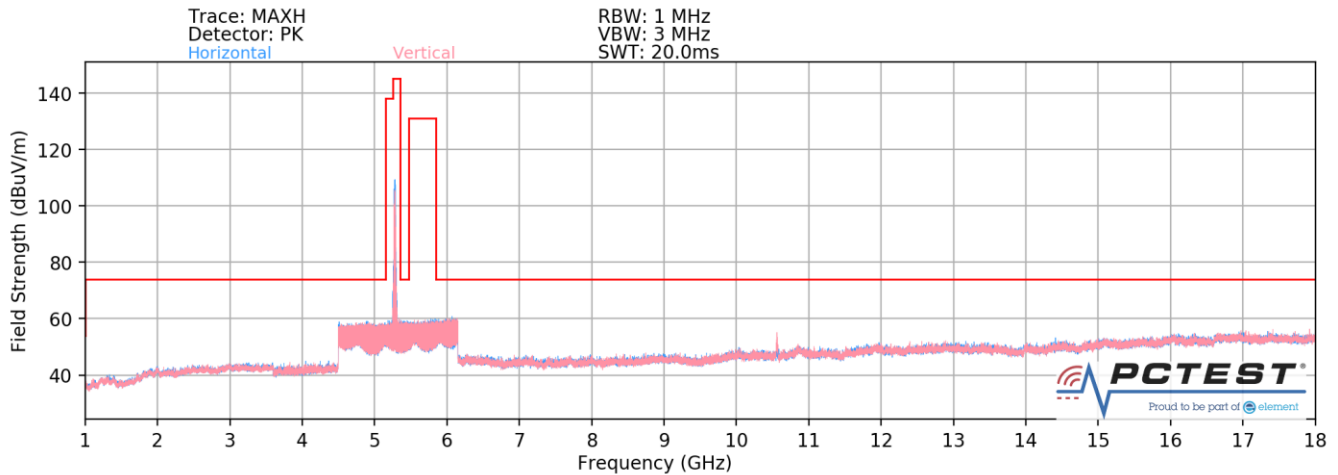
Table 7-70. Radiated Measurements SISO ANT2 with WCP

FCC ID: A3LSMS901JPN	 PCTEST® Proud to be part of element	MEASUREMENT REPORT (CERTIFICATION)		Approved by: Technical Manager
Test Report S/N: 1M2112090153-11.A3L	Test Dates: 09/22 – 12/22/2021	EUT Type: Portable Handset		Page 229 of 295

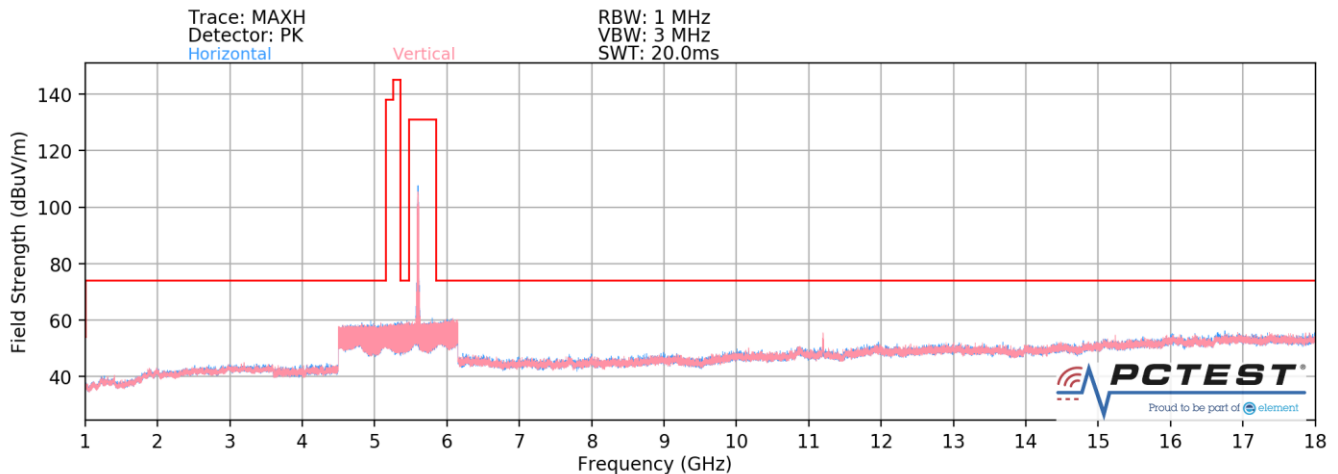
7.6.3 CDD Radiated Spurious Emission Measurements



Plot 7-335. Radiated Spurious Plot above 1GHz MIMO (802.11a – U1 Ch. 40)

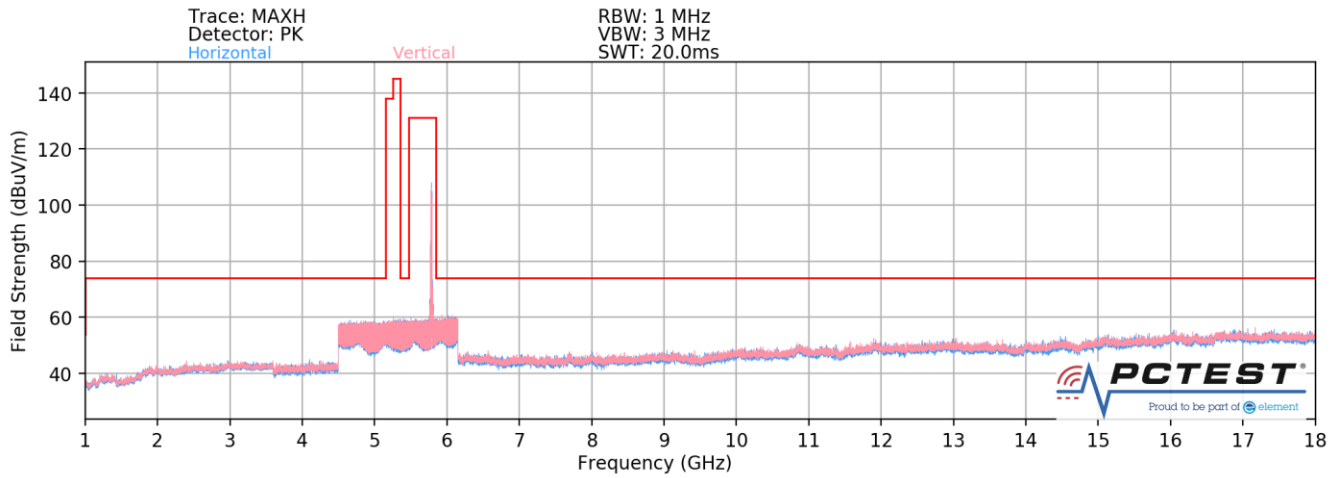


Plot 7-336. Radiated Spurious Plot above 1GHz MIMO (802.11a – U2A Ch. 56)

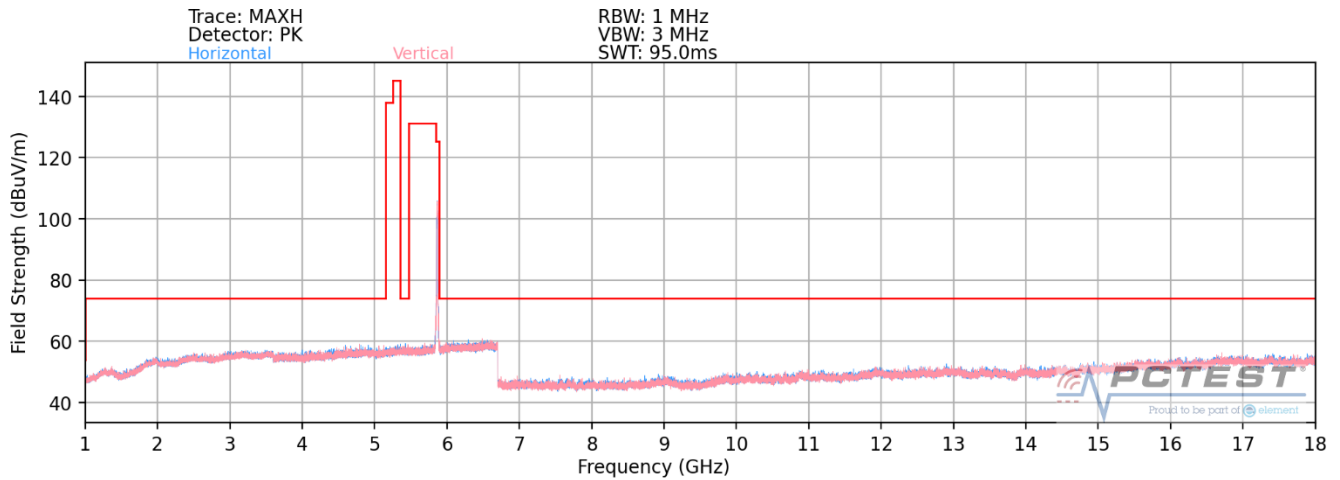


Plot 7-337. Radiated Spurious Plot above 1GHz CDD (802.11a – U2C Ch. 120)

FCC ID: A3LSMS901JPN		MEASUREMENT REPORT (CERTIFICATION)		Approved by: Technical Manager
Test Report S/N: 1M2112090153-11.A3L	Test Dates: 09/22 – 12/22/2021	EUT Type: Portable Handset		Page 230 of 295



Plot 7-338. Radiated Spurious Plot above 1GHz CDD (802.11a – U3 Ch. 157)



Plot 7-339. Radiated Spurious Plot above 1GHz CDD (802.11a – U4 Ch. 173)

FCC ID: A3LSMS901JPN	PCTEST Proud to be part of element	MEASUREMENT REPORT (CERTIFICATION)	SAMSUNG	Approved by: Technical Manager
Test Report S/N: 1M2112090153-11.A3L	Test Dates: 09/22 – 12/22/2021	EUT Type: Portable Handset		Page 231 of 295

CDD Radiated Spurious Emission Measurements

§15.407(b) §15.205 & §15.209; RSS-Gen [8.9]

Worst Case Mode: 802.11a
 Worst Case Transfer Rate: 6Mbps
 Distance of Measurements: 1 & 3 Meters
 Operating Frequency: 5180MHz
 Channel: 36

Frequency [MHz]	Detector	Ant. Pol. [H/V]	Antenna Height [cm]	Turntable Azimuth [degree]	Analyzer Level [dBm]	AFCL [dB/m]	Distance Correction Factor [dB]	Field Strength [dBµV/m]	Limit [dBµV/m]	Margin [dB]
10360.00	Peak	V	114	218	-64.16	12.16	0.00	55.00	68.20	-13.20
* 15540.00	Average	V	-	-	-82.05	16.69	0.00	41.64	53.98	-12.34
* 15540.00	Peak	V	-	-	-69.78	16.69	0.00	53.91	73.98	-20.07
* 20720.00	Average	V	-	-	-68.01	4.37	-9.54	33.82	53.98	-20.16
* 20720.00	Peak	V	-	-	-57.94	4.37	-9.54	43.89	73.98	-30.09
25900.00	Peak	V	-	-	-56.71	5.87	-9.54	46.61	68.20	-21.59

Table 7-71. Radiated Measurements CDD

Worst Case Mode: 802.11a
 Worst Case Transfer Rate: 6Mbps
 Distance of Measurements: 1 & 3 Meters
 Operating Frequency: 5200MHz
 Channel: 40

Frequency [MHz]	Detector	Ant. Pol. [H/V]	Antenna Height [cm]	Turntable Azimuth [degree]	Analyzer Level [dBm]	AFCL [dB/m]	Distance Correction Factor [dB]	Field Strength [dBµV/m]	Limit [dBµV/m]	Margin [dB]
10400.00	Peak	V	113	216	-62.43	11.75	0.00	56.32	68.20	-11.88
* 15600.00	Average	V	-	-	-82.44	17.47	0.00	42.03	53.98	-11.95
* 15600.00	Peak	V	-	-	-70.46	17.47	0.00	54.01	73.98	-19.97
* 20800.00	Average	V	-	-	-67.13	4.47	-9.54	34.79	53.98	-19.19
* 20800.00	Peak	V	-	-	-56.79	4.47	-9.54	45.14	73.98	-28.84
26000.00	Peak	V	-	-	-57.08	6.04	-9.54	46.42	68.20	-21.78

Table 7-72. Radiated Measurements CDD

FCC ID: A3LSMS901JPN	 PCTEST® Proud to be part of element	MEASUREMENT REPORT (CERTIFICATION)		Approved by: Technical Manager
Test Report S/N: 1M2112090153-11.A3L	Test Dates: 09/22 – 12/22/2021	EUT Type: Portable Handset	Page 232 of 295	

Worst Case Mode: 802.11a
 Worst Case Transfer Rate: 6Mbps
 Distance of Measurements: 1 & 3 Meters
 Operating Frequency: 5240MHz
 Channel: 48

Frequency [MHz]	Detector	Ant. Pol. [H/V]	Antenna Height [cm]	Turntable Azimuth [degree]	Analyzer Level [dBm]	AFCL [dB/m]	Distance Correction Factor [dB]	Field Strength [dBμV/m]	Limit [dBμV/m]	Margin [dB]
10480.00	Peak	V	114	217	-60.78	12.40	0.00	58.62	68.20	-9.58
* 15720.00	Average	V	-	-	-82.84	17.59	0.00	41.75	53.98	-12.23
* 15720.00	Peak	V	-	-	-70.36	17.59	0.00	54.23	73.98	-19.75
* 20960.00	Average	V	-	-	-68.90	4.65	-9.54	33.21	53.98	-20.77
* 20960.00	Peak	V	-	-	-58.47	4.65	-9.54	43.65	73.98	-30.33
26200.00	Peak	V	-	-	-57.39	5.76	-9.54	45.83	68.20	-22.37

Table 7-73. Radiated Measurements CDD

Worst Case Mode: 802.11a
 Worst Case Transfer Rate: 6Mbps
 Distance of Measurements: 1 & 3 Meters
 Operating Frequency: 5260MHz
 Channel: 52

Frequency [MHz]	Detector	Ant. Pol. [H/V]	Antenna Height [cm]	Turntable Azimuth [degree]	Analyzer Level [dBm]	AFCL [dB/m]	Distance Correction Factor [dB]	Field Strength [dBμV/m]	Limit [dBμV/m]	Margin [dB]
10520.00	Peak	V	111	216	-60.25	12.54	0.00	59.29	68.20	-8.91
* 15780.00	Average	V	-	-	-82.83	17.26	0.00	41.43	53.98	-12.55
* 15780.00	Peak	V	-	-	-70.90	17.26	0.00	53.36	73.98	-20.62
* 21040.00	Average	V	-	-	-68.53	4.68	-9.54	33.61	53.98	-20.37
* 21040.00	Peak	V	-	-	-58.26	4.68	-9.54	43.88	73.98	-30.10
26300.00	Peak	V	-	-	-57.57	5.68	-9.54	45.57	68.20	-22.63

Table 7-74. Radiated Measurements CDD

FCC ID: A3LSMS901JPN	 PCTEST® Proud to be part of element	MEASUREMENT REPORT (CERTIFICATION)		Approved by: Technical Manager
Test Report S/N: 1M2112090153-11.A3L	Test Dates: 09/22 – 12/22/2021	EUT Type: Portable Handset	Page 233 of 295	

Worst Case Mode: 802.11a
 Worst Case Transfer Rate: 6Mbps
 Distance of Measurements: 1 & 3 Meters
 Operating Frequency: 5280MHz
 Channel: 56

Frequency [MHz]	Detector	Ant. Pol. [H/V]	Antenna Height [cm]	Turntable Azimuth [degree]	Analyzer Level [dBm]	AFCL [dB/m]	Distance Correction Factor [dB]	Field Strength [dBμV/m]	Limit [dBμV/m]	Margin [dB]
10560.00	Peak	V	195	220	-60.19	12.54	0.00	59.35	68.20	-8.85
* 15840.00	Average	V	-	-	-82.99	17.42	0.00	41.43	53.98	-12.54
* 15840.00	Peak	V	-	-	-70.75	17.42	0.00	53.67	73.98	-20.30
* 21120.00	Average	V	-	-	-67.99	4.78	-9.54	34.25	53.98	-19.73
* 21120.00	Peak	V	-	-	-58.04	4.78	-9.54	44.19	73.98	-29.79
26400.00	Peak	V	-	-	-58.07	5.75	-9.54	45.13	68.20	-23.07

Table 7-75. Radiated Measurements CDD

Worst Case Mode: 802.11a
 Worst Case Transfer Rate: 6Mbps
 Distance of Measurements: 1 & 3 Meters
 Operating Frequency: 5320MHz
 Channel: 64

Frequency [MHz]	Detector	Ant. Pol. [H/V]	Antenna Height [cm]	Turntable Azimuth [degree]	Analyzer Level [dBm]	AFCL [dB/m]	Distance Correction Factor [dB]	Field Strength [dBμV/m]	Limit [dBμV/m]	Margin [dB]
* 10640.00	Average	V	111	215	-70.18	12.65	0.00	49.47	53.98	-4.51
* 10640.00	Peak	V	111	215	-56.91	12.65	0.00	62.74	73.98	-11.24
* 15960.00	Average	V	-	-	-83.19	18.41	0.00	42.22	53.98	-11.76
* 15960.00	Peak	V	-	-	-70.98	18.41	0.00	54.43	73.98	-19.55
* 21280.00	Average	V	-	-	-68.60	4.92	-9.54	33.78	53.98	-20.20
* 21280.00	Peak	V	-	-	-58.12	4.92	-9.54	44.26	73.98	-29.72
26600.00	Peak	V	-	-	-58.19	5.78	-9.54	45.05	68.20	-23.15

Table 7-76. Radiated Measurements CDD

FCC ID: A3LSMS901JPN	 PCTEST® Proud to be part of element	MEASUREMENT REPORT (CERTIFICATION)		Approved by: Technical Manager
Test Report S/N: 1M2112090153-11.A3L	Test Dates: 09/22 – 12/22/2021	EUT Type: Portable Handset	Page 234 of 295	

Worst Case Mode: 802.11a
 Worst Case Transfer Rate: 6Mbps
 Distance of Measurements: 1 & 3 Meters
 Operating Frequency: 5500MHz
 Channel: 100

Frequency [MHz]	Detector	Ant. Pol. [H/V]	Antenna Height [cm]	Turntable Azimuth [degree]	Analyzer Level [dBm]	AFCL [dB/m]	Distance Correction Factor [dB]	Field Strength [dBµV/m]	Limit [dBµV/m]	Margin [dB]
* 11000.00	Average	V	111	218	-70.93	12.80	0.00	48.87	53.98	-5.11
* 11000.00	Peak	V	111	218	-59.18	12.80	0.00	60.62	73.98	-13.36
16500.00	Peak	V	-	-	-70.86	18.36	0.00	54.50	68.20	-13.70
22000.00	Peak	V	-	-	-58.01	4.80	-9.54	44.25	68.20	-23.95
27500.00	Peak	V	-	-	-56.93	5.93	-9.54	46.46	68.20	-21.74

Table 7-77. Radiated Measurements CDD

Worst Case Mode: 802.11a
 Worst Case Transfer Rate: 6Mbps
 Distance of Measurements: 1 & 3 Meters
 Operating Frequency: 5600MHz
 Channel: 120

Frequency [MHz]	Detector	Ant. Pol. [H/V]	Antenna Height [cm]	Turntable Azimuth [degree]	Analyzer Level [dBm]	AFCL [dB/m]	Distance Correction Factor [dB]	Field Strength [dBµV/m]	Limit [dBµV/m]	Margin [dB]
* 11200.00	Average	V	114	221	-71.04	12.90	0.00	48.86	53.98	-5.12
* 11200.00	Peak	V	114	221	-58.60	12.90	0.00	61.30	73.98	-12.68
16800.00	Peak	V	-	-	-70.96	18.52	0.00	54.56	68.20	-13.64
* 22400.00	Average	V	-	-	-67.72	4.84	-9.54	34.57	53.98	-19.41
* 22400.00	Peak	V	-	-	-57.62	4.84	-9.54	44.68	73.98	-29.30
28000.00	Peak	V	-	-	-57.67	6.12	-9.54	45.90	68.20	-22.30

Table 7-78. Radiated Measurements CDD

FCC ID: A3LSMS901JPN	 PCTEST® Proud to be part of element	MEASUREMENT REPORT (CERTIFICATION)		Approved by: Technical Manager
Test Report S/N: 1M2112090153-11.A3L	Test Dates: 09/22 – 12/22/2021	EUT Type: Portable Handset	Page 235 of 295	

Worst Case Mode: 802.11a
 Worst Case Transfer Rate: 6Mbps
 Distance of Measurements: 1 & 3 Meters
 Operating Frequency: 5720MHz
 Channel: 144

Frequency [MHz]	Detector	Ant. Pol. [H/V]	Antenna Height [cm]	Turntable Azimuth [degree]	Analyzer Level [dBm]	AFCL [dB/m]	Distance Correction Factor [dB]	Field Strength [dBμV/m]	Limit [dBμV/m]	Margin [dB]
* 11440.00	Average	V	113	221	-72.62	12.86	0.00	47.24	53.98	-6.74
* 11440.00	Peak	V	113	221	-60.63	12.86	0.00	59.23	73.98	-14.75
17160.00	Peak	V	-	-	-69.98	18.02	0.00	55.04	68.20	-13.16
* 22880.00	Average	V	-	-	-67.53	4.77	-9.54	34.70	53.98	-19.28
* 22880.00	Peak	V	-	-	-56.66	4.77	-9.54	45.57	73.98	-28.41
28600.00	Peak	V	-	-	-57.63	6.32	-9.54	46.14	68.20	-22.06

Table 7-79. Radiated Measurements CDD

Worst Case Mode: 802.11a
 Worst Case Transfer Rate: 6Mbps
 Distance of Measurements: 1 & 3 Meters
 Operating Frequency: 5745MHz
 Channel: 149

Frequency [MHz]	Detector	Ant. Pol. [H/V]	Antenna Height [cm]	Turntable Azimuth [degree]	Analyzer Level [dBm]	AFCL [dB/m]	Distance Correction Factor [dB]	Field Strength [dBμV/m]	Limit [dBμV/m]	Margin [dB]
* 11490.00	Average	V	113	220	-75.24	13.58	0.00	45.34	53.98	-8.64
* 11490.00	Peak	V	113	220	-62.50	13.58	0.00	58.08	73.98	-15.90
17235.00	Peak	V	-	-	-69.96	17.76	0.00	54.80	68.20	-13.40
* 22980.00	Average	V	-	-	-67.28	4.67	-9.54	34.85	53.98	-19.13
* 22980.00	Peak	V	-	-	-56.54	4.67	-9.54	45.59	73.98	-28.39
28725.00	Peak	V	-	-	-57.68	6.42	-9.54	46.19	68.20	-22.01

Table 7-80. Radiated Measurements CDD

FCC ID: A3LSMS901JPN	 PCTEST® Proud to be part of element	MEASUREMENT REPORT (CERTIFICATION)		Approved by: Technical Manager
Test Report S/N: 1M2112090153-11.A3L	Test Dates: 09/22 – 12/22/2021	EUT Type: Portable Handset	Page 236 of 295	

Worst Case Mode: 802.11a
 Worst Case Transfer Rate: 6Mbps
 Distance of Measurements: 1 & 3 Meters
 Operating Frequency: 5785MHz
 Channel: 157

Frequency [MHz]	Detector	Ant. Pol. [H/V]	Antenna Height [cm]	Turntable Azimuth [degree]	Analyzer Level [dBm]	AFCL [dB/m]	Distance Correction Factor [dB]	Field Strength [dBµV/m]	Limit [dBµV/m]	Margin [dB]
* 11570.00	Average	V	113	222	-75.66	13.03	0.00	44.37	53.98	-9.61
* 11570.00	Peak	V	113	222	-62.99	13.03	0.00	57.04	73.98	-16.94
17355.00	Peak	V	-	-	-70.34	18.72	0.00	55.38	68.20	-12.82
23140.00	Peak	V	-	-	-57.85	4.61	-9.54	44.21	68.20	-23.99
28925.00	Peak	V	-	-	-57.38	6.50	-9.54	46.58	68.20	-21.62

Table 7-81. Radiated Measurements CDD

Worst Case Mode: 802.11a
 Worst Case Transfer Rate: 6Mbps
 Distance of Measurements: 1 & 3 Meters
 Operating Frequency: 5825MHz
 Channel: 165

Frequency [MHz]	Detector	Ant. Pol. [H/V]	Antenna Height [cm]	Turntable Azimuth [degree]	Analyzer Level [dBm]	AFCL [dB/m]	Distance Correction Factor [dB]	Field Strength [dBµV/m]	Limit [dBµV/m]	Margin [dB]
* 11650.00	Average	V	117	218	-79.13	13.65	0.00	41.52	53.98	-12.46
* 11650.00	Peak	V	117	218	-66.78	13.65	0.00	53.87	73.98	-20.11
17475.00	Peak	V	-	-	-69.93	17.76	0.00	54.83	68.20	-13.37
23300.00	Peak	V	-	-	-57.71	4.72	-9.54	44.47	68.20	-23.73
29125.00	Peak	V	-	-	-58.17	6.86	-9.54	46.14	68.20	-22.06

Table 7-82. Radiated Measurements CDD

FCC ID: A3LSMS901JPN	 PCTEST® Proud to be part of element	MEASUREMENT REPORT (CERTIFICATION)		Approved by: Technical Manager
Test Report S/N: 1M2112090153-11.A3L	Test Dates: 09/22 – 12/22/2021	EUT Type: Portable Handset		Page 237 of 295

Worst Case Mode: 802.11a
 Worst Case Transfer Rate: 6Mbps
 Distance of Measurements: 1 & 3 Meters
 Operating Frequency: 5845MHz
 Channel: 169

Frequency [MHz]	Detector	Ant. Pol. [H/V]	Antenna Height [cm]	Turtable Azimuth [degree]	Analyzer Level [dBm]	AFCL [dB/m]	Distance Correction Factor [dB]	Field Strength [dBμV/m]	Limit [dBμV/m]	Margin [dB]
* 11690.00	Average	V	180	223	-79.16	14.34	0.00	42.18	53.98	-11.79
* 11690.00	Peak	V	180	223	-66.90	14.34	0.00	54.44	73.98	-19.53
17535.00	Peak	V	-	-	-70.12	18.43	0.00	55.31	68.20	-12.89
23380.00	Peak	V	-	-	-55.44	4.67	-9.54	46.68	68.20	-21.52
29225.00	Peak	V	-	-	-56.01	6.67	-9.54	48.12	68.20	-20.08
35070.00	Peak	V	-	-	-55.18	8.56	-9.54	50.84	68.20	-17.36

Table 7-83. Radiated Measurements CDD

Worst Case Mode: 802.11a
 Worst Case Transfer Rate: 6Mbps
 Distance of Measurements: 1 & 3 Meters
 Operating Frequency: 5865MHz
 Channel: 173

Frequency [MHz]	Detector	Ant. Pol. [H/V]	Antenna Height [cm]	Turtable Azimuth [degree]	Analyzer Level [dBm]	AFCL [dB/m]	Distance Correction Factor [dB]	Field Strength [dBμV/m]	Limit [dBμV/m]	Margin [dB]
* 11730.00	Average	V	206.00	220.00	-78.23	13.97	0.00	42.74	53.98	-11.24
* 11730.00	Peak	V	206	220	-66.01	13.97	0.00	54.96	73.98	-19.02
17595.00	Peak	V	-	-	-70.21	18.25	0.00	55.04	68.20	-13.16
23460.00	Peak	V	-	-	-55.77	4.62	-9.54	46.31	68.20	-21.89
29325.00	Peak	V	-	-	-56.14	6.99	-9.54	48.31	68.20	-19.89
35190.00	Peak	V	-	-	-55.60	8.73	-9.54	50.59	68.20	-17.61

Table 7-84. Radiated Measurements CDD

FCC ID: A3LSMS901JPN	 PCTEST [®] Proud to be part of element	MEASUREMENT REPORT (CERTIFICATION)		Approved by: Technical Manager
Test Report S/N: 1M2112090153-11.A3L	Test Dates: 09/22 – 12/22/2021	EUT Type: Portable Handset		Page 238 of 295

Worst Case Mode: 802.11a
 Worst Case Transfer Rate: 6Mbps
 Distance of Measurements: 1 & 3 Meters
 Operating Frequency: 5885MHz
 Channel: 177

Frequency [MHz]	Detector	Ant. Pol. [H/V]	Antenna Height [cm]	Turntable Azimuth [degree]	Analyzer Level [dBm]	AFCL [dB/m]	Distance Correction Factor [dB]	Field Strength [dBμV/m]	Limit [dBμV/m]	Margin [dB]
* 11770.00	Average	V	184	223	-78.61	14.09	0.00	42.48	53.98	-11.50
* 11770.00	Peak	V	184	223	-66.04	14.09	0.00	55.05	73.98	-18.93
17655.00	Peak	V	-	-	-70.15	18.05	0.00	54.90	68.20	-13.30
23540.00	Peak	V	-	-	-55.72	4.71	-9.54	46.45	68.20	-21.75
29425.00	Peak	V	-	-	-55.02	7.01	-9.54	49.45	68.20	-18.75
35310.00	Peak	V	-	-	-54.70	8.79	-9.54	51.55	68.20	-16.65

Table 7-85. Radiated Measurements CDD

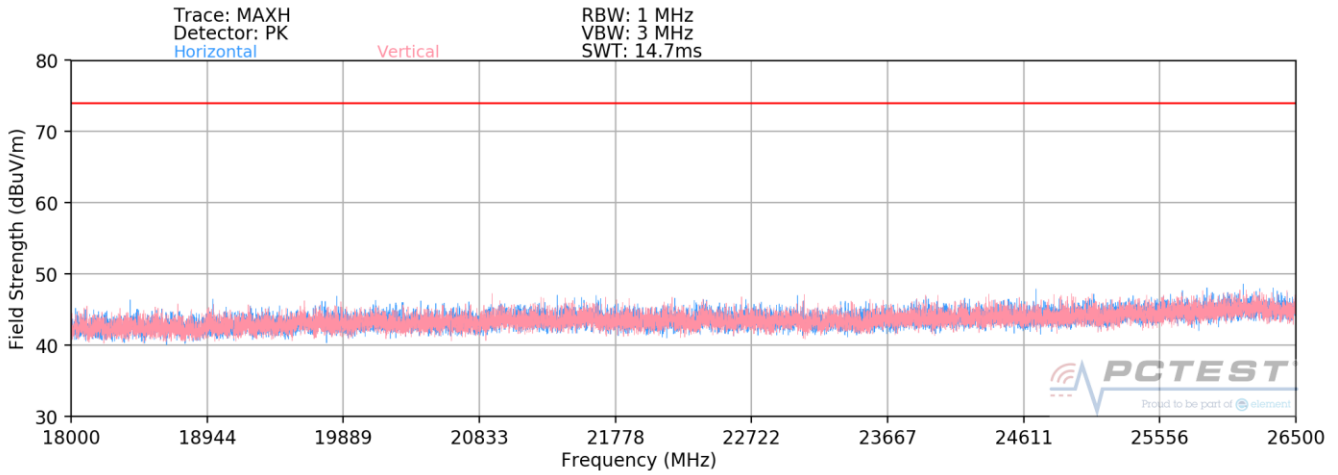
Worst Case Mode: 802.11a
 Worst Case Transfer Rate: 6Mbps
 Distance of Measurements: 1 & 3 Meters
 Operating Frequency: 5745MHz
 Channel: 149

Frequency [MHz]	Detector	Ant. Pol. [H/V]	Antenna Height [cm]	Turntable Azimuth [degree]	Analyzer Level [dBm]	AFCL [dB/m]	Distance Correction Factor [dB]	Field Strength [dBμV/m]	Limit [dBμV/m]	Margin [dB]
* 11490.00	Average	V	123	323	-76.73	13.58	0.00	43.85	53.98	-10.13
* 11490.00	Peak	V	123	323	-66.16	13.58	0.00	54.42	73.98	-19.56
17235.00	Peak	V	-	-	-70.02	17.76	0.00	54.74	68.20	-13.46
* 22980.00	Average	V	-	-	-67.21	4.67	-9.54	34.92	53.98	-19.06
* 22980.00	Peak	V	-	-	-58.45	4.67	-9.54	43.68	73.98	-30.30
28725.00	Peak	V	-	-	-58.02	6.42	-9.54	45.85	68.20	-22.35

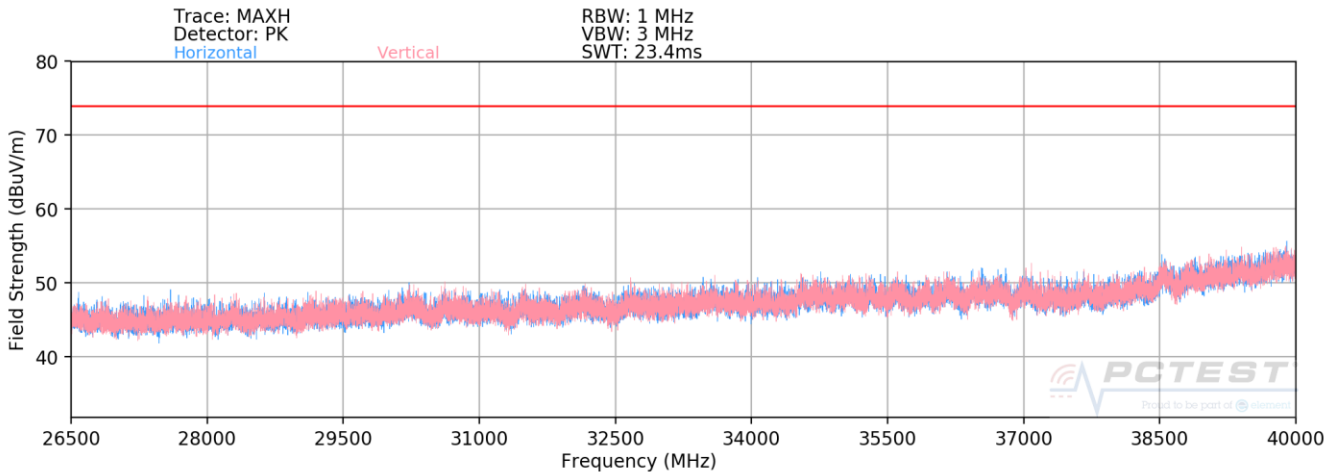
Table 7-86. Radiated Measurements CDD with WCP

FCC ID: A3LSMS901JPN	 PCTEST® Proud to be part of element	MEASUREMENT REPORT (CERTIFICATION)		Approved by: Technical Manager
Test Report S/N: 1M2112090153-11.A3L	Test Dates: 09/22 – 12/22/2021	EUT Type: Portable Handset	Page 239 of 295	

CDD Radiated Spurious Emissions Measurements (Above 18GHz)



Plot 7-340. Radiated Spurious Plot above 18GHz - 26.5GHz CDD (802.11a)



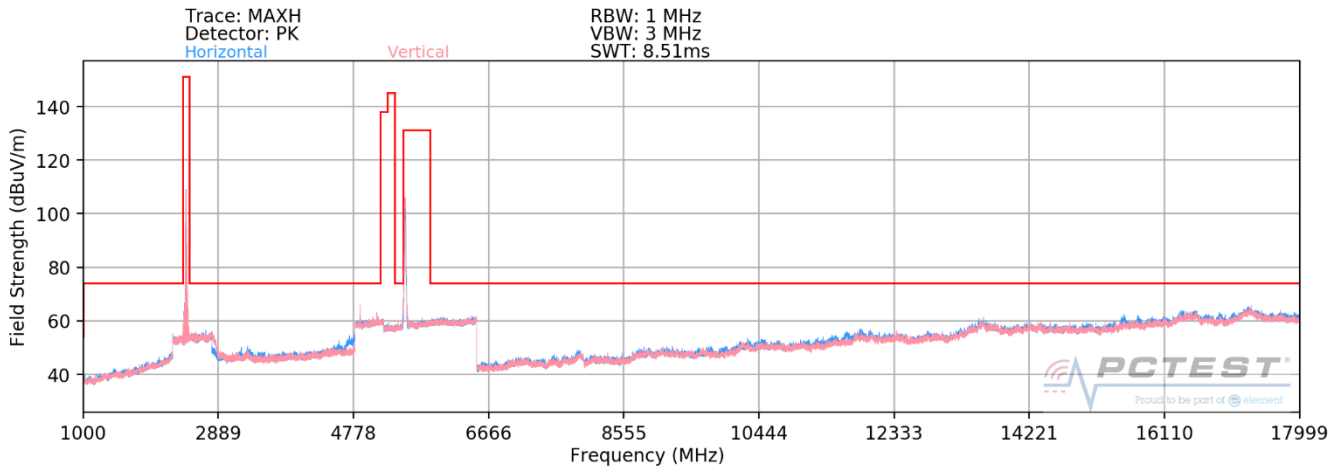
Plot 7-341. Radiated Spurious Plot 26.5GHz - 40GHz CDD (802.11a)

FCC ID: A3LSMS901JPN		MEASUREMENT REPORT (CERTIFICATION)		Approved by: Technical Manager
Test Report S/N: 1M2112090153-11.A3L	Test Dates: 09/22 – 12/22/2021	EUT Type: Portable Handset	Page 240 of 295	

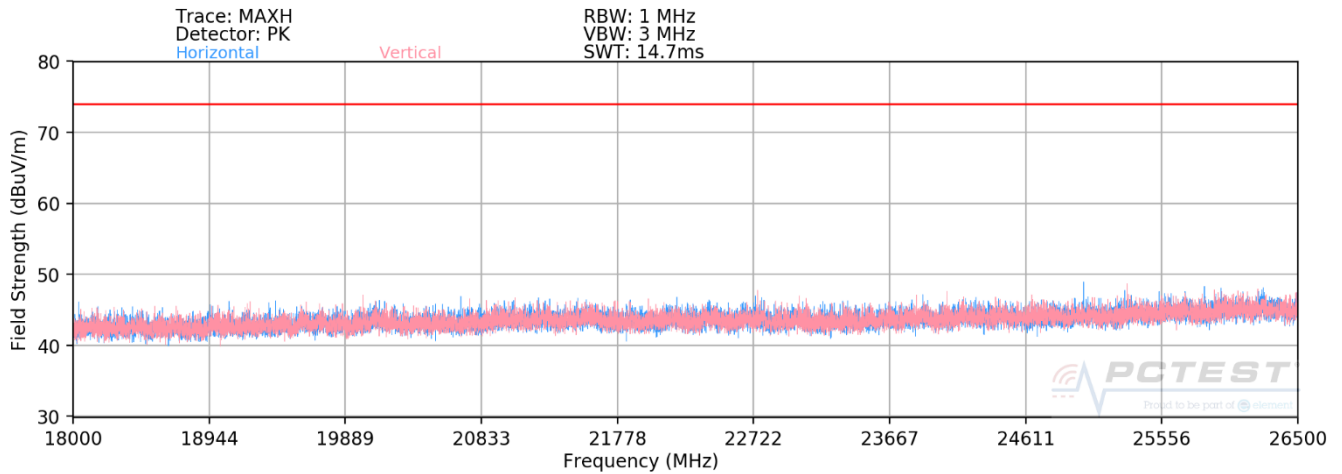
7.6.4 Simultaneous Tx Radiated Spurious Emissions Measurements §15.407(b) §15.205 & §15.209; RSS-Gen [8.9]

Description	2.4 GHz Emission	5 GHz Emission
Antenna	1	2
Channel	6	100
Operating Frequency (MHz)	2437	5500
Data Rate (Mbps)	1	6
Mode	802.11b	802.11a

Table 7-87. Simultaneous Transmission Config-1

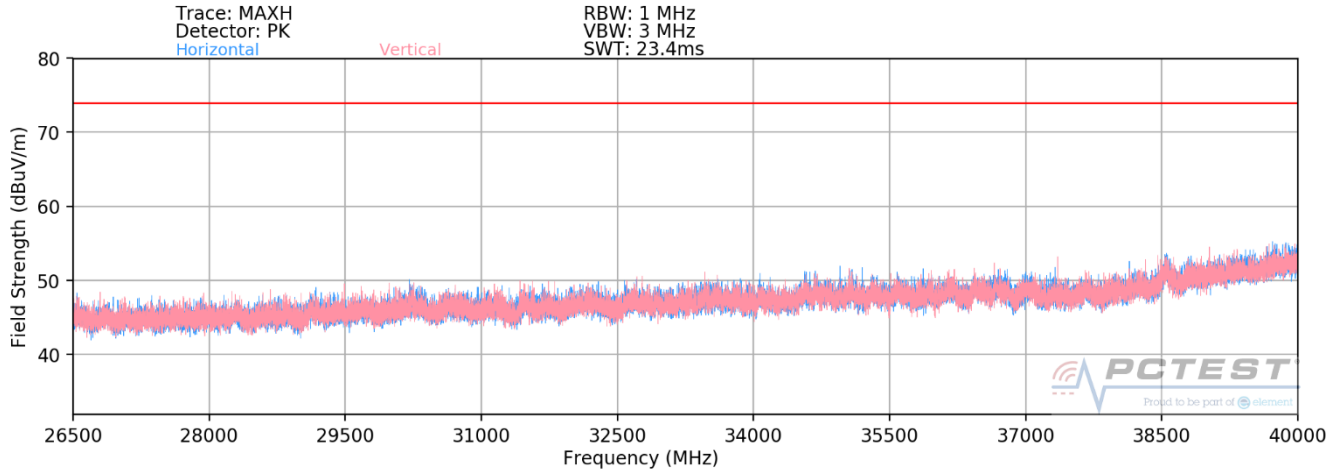


Plot 7-342. Radiated Spurious Plot above 1GHz (2.4GHz - 5GHz)



Plot 7-343. Radiated Spurious Plot 18GHz - 26.5GHz (2.4GHz - 5GHz)

FCC ID: A3LSMS901JPN		MEASUREMENT REPORT (CERTIFICATION)		Approved by: Technical Manager
Test Report S/N: 1M2112090153-11.A3L	Test Dates: 09/22 - 12/22/2021	EUT Type: Portable Handset		Page 241 of 295



Plot 7-344. Radiated Spurious Plot above 26.5GHz (2.4GHz – 5GHz)

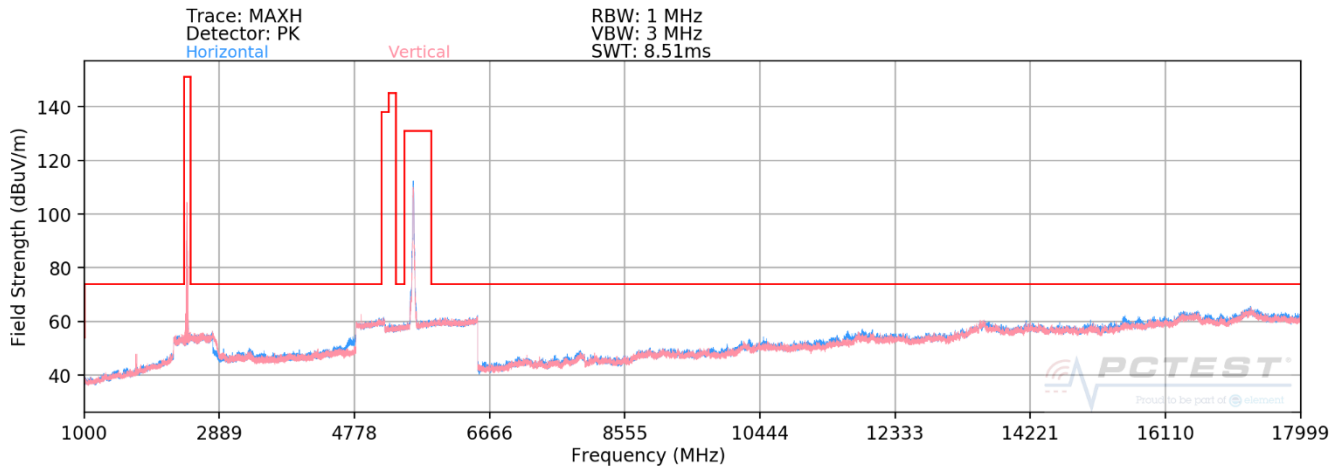
Frequency [MHz]	Detector	Ant. Pol. [H/V]	Antenna Height [cm]	Turntable Azimuth [degree]	Analyzer Level [dBm]	AFCL [dB/m]	Field Strength [dBμV/m]	Limit [dBμV/m]	Margin [dB]
* 3689.00	Average	V	-	-	-84.05	7.86	30.81	53.98	-23.17
* 3689.00	Peak	V	-	-	-68.89	7.86	45.97	73.98	-28.01
8563.00	Peak	V	-	-	-71.96	17.70	52.74	68.20	-15.46
* 11626.00	Average	V	-	-	-88.07	23.26	42.19	53.98	-11.79
* 11626.00	Peak	V	-	-	-72.27	23.26	57.99	73.98	-15.99
14689.00	Peak	V	-	-	-73.82	27.54	60.72	68.20	-7.48

Table 7-88. Radiated Measurements (ANT1 2.4GHz – ANT2 5GHz)

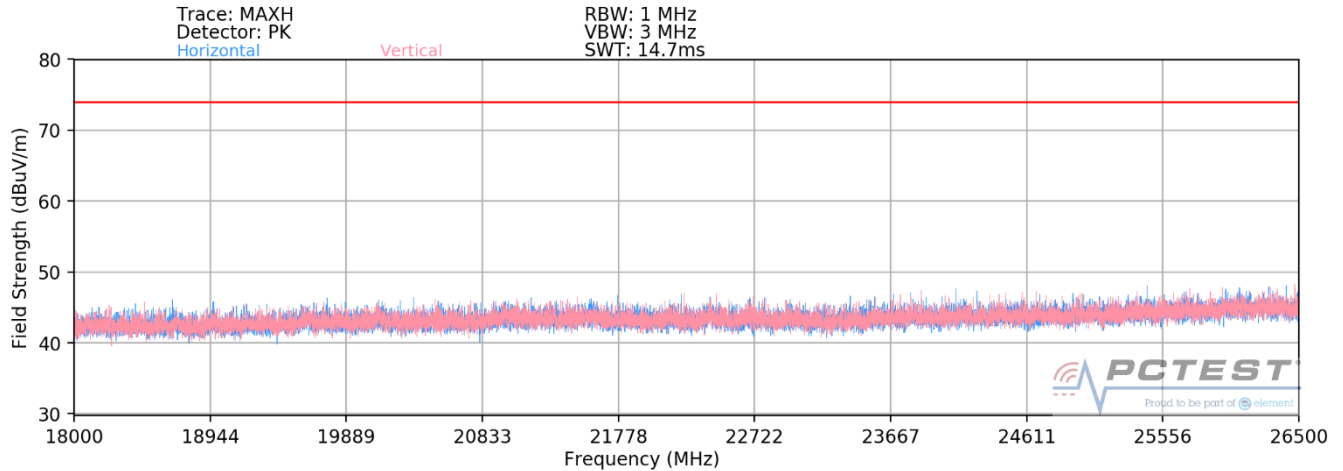
FCC ID: A3LSMS901JPN		MEASUREMENT REPORT (CERTIFICATION)		Approved by: Technical Manager
Test Report S/N: 1M2112090153-11.A3L	Test Dates: 09/22 – 12/22/2021	EUT Type: Portable Handset		Page 242 of 295

Description	2.4 GHz Emission	5 GHz Emission
Antenna	2	1
Channel	6	120
Operating Frequency (MHz)	2437	5600
Data Rate (Mbps)	1	6
Mode	802.11b	802.11a

Table 7-89. Simultaneous Transmission Config-2

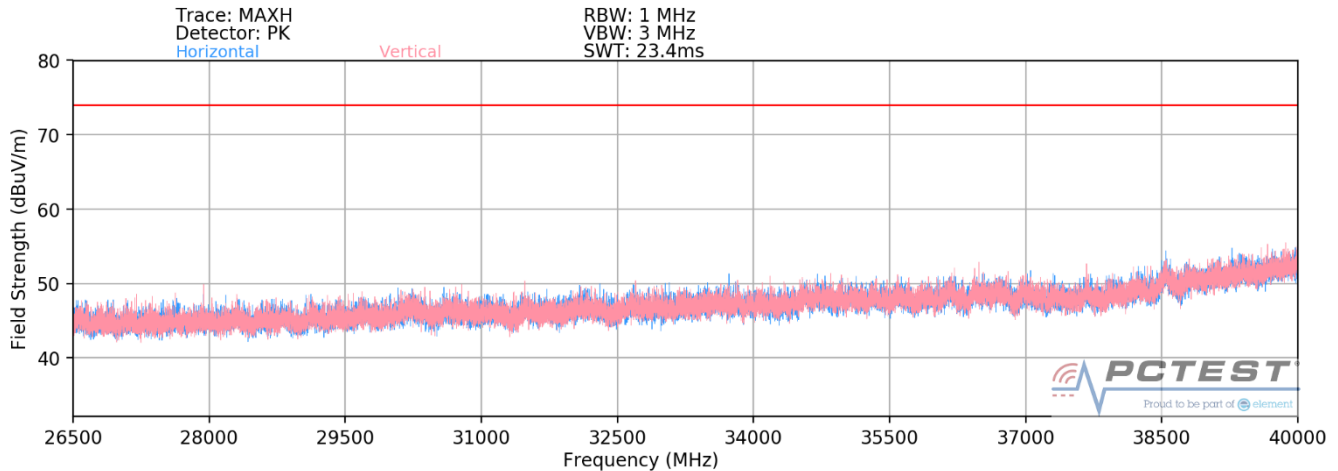


Plot 7-345. Radiated Spurious Plot above 1GHz (5GHz – 2.4 GHz)



Plot 7-346. Radiated Spurious Plot 18GHz – 26.5GHz (5GHz – 2.4 GHz)

FCC ID: A3LSMS901JPN	 PCTEST Proud to be part of 	MEASUREMENT REPORT (CERTIFICATION)		Approved by: Technical Manager
Test Report S/N: 1M2112090153-11.A3L	Test Dates: 09/22 – 12/22/2021	EUT Type: Portable Handset		Page 243 of 295



Plot 7-347. Radiated Spurious Plot above 26.5GHz (5GHz – 2.4 GHz)

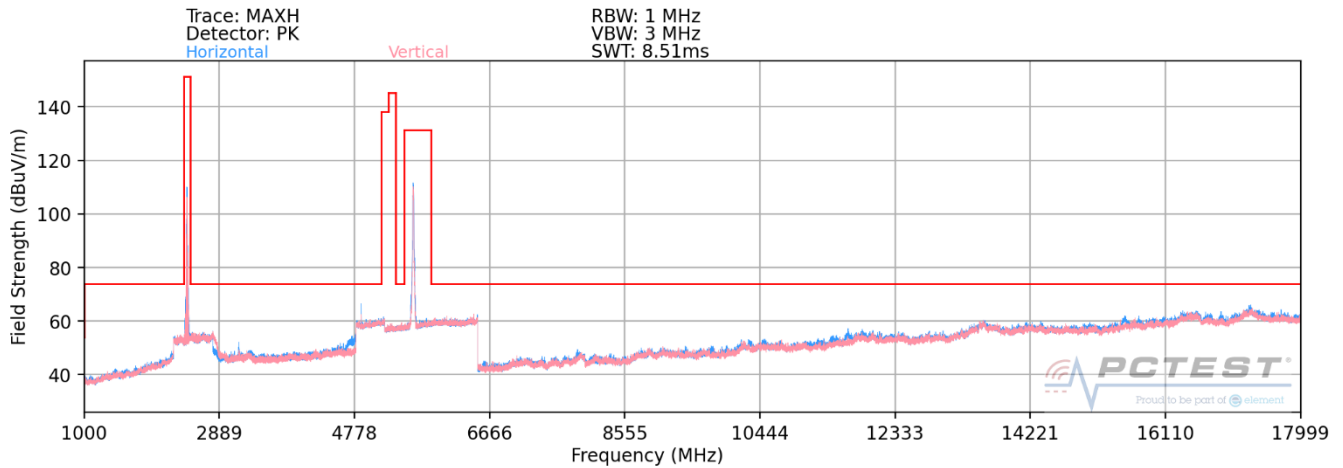
Frequency [MHz]	Detector	Ant. Pol. [H/V]	Antenna Height [cm]	Turntable Azimuth [degree]	Analyzer Level [dBm]	AFCL [dB/m]	Field Strength [dBμV/m]	Limit [dBμV/m]	Margin [dB]
3889.00	Average	H	-	-	-81.04	7.90	33.86	53.98	-20.12
3889.00	Peak	H	-	-	-69.78	7.90	45.12	73.98	-28.86
8763.00	Average	H	-	-	-85.37	18.13	39.76	53.98	-14.22
8763.00	Peak	H	-	-	-74.09	18.13	51.04	73.98	-22.94
11926.00	Average	H	-	-	-85.15	23.31	45.16	53.98	-8.82
11926.00	Peak	H	-	-	-74.47	23.31	55.84	73.98	-18.14
15089.00	Peak	H	-	-	-77.27	28.31	58.04	68.20	-10.16

Table 7-90. Radiated Measurements (ANT1 5GHz – ANT2 2.4GHz)

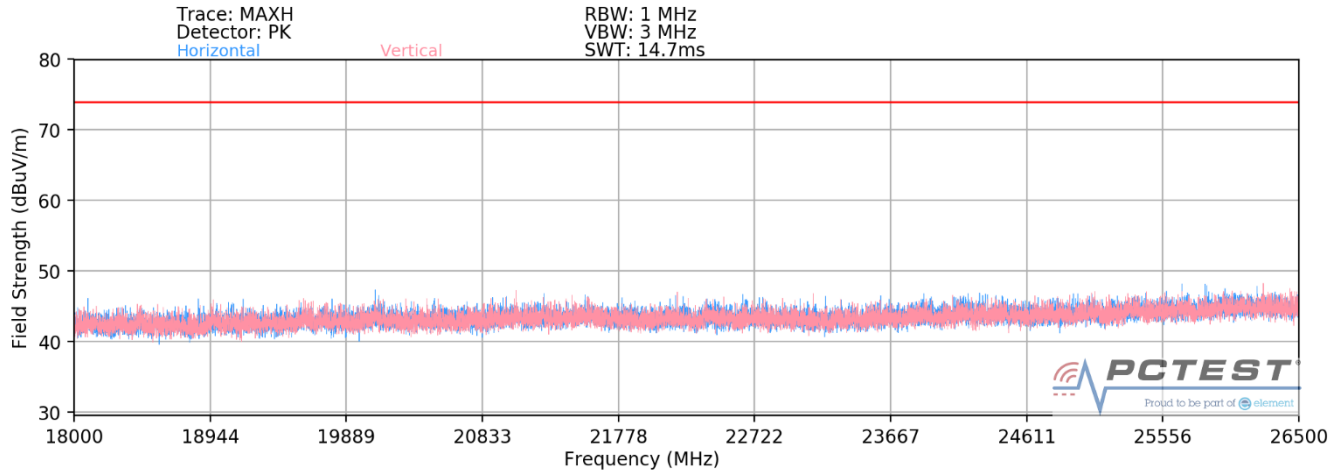
FCC ID: A3LSMS901JPN		MEASUREMENT REPORT (CERTIFICATION)		Approved by: Technical Manager
Test Report S/N: 1M2112090153-11.A3L	Test Dates: 09/22 – 12/22/2021	EUT Type: Portable Handset		Page 244 of 295

Description	2.4 GHz Emission	5 GHz Emission
Antenna	1,2	1,2
Channel	6	120
Operating Frequency (MHz)	2437	5600
Data Rate (Mbps)	1Mbps	6Mbps
Mode	b	a

Table 7-91. Dual Band Simultaneous Transmission

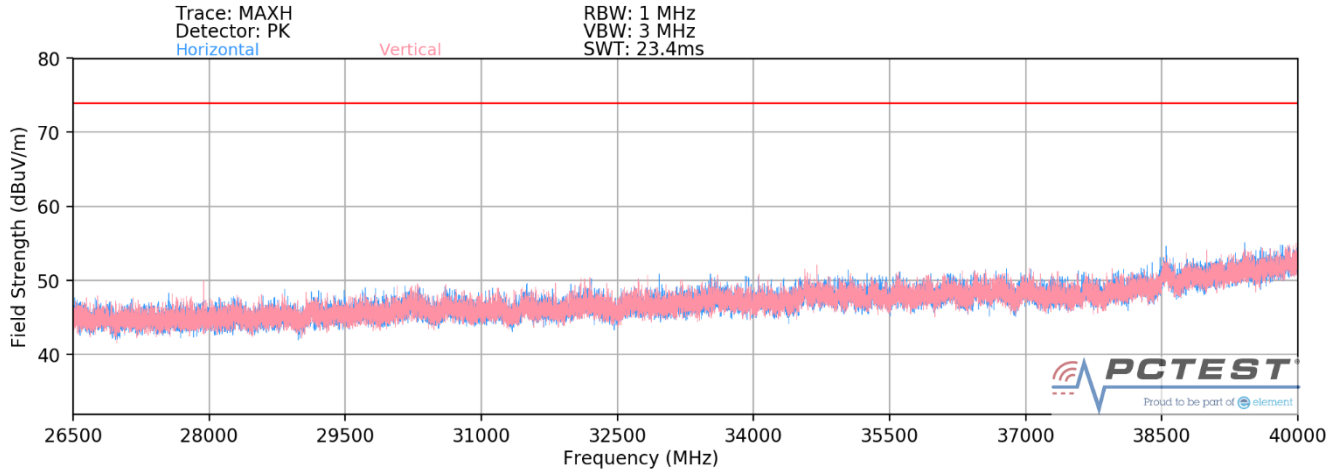


Plot 7-348. Radiated Spurious Plot above 1GHz (Dual Band Simult. Tx)



Plot 7-349. Radiated Spurious Plot 18GHz – 26.5GHz (Dual Band Simult. Tx)

FCC ID: A3LSMS901JPN	 PCTEST Proud to be part of 	MEASUREMENT REPORT (CERTIFICATION)		Approved by: Technical Manager
Test Report S/N: 1M2112090153-11.A3L	Test Dates: 09/22 – 12/22/2021	EUT Type: Portable Handset		Page 245 of 295



Plot 7-350. Radiated Spurious Plot above 26.5GHz (Dual Band Simult. Tx)

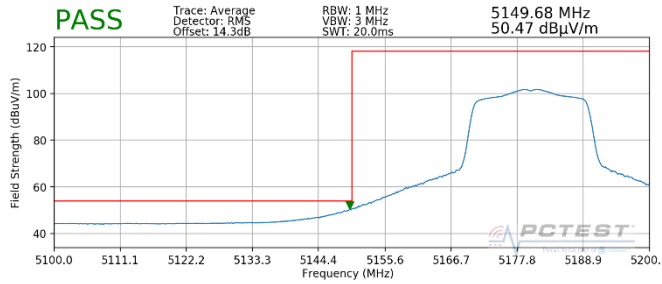
Frequency [MHz]	Detector	Ant. Pol. [H/V]	Antenna Height [cm]	Turntable Azimuth [degree]	Analyzer Level [dBm]	AFCL [dB/m]	Field Strength [dBμV/m]	Limit [dBμV/m]	Margin [dB]
* 3889.00	Average	H	-	-	-81.39	7.90	33.51	53.98	-20.47
* 3889.00	Peak	H	-	-	-70.32	7.90	44.58	73.98	-29.40
* 8763.00	Average	H	-	-	-84.96	18.13	40.17	53.98	-13.81
* 8763.00	Peak	H	-	-	-73.56	18.13	51.57	73.98	-22.41
* 11926.00	Average	H	-	-	-85.57	23.31	44.74	53.98	-9.24
* 11926.00	Peak	H	-	-	-74.49	23.31	55.82	73.98	-18.16
15089.00	Peak	H	-	-	-78.01	28.31	57.30	68.20	-10.90

Table 7-92. Radiated Measurements (Dual Band Simult. Tx)

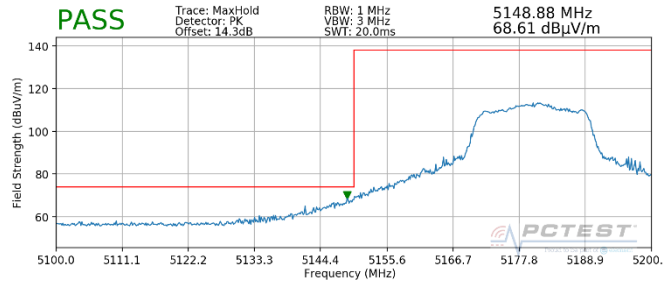
FCC ID: A3LSMS901JPN	 PCTEST® Proud to be part of element	MEASUREMENT REPORT (CERTIFICATION)		Approved by: Technical Manager
Test Report S/N: 1M2112090153-11.A3L	Test Dates: 09/22 – 12/22/2021	EUT Type: Portable Handset		Page 246 of 295

SISO Antenna-1 Radiated Band Edge Measurements (20MHz BW) §15.407(b.1)(b.2) §15.205 §15.209; RSS-Gen [8.9]; RSS-Gen [8.9]

Worst Case Mode:	802.11ax
Worst Case Transfer Rate:	MCS0
Distance of Measurements:	3 Meters
Operating Frequency:	5180MHz
Channel:	36

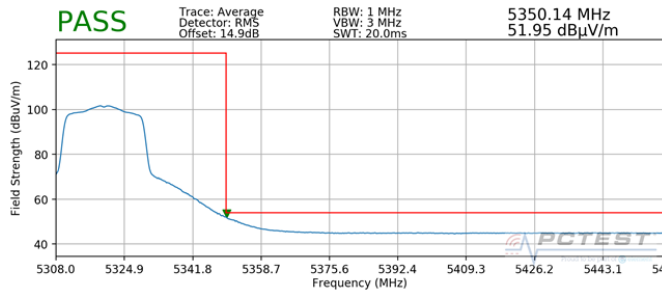


Plot 7-351. Radiated Lower Band Edge Plot SISO ANT1 (Average – UNII Band 1)

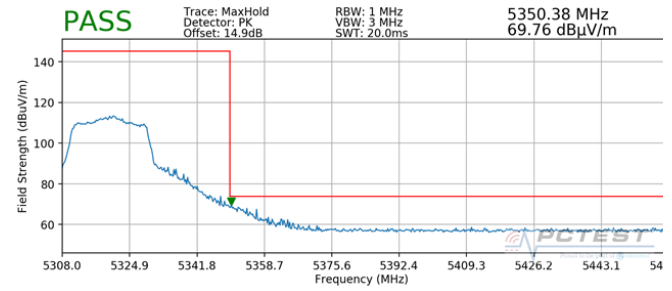


Plot 7-352. Radiated Lower Band Edge Plot SISO ANT1 (Peak – UNII Band 1)

Worst Case Mode:	802.11ax
Worst Case Transfer Rate:	MCS0
Distance of Measurements:	3 Meters
Operating Frequency:	5320MHz
Channel:	64



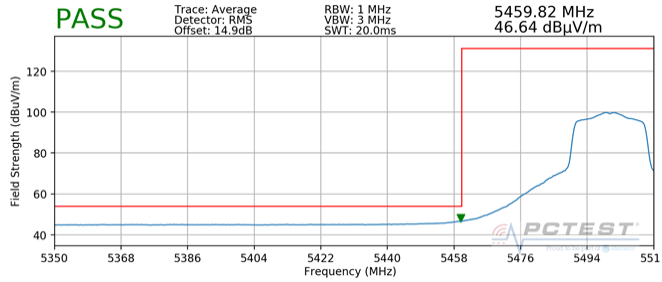
Plot 7-353. Radiated Upper Band Edge Plot SISO ANT1 (Average – UNII Band 2A)



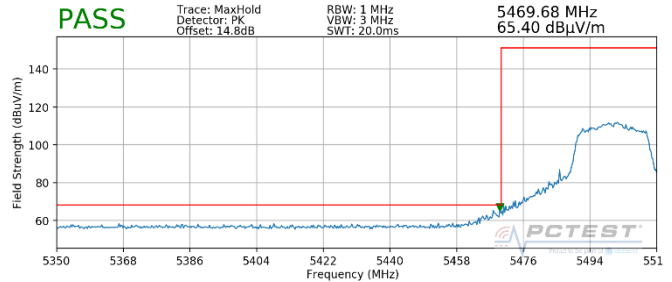
Plot 7-354. Radiated Upper Band Edge Plot SISO ANT1 (Peak – UNII Band 2A)

FCC ID: A3LSMS901JPN		MEASUREMENT REPORT (CERTIFICATION)		Approved by: Technical Manager
Test Report S/N: 1M2112090153-11.A3L	Test Dates: 09/22 – 12/22/2021	EUT Type: Portable Handset		Page 247 of 295

Worst Case Mode: 802.11ax
 Worst Case Transfer Rate: MCS0
 Distance of Measurements: 3 Meters
 Operating Frequency: 5500MHz
 Channel: 100

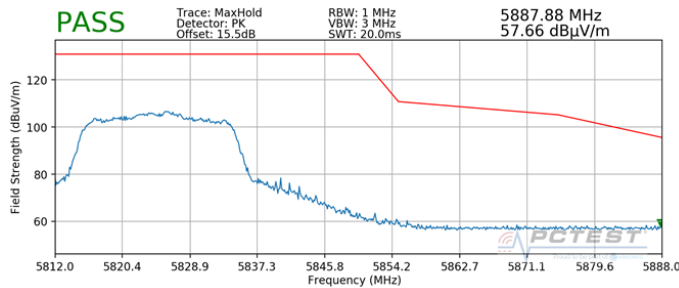


Plot 7-355. Radiated Lower Band Edge Plot SISO ANT1 (Average – UNII Band 2C)



Plot 7-356. Radiated Lower Band Edge Plot SISO ANT1 (Peak – UNII Band 2C)

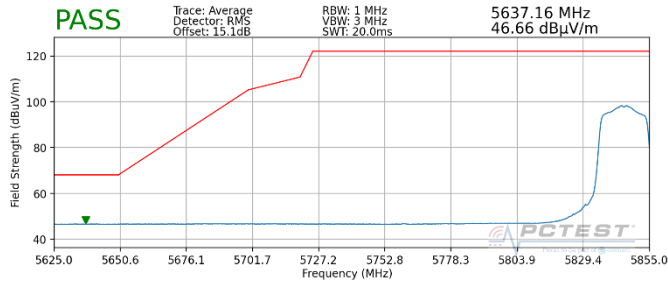
Worst Case Mode: 802.11ax
 Worst Case Transfer Rate: MCS0
 Distance of Measurements: 3 Meters
 Operating Frequency: 5825MHz
 Channel: 165



Plot 7-357. Radiated Upper Band Edge Plot SISO ANT1 (Peak – UNII Band 3)

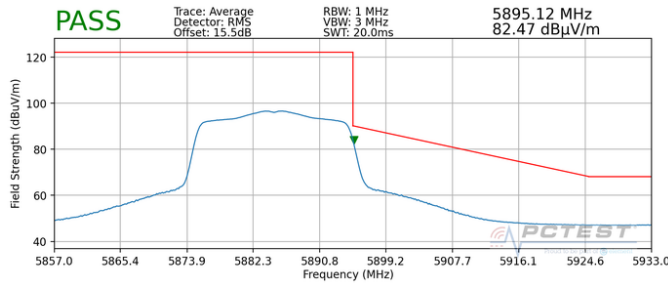
FCC ID: A3LSMS901JPN		MEASUREMENT REPORT (CERTIFICATION)		Approved by: Technical Manager
Test Report S/N: 1M2112090153-11.A3L	Test Dates: 09/22 – 12/22/2021	EUT Type: Portable Handset		Page 248 of 295

Worst Case Mode: 802.11n
 Worst Case Transfer Rate: MCS0
 Distance of Measurements: 3 Meters
 Operating Frequency: 5845MHz
 Channel: 169



Plot 7-358. Radiated Lower Band Edge Plot SISO ANT1 (Average – UNII Band 4)

Worst Case Mode: 802.11ax
 Worst Case Transfer Rate: MCS0
 Distance of Measurements: 3 Meters
 Operating Frequency: 5885MHz
 Channel: 177

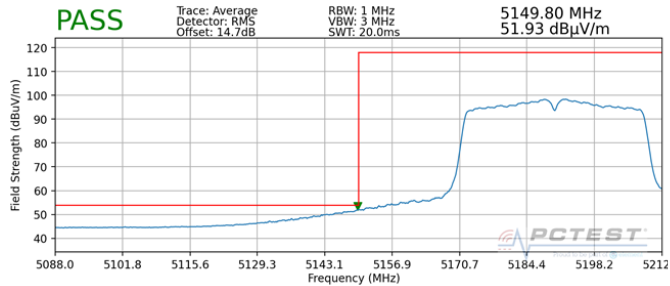


Plot 7-359. Radiated Upper Band Edge Plot SISO ANT1 (Average – UNII Band 4)

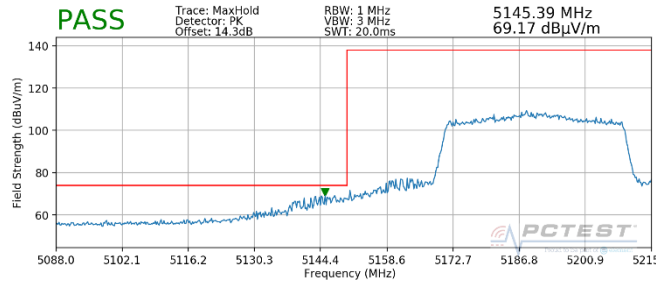
FCC ID: A3LSMS901JPN		MEASUREMENT REPORT (CERTIFICATION)		Approved by: Technical Manager
Test Report S/N: 1M2112090153-11.A3L	Test Dates: 09/22 – 12/22/2021	EUT Type: Portable Handset	Page 249 of 295	

7.6.5 SISO Antenna-1 Radiated Band Edge Measurements (40MHz BW) §15.407(b.1)(b.2) §15.205 §15.209; RSS-Gen [8.9]

Worst Case Mode:	802.11n
Worst Case Transfer Rate:	MCS0
Distance of Measurements:	3 Meters
Operating Frequency:	5190MHz
Channel:	38

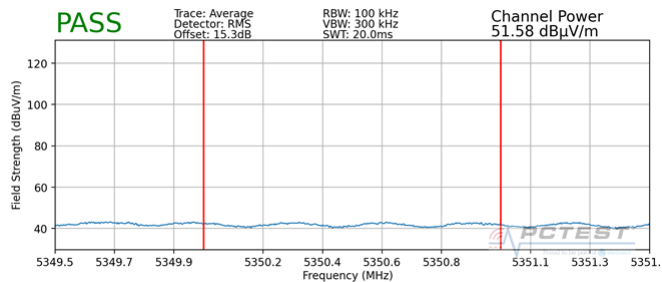


Plot 7-360. Radiated Lower Band Edge Plot SISO ANT1 (Average – UNII Band 1)

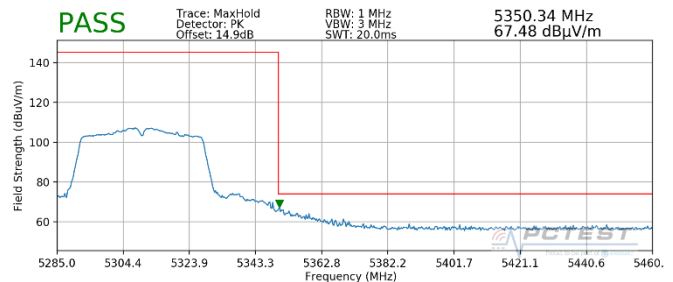


Plot 7-361. Radiated Lower Band Edge Plot SISO ANT1 (Peak – UNII Band 1)

Worst Case Mode:	802.11ac
Worst Case Transfer Rate:	MCS0
Distance of Measurements:	3 Meters
Operating Frequency:	5310MHz
Channel:	62



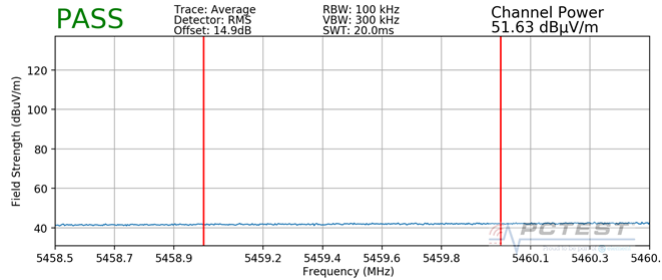
Plot 7-362. Radiated Upper Band Edge Plot SISO ANT1 (Average – UNII Band 2A)



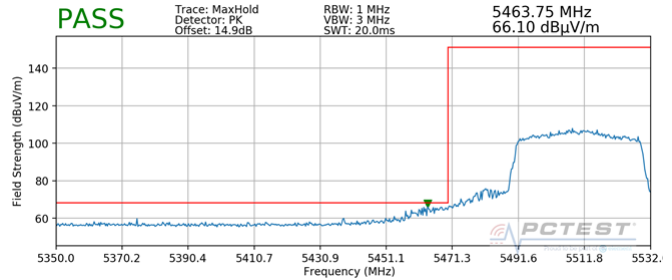
Plot 7-363. Radiated Upper Band Edge Plot SISO ANT1 (Peak – UNII Band 2A)

FCC ID: A3LSMS901JPN		MEASUREMENT REPORT (CERTIFICATION)		Approved by: Technical Manager
Test Report S/N: 1M2112090153-11.A3L	Test Dates: 09/22 – 12/22/2021	EUT Type: Portable Handset		Page 250 of 295

Worst Case Mode: 802.11ax
 Worst Case Transfer Rate: MCS0
 Distance of Measurements: 3 Meters
 Operating Frequency: 5510MHz
 Channel: 102

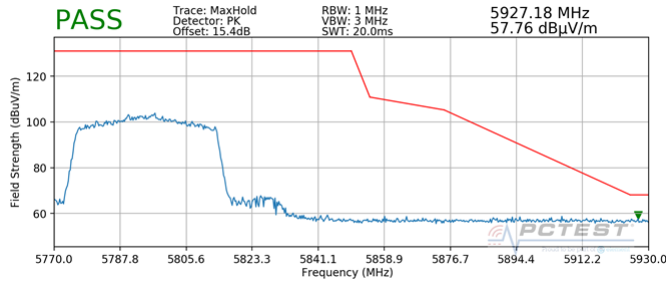


Plot 7-364. Radiated Lower Band Edge Plot SISO ANT1 (Average – UNII Band 2C)



Plot 7-365. Radiated Lower Band Edge Plot SISO ANT1 (Peak – UNII Band 2C)

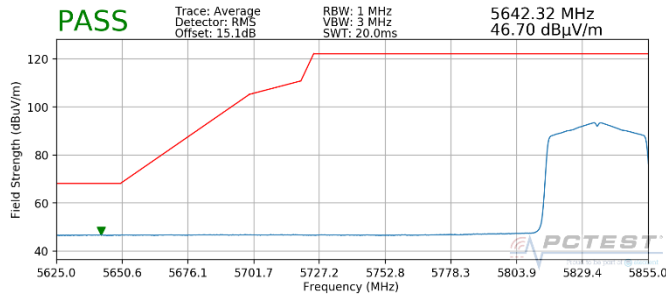
Worst Case Mode: 802.11ax
 Worst Case Transfer Rate: MCS0
 Distance of Measurements: 3 Meters
 Operating Frequency: 5795MHz
 Channel: 159



Plot 7-366. Radiated Upper Band Edge Plot SISO ANT1 (Peak – UNII Band 3)

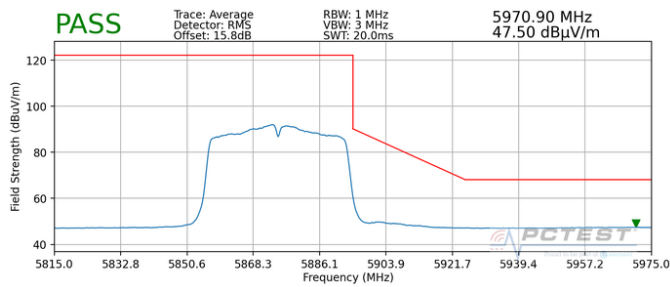
FCC ID: A3LSMS901JPN		MEASUREMENT REPORT (CERTIFICATION)		Approved by: Technical Manager
Test Report S/N: 1M2112090153-11.A3L	Test Dates: 09/22 – 12/22/2021	EUT Type: Portable Handset		Page 251 of 295

Worst Case Mode: 802.11ac
 Worst Case Transfer Rate: MCS0
 Distance of Measurements: 3 Meters
 Operating Frequency: 5835MHz
 Channel: 167



Plot 7-367. Radiated Lower Band Edge Plot SISO ANT1 (Average - UNII Band 4)

Worst Case Mode: 802.11ac
 Worst Case Transfer Rate: MCS0
 Distance of Measurements: 3 Meters
 Operating Frequency: 5875MHz
 Channel: 175

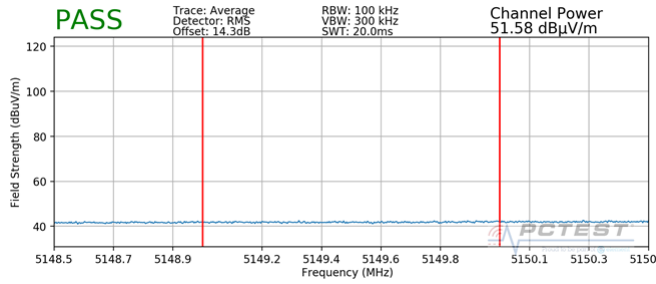


Plot 7-368. Radiated Upper Band Edge Plot SISO ANT1 (Average - UNII Band 4)

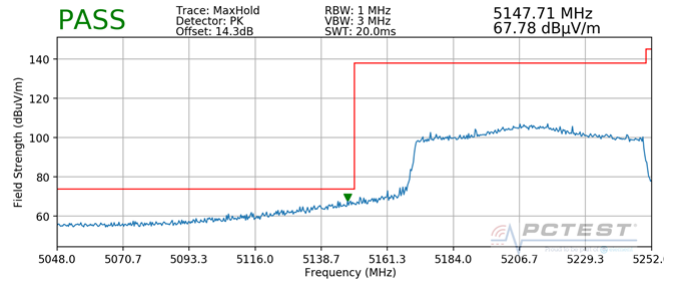
FCC ID: A3LSMS901JPN		MEASUREMENT REPORT (CERTIFICATION)		Approved by: Technical Manager
Test Report S/N: 1M2112090153-11.A3L	Test Dates: 09/22 - 12/22/2021	EUT Type: Portable Handset		Page 252 of 295

7.6.6 SISO Antenna-1 Radiated Band Edge Measurements (80MHz BW) §15.407(b.1)(b.2) §15.205 §15.209; RSS-Gen [8.9]

Worst Case Mode:	802.11ax
Worst Case Transfer Rate:	MCS0
Distance of Measurements:	3 Meters
Operating Frequency:	5210MHz
Channel:	42

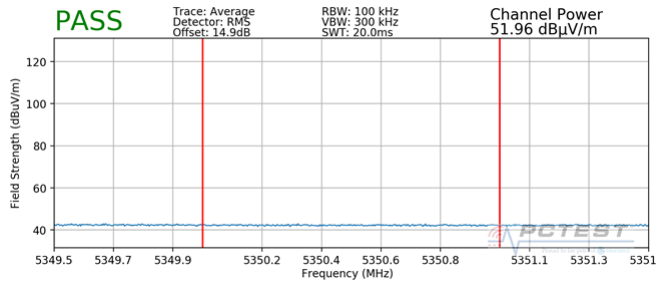


Plot 7-369. Radiated Lower Band Edge Plot SISO ANT1 (Average – UNII Band 1)

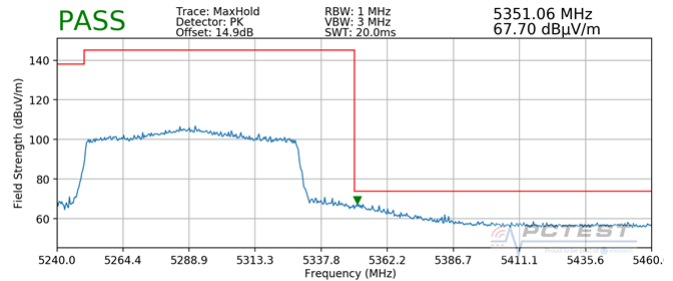


Plot 7-370. Radiated Lower Band Edge Plot SISO ANT1 (Peak – UNII Band 1)

Worst Case Mode:	802.11ax
Worst Case Transfer Rate:	MCS0
Distance of Measurements:	3 Meters
Operating Frequency:	5290MHz
Channel:	58



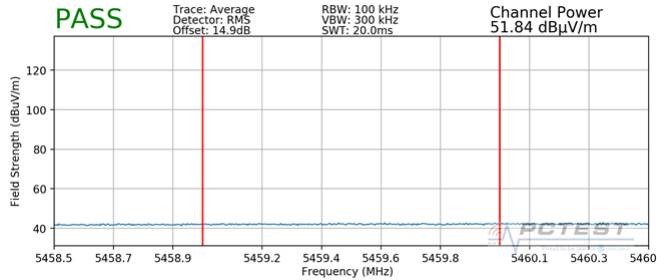
Plot 7-371. Radiated Upper Band Edge Plot SISO ANT1 (Average – UNII Band 2A)



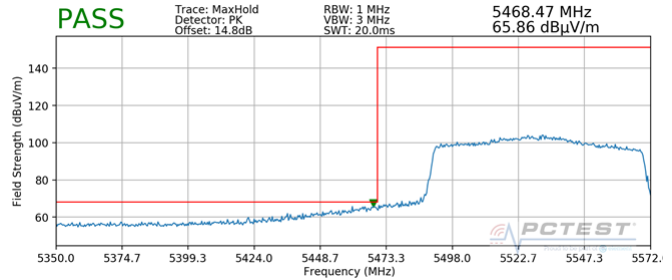
Plot 7-372. Radiated Upper Band Edge Plot SISO ANT1 (Peak – UNII Band 2A)

FCC ID: A3LSMS901JPN		MEASUREMENT REPORT (CERTIFICATION)		Approved by: Technical Manager
Test Report S/N: 1M2112090153-11.A3L	Test Dates: 09/22 – 12/22/2021	EUT Type: Portable Handset		Page 253 of 295

Worst Case Mode: 802.11ax
 Worst Case Transfer Rate: MCS0
 Distance of Measurements: 3 Meters
 Operating Frequency: 5530MHz
 Channel: 106

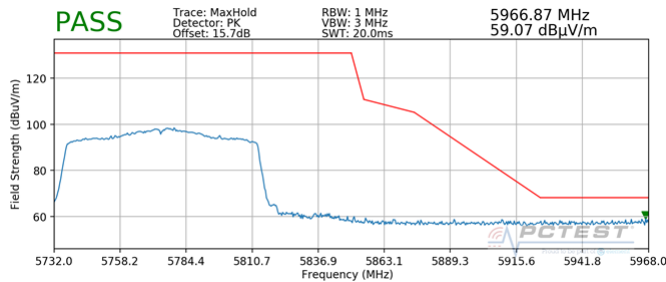


Plot 7-373. Radiated Lower Band Edge Plot SISO ANT1 (Average – UNII Band 2C)



Plot 7-374. Radiated Lower Band Edge Plot SISO ANT1 (Peak – UNII Band 2C)

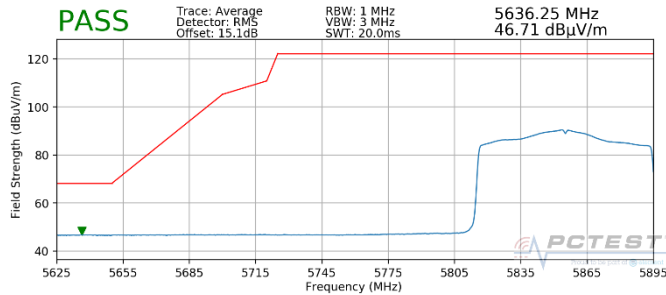
Worst Case Mode: 802.11ac
 Worst Case Transfer Rate: MCS0
 Distance of Measurements: 3 Meters
 Operating Frequency: 5775MHz
 Channel: 155



Plot 7-375. Radiated Upper Band Edge Plot SISO ANT1 (Peak – UNII Band 3)

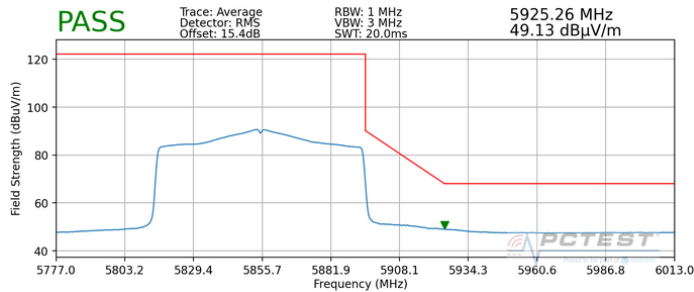
FCC ID: A3LSMS901JPN		MEASUREMENT REPORT (CERTIFICATION)		Approved by: Technical Manager
Test Report S/N: 1M2112090153-11.A3L	Test Dates: 09/22 – 12/22/2021	EUT Type: Portable Handset		Page 254 of 295

Worst Case Mode: 802.11ax
 Worst Case Transfer Rate: MCS0
 Distance of Measurements: 3 Meters
 Operating Frequency: 5855MHz
 Channel: 171



Plot 7-376. Radiated Lower Band Edge Plot SISO ANT1 (Average - UNII Band 4)

Worst Case Mode: 802.11ax
 Worst Case Transfer Rate: MCS0
 Distance of Measurements: 3 Meters
 Operating Frequency: 5855MHz
 Channel: 171

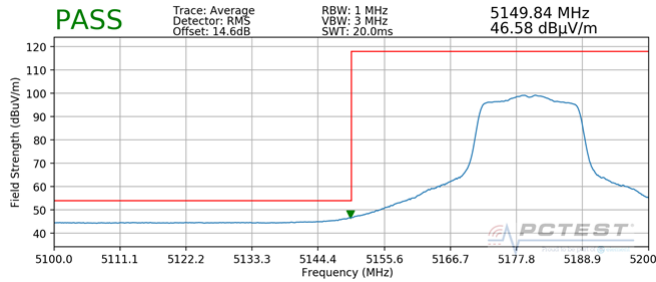


Plot 7-377. Radiated Upper Band Edge Plot SISO ANT1 (Average - UNII Band 4)

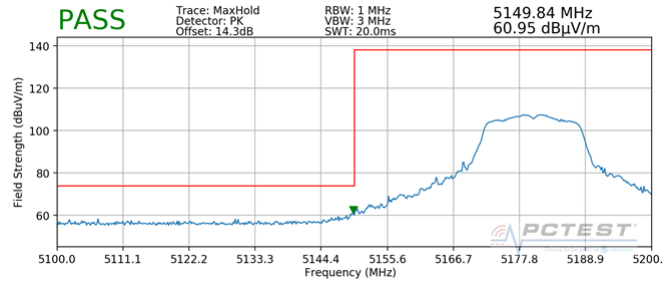
FCC ID: A3LSMS901JPN		MEASUREMENT REPORT (CERTIFICATION)		Approved by: Technical Manager
Test Report S/N: 1M2112090153-11.A3L	Test Dates: 09/22 - 12/22/2021	EUT Type: Portable Handset		Page 255 of 295

7.6.7 SISO Antenna-2 Radiated Band Edge Measurements (20MHz BW) §15.407(b.1)(b.2) §15.205 §15.209; RSS-Gen [8.9]

Worst Case Mode:	802.11a
Worst Case Transfer Rate:	6Mbps
Distance of Measurements:	3 Meters
Operating Frequency:	5180MHz
Channel:	36

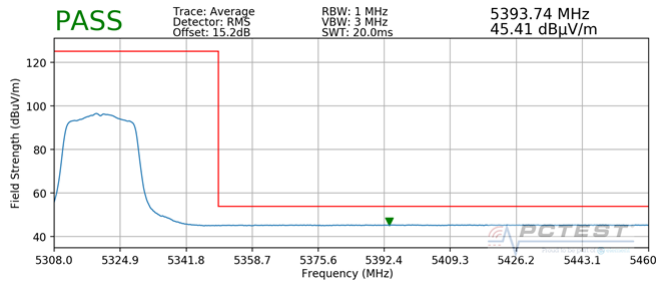


Plot 7-378. Radiated Lower Band Edge Plot SISO ANT2 (Average – UNII Band 1)

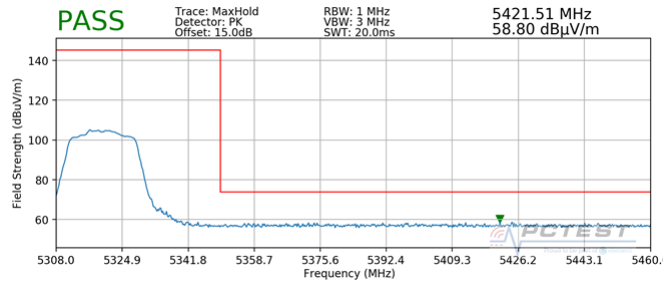


Plot 7-379. Radiated Lower Band Edge Plot SISO ANT2 (Peak – UNII Band 1)

Worst Case Mode:	802.11ac
Worst Case Transfer Rate:	MCS0
Distance of Measurements:	3 Meters
Operating Frequency:	5320MHz
Channel:	64



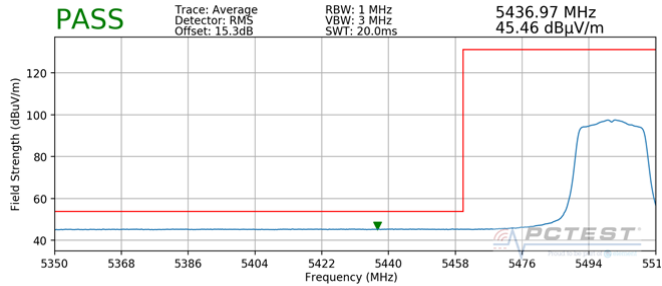
Plot 7-380. Radiated Upper Band Edge Plot SISO ANT2 (Average – UNII Band 2A)



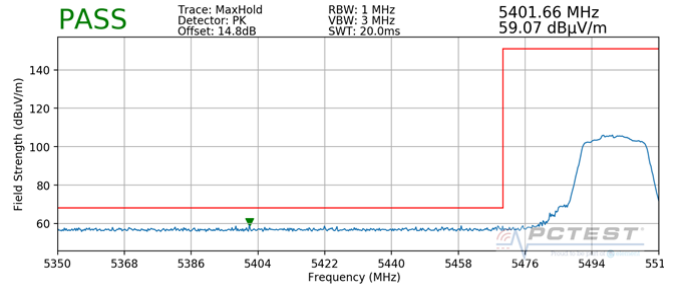
Plot 7-381. Radiated Upper Band Edge Plot SISO ANT2 (Peak – UNII Band 2A)

FCC ID: A3LSMS901JPN		MEASUREMENT REPORT (CERTIFICATION)		Approved by: Technical Manager
Test Report S/N: 1M2112090153-11.A3L	Test Dates: 09/22 – 12/22/2021	EUT Type: Portable Handset		Page 256 of 295

Worst Case Mode: 802.11ac
 Worst Case Transfer Rate: MCS0
 Distance of Measurements: 3 Meters
 Operating Frequency: 5500MHz
 Channel: 100

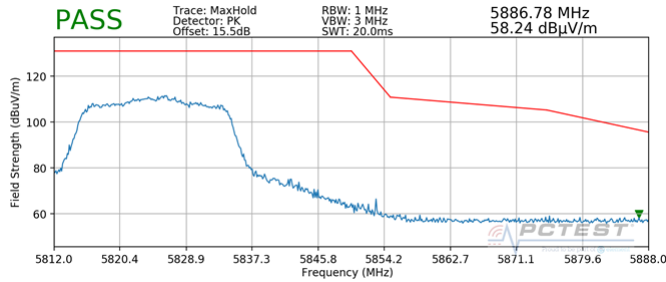


Plot 7-382. Radiated Lower Band Edge Plot SISO ANT2 (Average – UNII Band 2C)



Plot 7-383. Radiated Lower Band Edge Plot SISO ANT2 (Peak – UNII Band 2C)

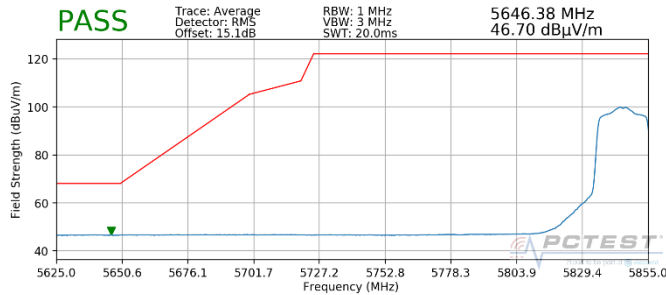
Worst Case Mode: 802.11ax
 Worst Case Transfer Rate: MCS0
 Distance of Measurements: 3 Meters
 Operating Frequency: 5825MHz
 Channel: 165



Plot 7-384. Radiated Upper Band Edge Plot SISO ANT2 (Peak – UNII Band 3)

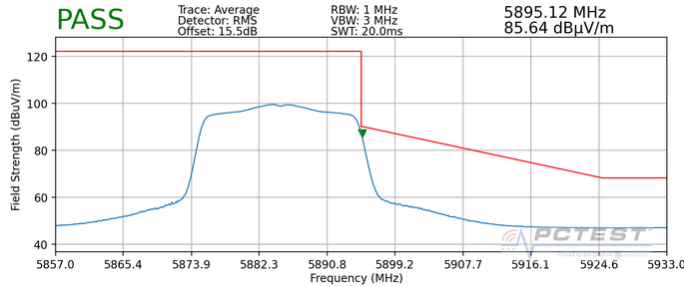
FCC ID: A3LSMS901JPN		MEASUREMENT REPORT (CERTIFICATION)		Approved by: Technical Manager
Test Report S/N: 1M2112090153-11.A3L	Test Dates: 09/22 – 12/22/2021	EUT Type: Portable Handset		Page 257 of 295

Worst Case Mode: 802.11ax
 Worst Case Transfer Rate: MCS0
 Distance of Measurements: 3 Meters
 Operating Frequency: 5845MHz
 Channel: 169



**Plot 7-385. Radiated Lower Band Edge Plot SISO
 ANT2 (Average - UNII Band 4)**

Worst Case Mode: 802.11ax
 Worst Case Transfer Rate: MCS0
 Distance of Measurements: 3 Meters
 Operating Frequency: 5885MHz
 Channel: 177

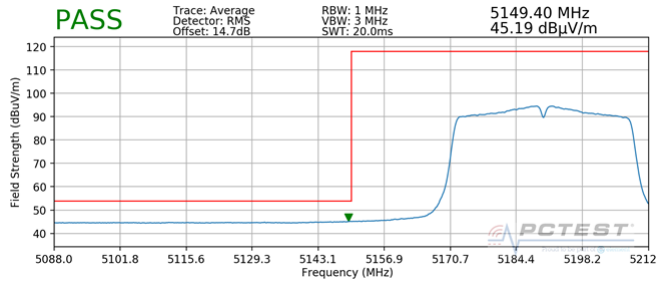


**Plot 7-386. Radiated Upper Band Edge Plot SISO
 ANT2 (Average - UNII Band 4)**

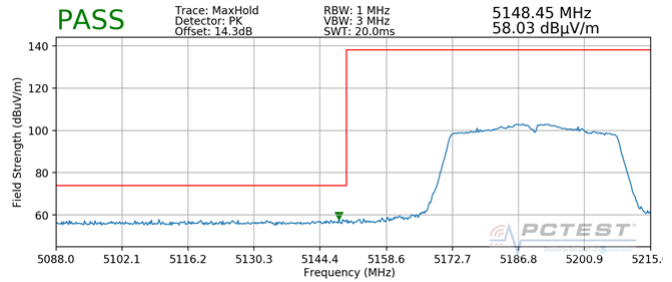
FCC ID: A3LSMS901JPN		MEASUREMENT REPORT (CERTIFICATION)		Approved by: Technical Manager
Test Report S/N: 1M2112090153-11.A3L	Test Dates: 09/22 - 12/22/2021	EUT Type: Portable Handset		Page 258 of 295

7.6.8 SISO Antenna-2 Radiated Band Edge Measurements (40MHz BW) §15.407(b.1)(b.2) §15.205 §15.209; RSS-Gen [8.9]

Worst Case Mode: 802.11ac
 Worst Case Transfer Rate: MCS0
 Distance of Measurements: 3 Meters
 Operating Frequency: 5190MHz
 Channel: 38

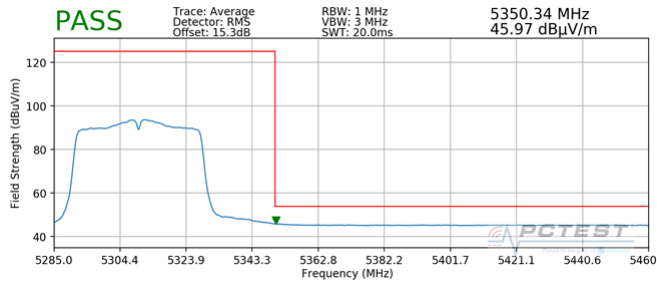


Plot 7-387. Radiated Lower Band Edge Plot SISO ANT2 (Average – UNII Band 1)

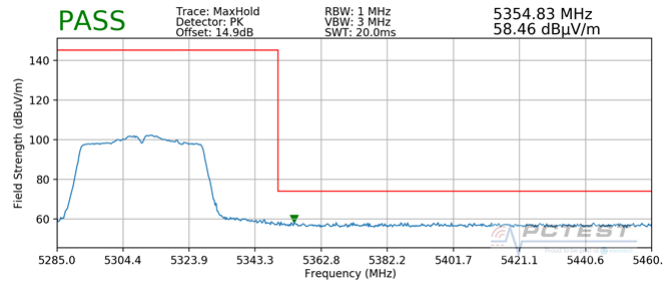


Plot 7-388. Radiated Lower Band Edge Plot SISO ANT2 (Peak – UNII Band 1)

Worst Case Mode: 802.11ac
 Worst Case Transfer Rate: MCS0
 Distance of Measurements: 3 Meters
 Operating Frequency: 5310MHz
 Channel: 62



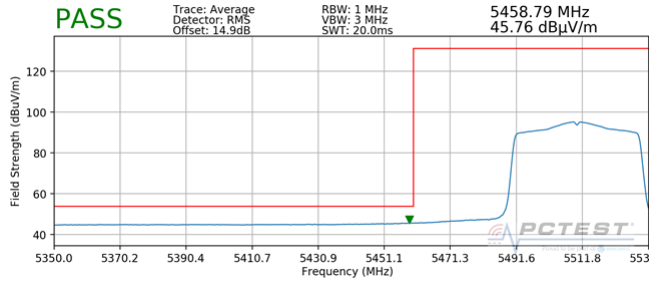
Plot 7-389. Radiated Upper Band Edge Plot SISO ANT2 (Average – UNII Band 2A)



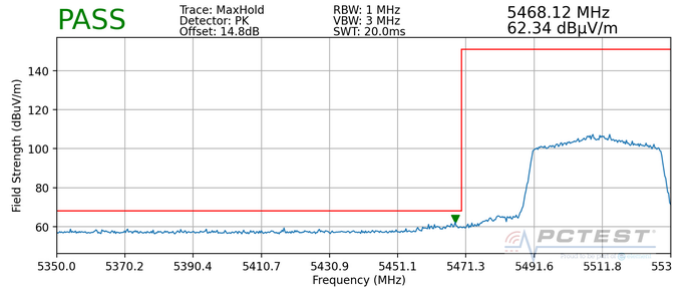
Plot 7-390. Radiated Upper Band Edge Plot SISO ANT2 (Peak – UNII Band 2A)

FCC ID: A3LSMS901JPN		MEASUREMENT REPORT (CERTIFICATION)		Approved by: Technical Manager
Test Report S/N: 1M2112090153-11.A3L	Test Dates: 09/22 – 12/22/2021	EUT Type: Portable Handset		Page 259 of 295

Worst Case Mode: 802.11ax
 Worst Case Transfer Rate: MCS0
 Distance of Measurements: 3 Meters
 Operating Frequency: 5510MHz
 Channel: 102

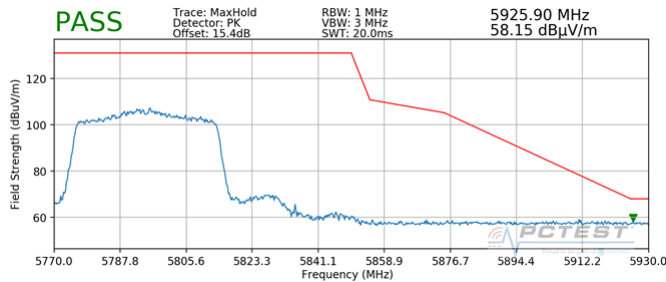


Plot 7-391. Radiated Lower Band Edge Plot SISO ANT2 (Average – UNII Band 2C)



Plot 7-392. Radiated Lower Band Edge Plot SISO ANT2 (Peak – UNII Band 2C)

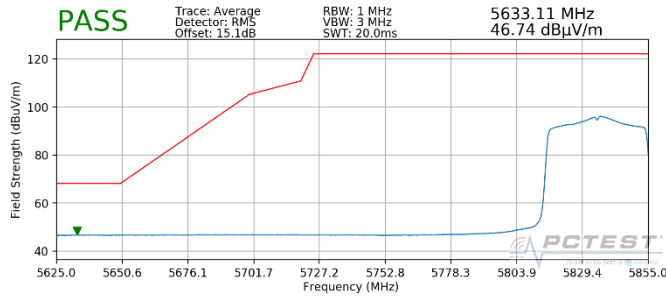
Worst Case Mode: 802.11ax
 Worst Case Transfer Rate: MCS0
 Distance of Measurements: 3 Meters
 Operating Frequency: 5795MHz
 Channel: 159



Plot 7-393. Radiated Upper Band Edge Plot SISO ANT2 (Peak – UNII Band 3)

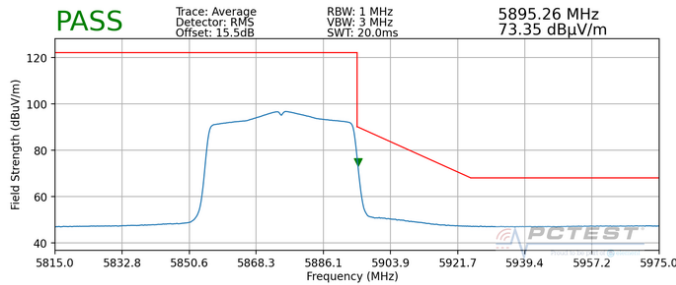
FCC ID: A3LSMS901JPN		MEASUREMENT REPORT (CERTIFICATION)		Approved by: Technical Manager
Test Report S/N: 1M2112090153-11.A3L	Test Dates: 09/22 – 12/22/2021	EUT Type: Portable Handset		Page 260 of 295

Worst Case Mode: 802.11ax
 Worst Case Transfer Rate: MCS0
 Distance of Measurements: 3 Meters
 Operating Frequency: 5835MHz
 Channel: 167



Plot 7-394. Radiated Lower Band Edge Plot SISO ANT2 (Average - UNII Band 4)

Worst Case Mode: 802.11ax
 Worst Case Transfer Rate: MCS0
 Distance of Measurements: 3 Meters
 Operating Frequency: 5875MHz
 Channel: 175

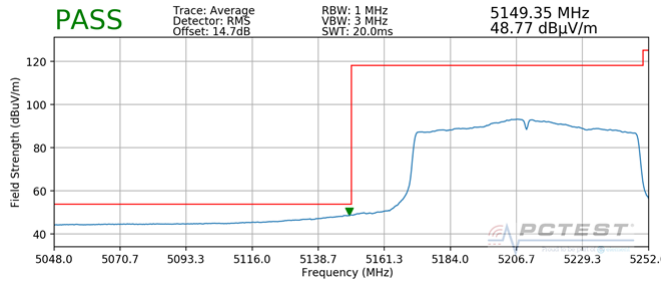


Plot 7-395. Radiated Upper Band Edge Plot SISO ANT2 (Average - UNII Band 4)

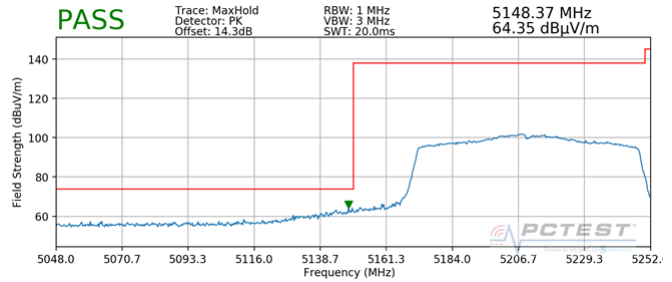
FCC ID: A3LSMS901JPN		MEASUREMENT REPORT (CERTIFICATION)		Approved by: Technical Manager
Test Report S/N: 1M2112090153-11.A3L	Test Dates: 09/22 - 12/22/2021	EUT Type: Portable Handset		Page 261 of 295

7.6.9 SISO Antenna-2 Radiated Band Edge Measurements (80MHz BW) §15.407(b.1)(b.2) §15.205 §15.209; RSS-Gen [8.9]

Worst Case Mode: 802.11ac
 Worst Case Transfer Rate: MCS0
 Distance of Measurements: 3 Meters
 Operating Frequency: 5210MHz
 Channel: 42

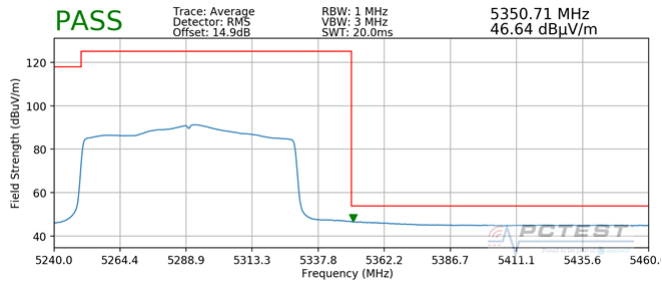


Plot 7-396. Radiated Lower Band Edge Plot SISO ANT2 (Average – UNII Band 1)

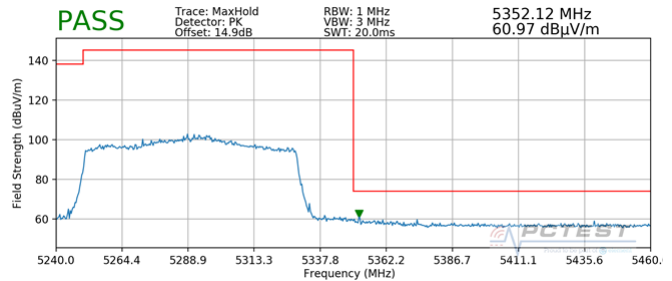


Plot 7-397. Radiated Lower Band Edge Plot SISO ANT2 (Peak – UNII Band 1)

Worst Case Mode: 802.11ax
 Worst Case Transfer Rate: MCS0
 Distance of Measurements: 3 Meters
 Operating Frequency: 5290MHz
 Channel: 58



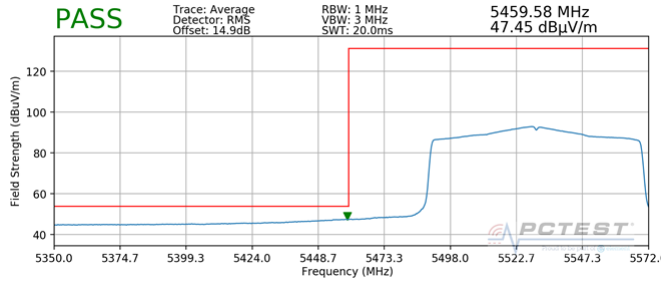
Plot 7-398. Radiated Upper Band Edge Plot SISO ANT2 (Average – UNII Band 2A)



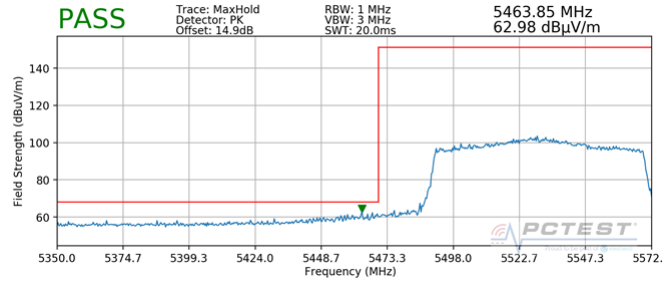
Plot 7-399. Radiated Upper Band Edge Plot SISO ANT2 (Peak – UNII Band 2A)

FCC ID: A3LSMS901JPN		MEASUREMENT REPORT (CERTIFICATION)		Approved by: Technical Manager
Test Report S/N: 1M2112090153-11.A3L	Test Dates: 09/22 – 12/22/2021	EUT Type: Portable Handset		Page 262 of 295

Worst Case Mode: 802.11ax
 Worst Case Transfer Rate: MCS0
 Distance of Measurements: 3 Meters
 Operating Frequency: 5530MHz
 Channel: 106

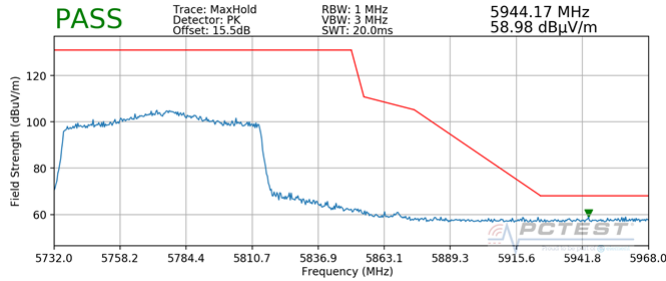


Plot 7-400. Radiated Lower Band Edge Plot SISO ANT2 (Average – UNII Band 2C)



Plot 7-401. Radiated Lower Band Edge Plot SISO ANT2 (Peak – UNII Band 2C)

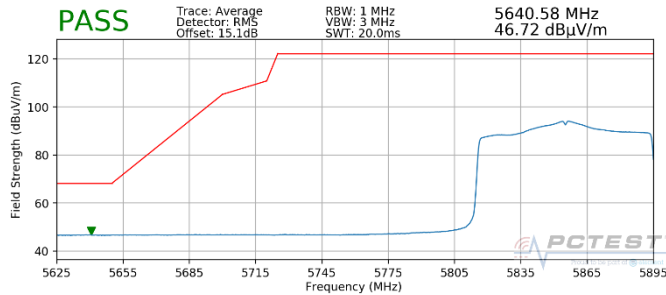
Worst Case Mode: 802.11ax
 Worst Case Transfer Rate: MCS0
 Distance of Measurements: 3 Meters
 Operating Frequency: 5775MHz
 Channel: 155



Plot 7-402. Radiated Upper Band Edge Plot SISO ANT2 (Peak – UNII Band 3)

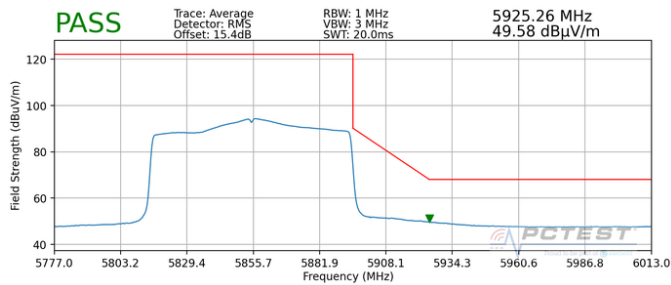
FCC ID: A3LSMS901JPN		MEASUREMENT REPORT (CERTIFICATION)		Approved by: Technical Manager
Test Report S/N: 1M2112090153-11.A3L	Test Dates: 09/22 – 12/22/2021	EUT Type: Portable Handset		Page 263 of 295

Worst Case Mode: 802.11ax
 Worst Case Transfer Rate: MCS0
 Distance of Measurements: 3 Meters
 Operating Frequency: 5855MHz
 Channel: 171



Plot 7-403. Radiated Lower Band Edge Plot SISO ANT2 (Average - UNII Band 4)

Worst Case Mode: 802.11ax
 Worst Case Transfer Rate: MCS0
 Distance of Measurements: 3 Meters
 Operating Frequency: 5855MHz
 Channel: 171

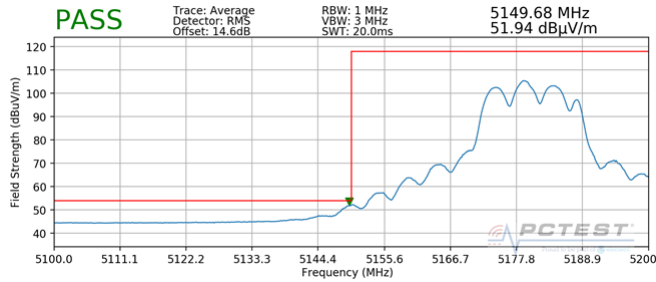


Plot 7-404. Radiated Upper Band Edge Plot SISO ANT2 (Average - UNII Band 4)

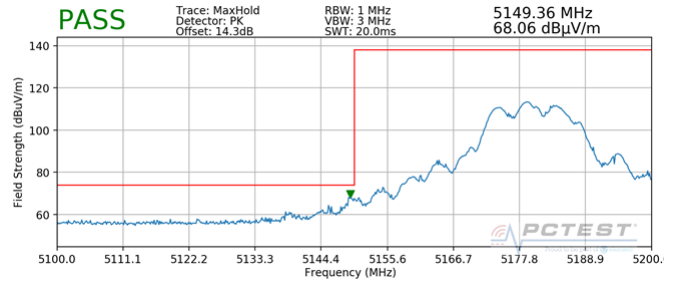
FCC ID: A3LSMS901JPN		MEASUREMENT REPORT (CERTIFICATION)		Approved by: Technical Manager
Test Report S/N: 1M2112090153-11.A3L	Test Dates: 09/22 - 12/22/2021	EUT Type: Portable Handset	Page 264 of 295	

7.6.10 MIMO Radiated Band Edge Measurements (20MHz BW) §15.407(b.1)(b.2) §15.205 §15.209; RSS-Gen [8.9]

Worst Case Mode: 802.11a
 Worst Case Transfer Rate: 6Mbps
 Distance of Measurements: 3 Meters
 Operating Frequency: 5180MHz
 Channel: 36

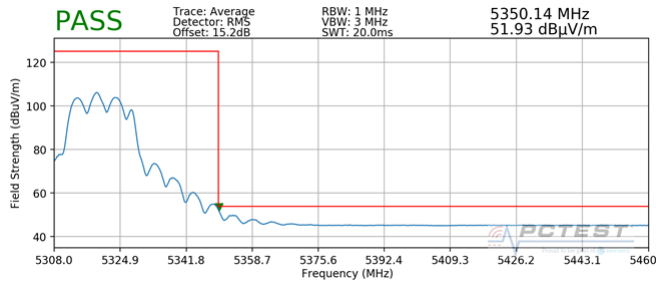


Plot 7-405. Radiated Lower Band Edge Plot MIMO (Average – UNII Band 1)

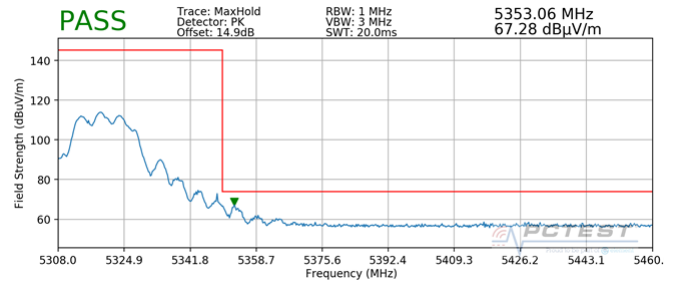


Plot 7-406. Radiated Lower Band Edge Plot MIMO (Peak – UNII Band 1)

Worst Case Mode: 802.11a
 Worst Case Transfer Rate: 6Mbps
 Distance of Measurements: 3 Meters
 Operating Frequency: 5320MHz
 Channel: 64



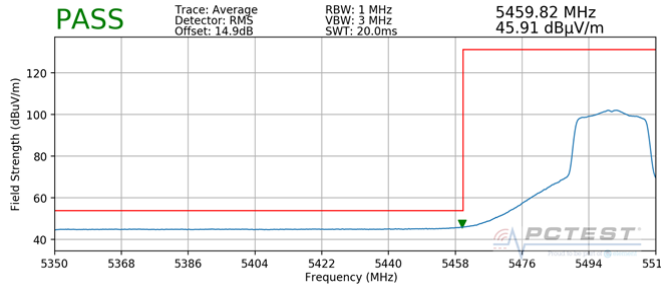
Plot 7-407. Radiated Upper Band Edge Plot MIMO (Average – UNII Band 2A)



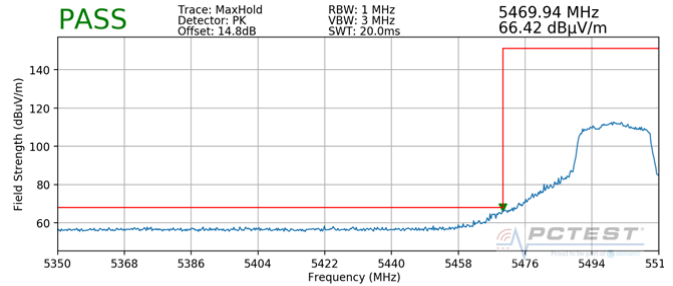
Plot 7-408. Radiated Upper Band Edge Plot MIMO (Peak – UNII Band 2A)

FCC ID: A3LSMS901JPN		MEASUREMENT REPORT (CERTIFICATION)		Approved by: Technical Manager
Test Report S/N: 1M2112090153-11.A3L	Test Dates: 09/22 – 12/22/2021	EUT Type: Portable Handset		Page 265 of 295

Worst Case Mode: 802.11ax
 Worst Case Transfer Rate: MCS0
 Distance of Measurements: 3 Meters
 Operating Frequency: 5500MHz
 Channel: 100

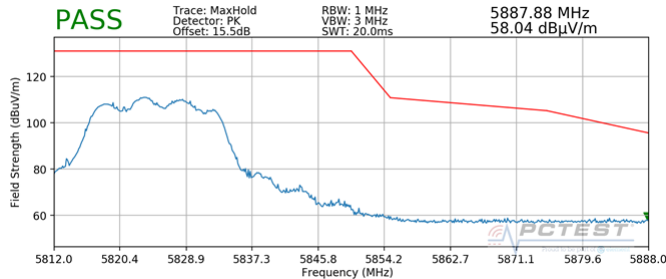


Plot 7-409. Radiated Lower Band Edge Plot MIMO (Average – UNII Band 2C)



Plot 7-410. Radiated Lower Band Edge Plot MIMO (Peak – UNII Band 2C)

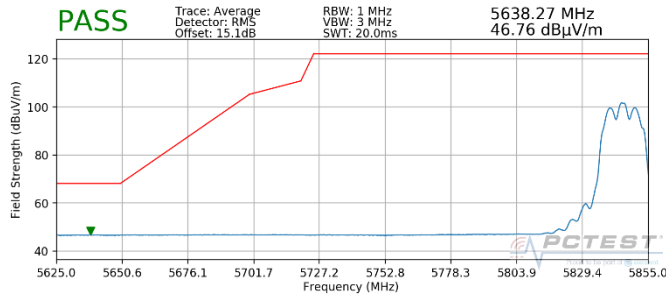
Worst Case Mode: 802.11a
 Worst Case Transfer Rate: 6Mbps
 Distance of Measurements: 3 Meters
 Operating Frequency: 5825MHz
 Channel: 165



Plot 7-411. Radiated Upper Band Edge Plot MIMO (Peak – UNII Band 3)

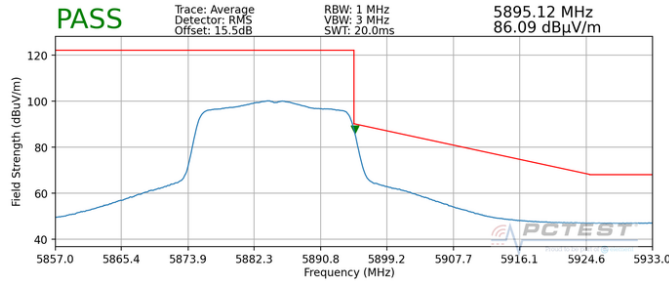
FCC ID: A3LSMS901JPN		MEASUREMENT REPORT (CERTIFICATION)		Approved by: Technical Manager
Test Report S/N: 1M2112090153-11.A3L	Test Dates: 09/22 – 12/22/2021	EUT Type: Portable Handset		Page 266 of 295

Worst Case Mode: 802.11a
 Worst Case Transfer Rate: 6Mbps
 Distance of Measurements: 3 Meters
 Operating Frequency: 5845MHz
 Channel: 169



Plot 7-412. Radiated Lower Band Edge Plot SISO ANT2 (Average – UNII Band 4)

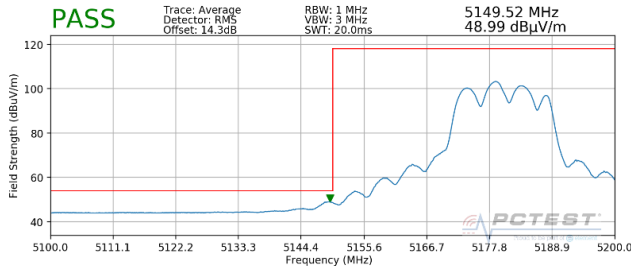
Worst Case Mode: 802.11ax
 Worst Case Transfer Rate: MCS0
 Distance of Measurements: 3 Meters
 Operating Frequency: 5885MHz
 Channel: 177



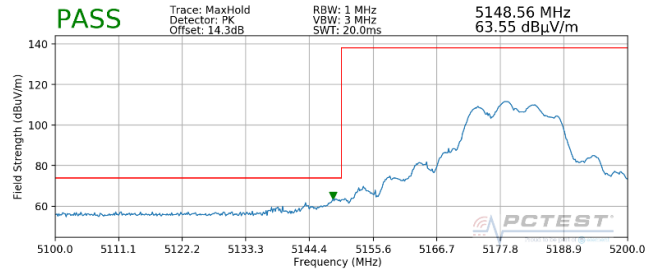
Plot 7-413. Radiated Upper Band Edge Plot SISO ANT2 (Average – UNII Band 4)

FCC ID: A3LSMS901JPN		MEASUREMENT REPORT (CERTIFICATION)		Approved by: Technical Manager
Test Report S/N: 1M2112090153-11.A3L	Test Dates: 09/22 – 12/22/2021	EUT Type: Portable Handset	Page 267 of 295	

Worst Case Mode:	802.11a
Worst Case Transfer Rate:	6Mbps
Distance of Measurements:	3 Meters
Operating Frequency:	5180MHz
Channel:	36



Plot 7-414. Radiated Lower Band Edge Plot MIMO WCP (Average – UNII Band 1)

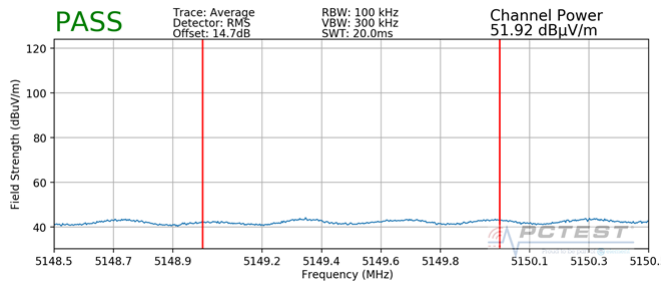


Plot 7-415. Radiated Lower Band Edge Plot MIMO WCP (Peak – UNII Band 1)

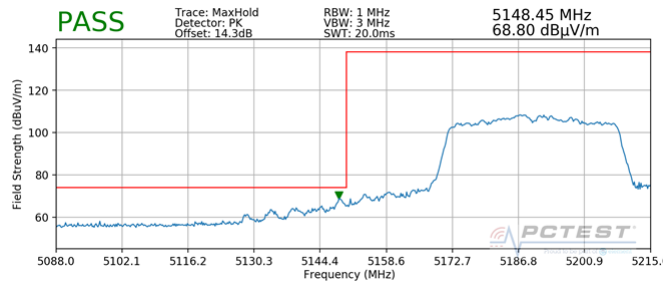
FCC ID: A3LSMS901JPN		MEASUREMENT REPORT (CERTIFICATION)		Approved by: Technical Manager
Test Report S/N: 1M2112090153-11.A3L	Test Dates: 09/22 – 12/22/2021	EUT Type: Portable Handset		Page 268 of 295

7.6.11 MIMO Radiated Band Edge Measurements (40MHz BW) §15.407(b.1)(b.2) §15.205 §15.209; RSS-Gen [8.9]

Worst Case Mode:	802.11ac
Worst Case Transfer Rate:	MCS0
Distance of Measurements:	3 Meters
Operating Frequency:	5190MHz
Channel:	38

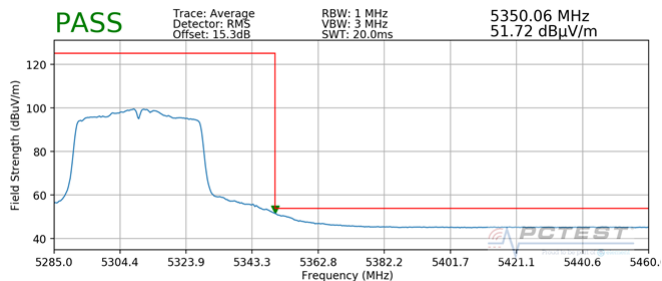


Plot 7-416. Radiated Lower Band Edge Plot MIMO (Average – UNII Band 1)

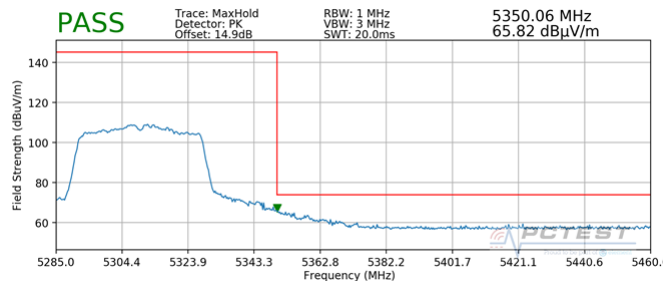


Plot 7-417. Radiated Lower Band Edge Plot MIMO (Peak – UNII Band 1)

Worst Case Mode:	802.11ac
Worst Case Transfer Rate:	MCS0
Distance of Measurements:	3 Meters
Operating Frequency:	5310MHz
Channel:	62



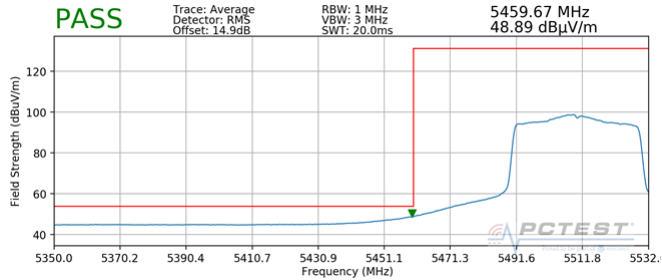
Plot 7-418. Radiated Upper Band Edge Plot MIMO (Average – UNII Band 2A)



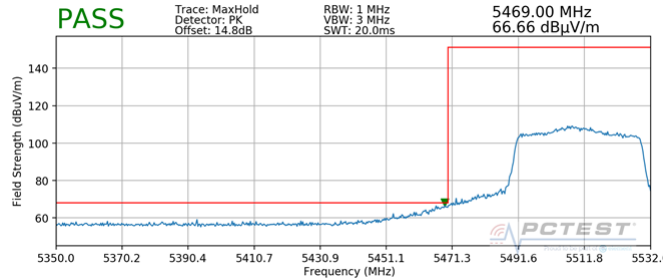
Plot 7-419. Radiated Upper Band Edge Plot MIMO (Peak – UNII Band 2A)

FCC ID: A3LSMS901JPN	 PCTEST Proud to be part of element	MEASUREMENT REPORT (CERTIFICATION)		Approved by: Technical Manager
Test Report S/N: 1M2112090153-11.A3L	Test Dates: 09/22 – 12/22/2021	EUT Type: Portable Handset		Page 269 of 295

Worst Case Mode: 802.11ax
 Worst Case Transfer Rate: MCS0
 Distance of Measurements: 3 Meters
 Operating Frequency: 5510MHz
 Channel: 102

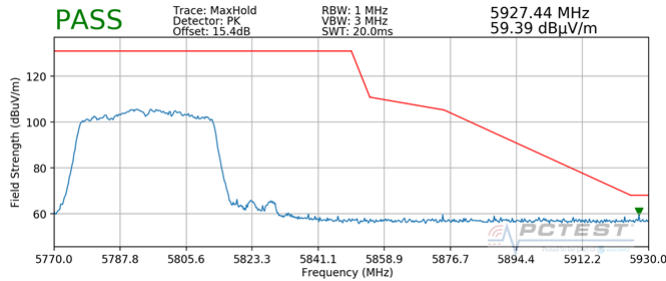


Plot 7-420. Radiated Lower Band Edge Plot MIMO (Average – UNII Band 2C)



Plot 7-421. Radiated Lower Band Edge Plot MIMO (Peak – UNII Band 2C)

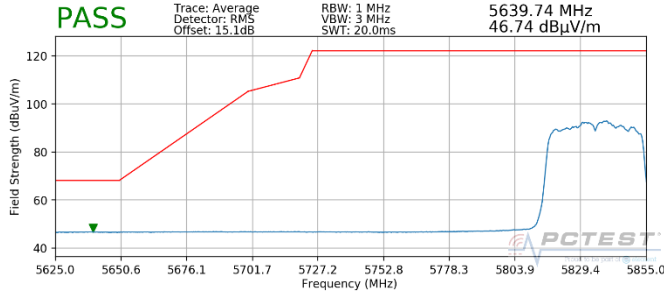
Worst Case Mode: 802.11n
 Worst Case Transfer Rate: MCS8
 Distance of Measurements: 3 Meters
 Operating Frequency: 5795MHz
 Channel: 159



Plot 7-422. Radiated Upper Band Edge Plot MIMO (Peak – UNII Band 3)

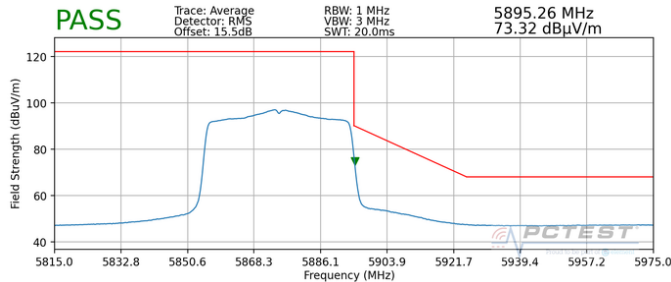
FCC ID: A3LSMS901JPN		MEASUREMENT REPORT (CERTIFICATION)		Approved by: Technical Manager
Test Report S/N: 1M2112090153-11.A3L	Test Dates: 09/22 – 12/22/2021	EUT Type: Portable Handset		Page 270 of 295

Worst Case Mode: 802.11n
 Worst Case Transfer Rate: MCS0
 Distance of Measurements: 3 Meters
 Operating Frequency: 5835MHz
 Channel: 167



Plot 7-423. Radiated Lower Band Edge Plot MIMO (Average - UNII Band 4)

Worst Case Mode: 802.11ax
 Worst Case Transfer Rate: MCS0
 Distance of Measurements: 3 Meters
 Operating Frequency: 5875MHz
 Channel: 175



Plot 7-424. Radiated Upper Band Edge Plot MIMO (Average - UNII Band 4)

FCC ID: A3LSMS901JPN	 PCTEST® Proud to be part of element	MEASUREMENT REPORT (CERTIFICATION)		Approved by: Technical Manager
Test Report S/N: 1M2112090153-11.A3L	Test Dates: 09/22 - 12/22/2021	EUT Type: Portable Handset		Page 271 of 295