



HCT Co., Ltd.

74, Seoicheon-ro 578beon-gil, Majang-myeon, Icheon-si, Gyeonggi-do, 17383 KOREA Tel. +82 31 634 6300 Fax. +82 31 645 6401

FCC ID: A3LSMS901B

## Appendix A.

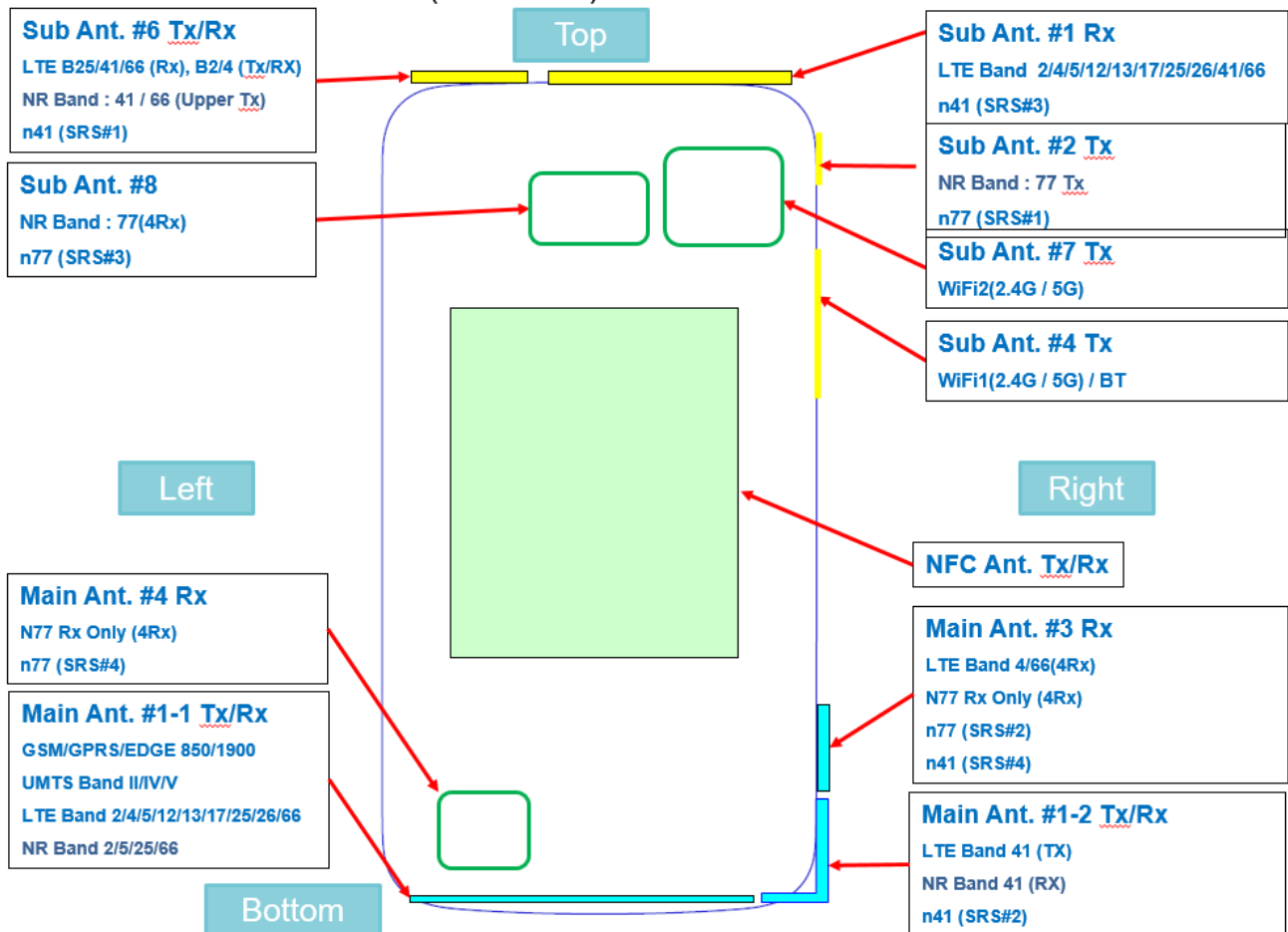
### - DUT Antenna Information and SAR Test SETUP PHOTOGRAPHS

#### REVISION HISTORY

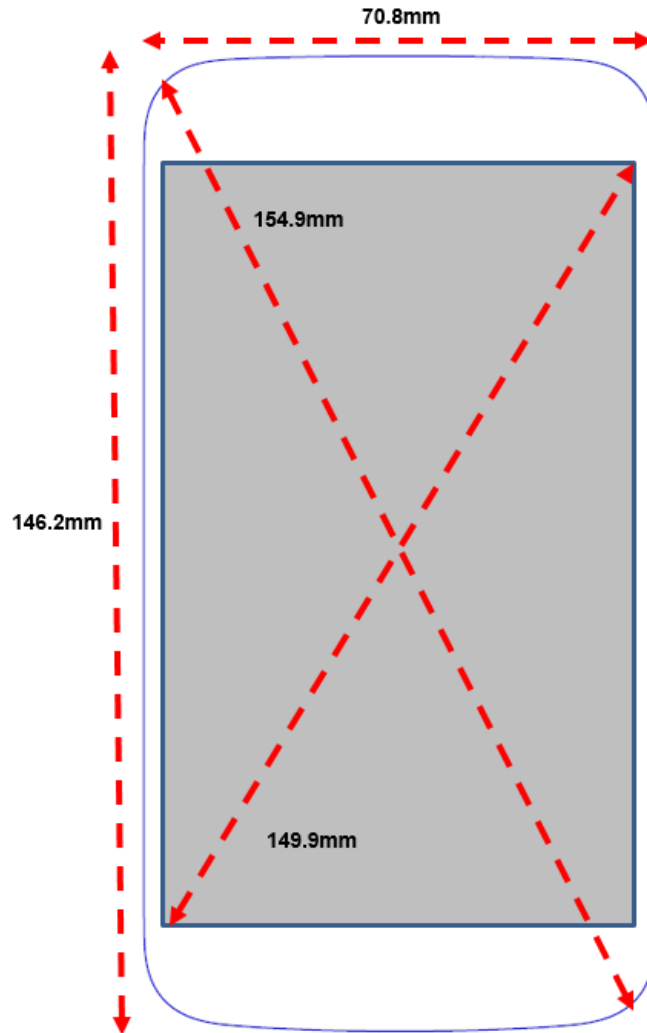
Revision No.	Date of Issue	Description
0	Feb. 25, 2022	Initial Release

## - DUT Antenna Information

\* Placement of each Antenna(Rear View)



\* Diagonal dimension of Display and device



---

**- SAR Test SETUP PHOTOGRAPHS**


1. Head  
1.1 Left All




## 1.2 Left Touch / Left Tilt



## 1.3 Right All




## 1.4 Right Touch / Right Tilt





## 2. Body

### 2.1 Body All



## 2.2 Body Rear




Distance of 10 mm from the EUT




Distance of 15 mm from the EUT

## 2.3 Body Front



Distance of 10 mm from the EUT



Distance of 15 mm from the EUT

## 2.4 Body Left



Distance of 10 mm from the EUT

## 2.5 Body Right



Distance of 10 mm from the EUT

## 2.6 Body Top



Distance of 10 mm from the EUT

## 2.7 Body Bottom



Distance of 10 mm from the EUT


### 3. Phablet

#### 3.1 Phablet SAR Test Setup Rear



Distance of 0 mm from the EUT

#### 3.2 Phablet SAR Test Setup Front



Distance of 0 mm from the EUT

### 3.3 Phablet SAR Test Setup Left



Distance of 0 mm from the EUT

### 3.4 Phablet SAR Test Setup Right




Distance of 0 mm from the EUT

### 3.5 Phablet SAR Test Setup Bottom



Distance of 0 mm from the EUT

### 3.6 Phablet SAR Test Setup Top



Distance of 0 mm from the EUT



### 3.7 Phablet SAR Test Setup Rear



Distance of 9 mm from the EUT

### 3.8 Phablet SAR Test Setup Front



Distance of 6 mm from the EUT

### 3.9 Phablet SAR Test Setup Bottom



Distance of 12 mm from the EUT