

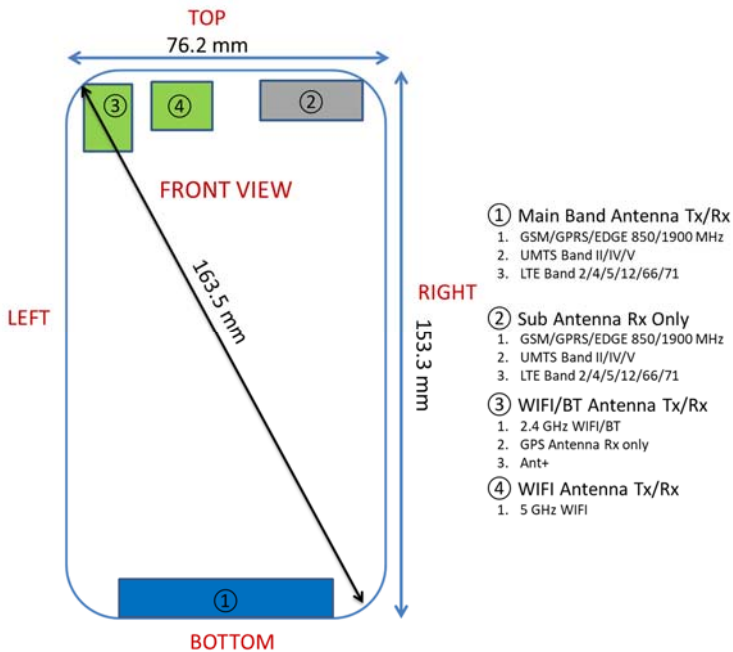


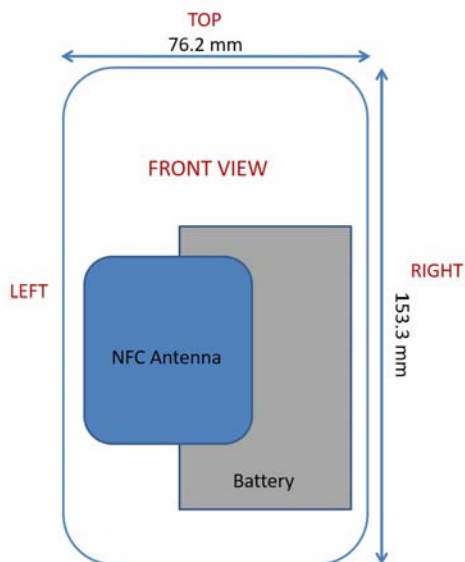
APPENDIX F: DUT ANTENNA DIAGRAM & SAR TEST SETUP PHOTOGRAPHS

FCC ID A3LSMS757BL		SAR EVALUATION REPORT		Approved by: Quality Manager
Test Dates: 05/08/18 - 05/31/18	DUT Type: Portable Handset			APPENDIX F: Page 1 of 13



Note: Exact antenna dimensions and separation distances are shown in the Technical Descriptions in the FCC Filing.




**Figure F-1
DUT Antenna Locations**



**Figure F-2
NFC Antenna Locations**



FCC ID A3LSMS757BL		SAR EVALUATION REPORT		Approved by: Quality Manager
Test Dates: 05/08/18 - 05/31/18	DUT Type: Portable Handset	APPENDIX F: Page 2 of 13		




SAR Test Setup Photo 1 Right Cheek




SAR Test Setup Photo 2 Right Tilt



FCC ID A3LSMS757BL		SAR EVALUATION REPORT		Approved by: Quality Manager
Test Dates: 05/08/18 - 05/31/18	DUT Type: Portable Handset	APPENDIX F: Page 3 of 13		




SAR Test Setup Photo 3 Left Cheek




SAR Test Setup Photo 4 Left Tilt



FCC ID A3LSMS757BL		SAR EVALUATION REPORT		Approved by: Quality Manager
Test Dates: 05/08/18 - 05/31/18	DUT Type: Portable Handset			APPENDIX F: Page 4 of 13




SAR Test Setup Photo 5 Back Side at 1.5 cm




SAR Test Setup Photo 6 Back Side at 1.0 cm



FCC ID A3LSMS757BL		SAR EVALUATION REPORT		Approved by: Quality Manager
Test Dates: 05/08/18 - 05/31/18	DUT Type: Portable Handset			APPENDIX F: Page 5 of 13




SAR Test Setup Photo 7 Back Side at 0.4 cm




SAR Test Setup Photo 8 Back Side at 0.0 cm



FCC ID A3LSMS757BL		SAR EVALUATION REPORT		Approved by: Quality Manager
Test Dates: 05/08/18 - 05/31/18	DUT Type: Portable Handset			APPENDIX F: Page 6 of 13




SAR Test Setup Photo 9 Front Side at 1.0 cm



SAR Test Setup Photo 10 Front Side at 0.2 cm



FCC ID A3LSMS757BL		SAR EVALUATION REPORT		Approved by: Quality Manager
Test Dates: 05/08/18 - 05/31/18	DUT Type: Portable Handset	APPENDIX F: Page 7 of 13		



SAR Test Setup Photo 11 Front Side at 0.0 cm



SAR Test Setup Photo 12 Top Edge at 1.0 cm



FCC ID A3LSMS757BL		SAR EVALUATION REPORT		Approved by: Quality Manager
Test Dates: 05/08/18 - 05/31/18	DUT Type: Portable Handset	APPENDIX F: Page 8 of 13		



SAR Test Setup Photo 13 Top Edge at 0.0 cm



SAR Test Setup Photo 14 Bottom Edge at 1.0 cm



FCC ID A3LSMS757BL		SAR EVALUATION REPORT		Approved by: Quality Manager
Test Dates: 05/08/18 - 05/31/18	DUT Type: Portable Handset	APPENDIX F: Page 9 of 13		



SAR Test Setup Photo 15 Bottom Edge at 0.2 cm



SAR Test Setup Photo 16 Bottom Edge at 0.0 cm



FCC ID A3LSMS757BL		SAR EVALUATION REPORT		Approved by: Quality Manager
Test Dates: 05/08/18 - 05/31/18	DUT Type: Portable Handset			APPENDIX F: Page 10 of 13



SAR Test Setup Photo 17 Right Edge at 1.0 cm



SAR Test Setup Photo 18 Right Edge at 0.0 cm



FCC ID A3LSMS757BL		SAR EVALUATION REPORT		Approved by: Quality Manager
Test Dates: 05/08/18 - 05/31/18	DUT Type: Portable Handset	APPENDIX F: Page 11 of 13		



SAR Test Setup Photo 19 Left Edge at 1.0 cm





SAR Test Setup Photo 20 Left Edge at 0.0 cm

FCC ID A3LSMS757BL		SAR EVALUATION REPORT		Approved by: Quality Manager
Test Dates: 05/08/18 - 05/31/18	DUT Type: Portable Handset	APPENDIX F: Page 12 of 13		

Horizontal Reference Line



SAR Test Setup Photo 21 Reference Lines

FCC ID A3LSMS757BL		SAR EVALUATION REPORT		Approved by: Quality Manager
Test Dates: 05/08/18 - 05/31/18	DUT Type: Portable Handset			APPENDIX F: Page 13 of 13