

**MEASUREMENT REPORT  
 LTE**

**Applicant Name:**  
 Samsung Electronics Co., Ltd.  
 129, Samsung-ro,  
 Yeongtong-gu, Suwon-si  
 Gyeonggi-do, 16677, Korea

**Date of Testing:**  
 3/8 - 4/17/2018  
**Test Site/Location:**  
 PCTEST Lab. Columbia, MD, USA  
**Test Report Serial No.:**  
 1M1805090103-03.A3L

<b>FCC ID:</b>	<b>A3LSMS757BL</b>
<b>APPLICANT:</b>	<b>Samsung Electronics Co., Ltd.</b>

**Application Type:** Certification  
**Model:** SM-S757BL  
**EUT Type:** Portable Handset  
**Classification:** PCS Licensed Transmitter Held to Ear (PCE)  
**FCC Rule Part(s):** 22, 24, & 27  
**Test Procedure(s):** ANSI C63.26-2015, ANSI/TIA-603-E-2016, KDB 971168 D01 v03r01

This equipment has been shown to be capable of compliance with the applicable technical standards as indicated in the measurement report and was tested in accordance with the measurement procedures specified in §2.947. Test results reported herein relate only to the item(s) tested.

I attest to the accuracy of data. All measurements reported herein were performed by me or were made under my supervision and are correct to the best of my knowledge and belief. I assume full responsibility for the completeness of these measurements and vouch for the qualifications of all persons taking them.



Randy Orlanez  
 President




<b>FCC ID:</b> A3LSMS757BL		<b>MEASUREMENT REPORT                  (CERTIFICATION)</b>		<b>Approved by:</b> Quality Manager
<b>Test Report S/N:</b> 1M1805090103-03.A3L	<b>Test Dates:</b> 3/8 - 4/17/2018	<b>EUT Type:</b> Portable Handset	Page 1 of 149	

# TABLE OF CONTENTS

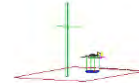
1.0	INTRODUCTION .....	5
1.1	Scope .....	5
1.2	PCTEST Test Location.....	5
1.3	Test Facility / Accreditations.....	5
2.0	PRODUCT INFORMATION.....	6
2.1	Equipment Description .....	6
2.2	Device Capabilities.....	6
2.3	Test Configuration .....	6
2.4	EMI Suppression Device(s)/Modifications .....	6
3.0	DESCRIPTION OF TESTS .....	7
3.1	Measurement Procedure.....	7
3.2	600 MHz Frequency Range .....	7
3.3	Block A Frequency Range.....	7
3.4	Cellular - Base Frequency Blocks .....	7
3.5	Cellular - Mobile Frequency Blocks .....	8
3.6	PCS - Base Frequency Blocks .....	8
3.7	PCS - Mobile Frequency Blocks.....	8
3.8	AWS - Base Frequency Blocks .....	8
3.9	AWS - Mobile Frequency Blocks.....	9
3.10	Radiated Power and Radiated Spurious Emissions .....	10
4.0	MEASUREMENT UNCERTAINTY .....	11
5.0	TEST EQUIPMENT CALIBRATION DATA .....	12
6.0	SAMPLE CALCULATIONS .....	14
7.0	TEST RESULTS.....	15
7.1	Summary.....	15
7.2	Occupied Bandwidth .....	17
7.3	Spurious and Harmonic Emissions at Antenna Terminal .....	42
7.4	Band Edge Emissions at Antenna Terminal .....	68
7.5	Peak-Average Ratio .....	113
7.6	Radiated Power (ERP/EIRP).....	120
7.7	Radiated Spurious Emissions Measurements.....	126
7.8	Frequency Stability / Temperature Variation .....	138
8.0	CONCLUSION.....	149

<b>FCC ID:</b> A3LSMS757BL		<b>MEASUREMENT REPORT (CERTIFICATION)</b>		<b>Approved by:</b> Quality Manager
<b>Test Report S/N:</b> 1M1805090103-03.A3L	<b>Test Dates:</b> 3/8 - 4/17/2018	<b>EUT Type:</b> Portable Handset	Page 2 of 149	



# MEASUREMENT REPORT

## Part 22, 24, & 27



Mode	FCC Rule Part	Tx Frequency (MHz)	ERP		EIRP		Emission Designator	Modulation
			Max. Power (W)	Max. Power (dBm)	Max. Power (W)	Max. Power (dBm)		
LTE Band 71	27	665.5 - 695.5	0.059	17.68			4M58G7D	QPSK
LTE Band 71	27	665.5 - 695.5	0.045	16.51			4M55W7D	16QAM
LTE Band 71	27	668 - 693	0.062	17.92			9M01G7D	QPSK
LTE Band 71	27	668 - 693	0.047	16.72			8M99W7D	16QAM
LTE Band 71	27	670.5 - 690.5	0.059	17.74			13M5G7D	QPSK
LTE Band 71	27	670.5 - 690.5	0.045	16.57			13M5W7D	16QAM
LTE Band 71	27	673 - 688	0.060	17.76			18M0G7D	QPSK
LTE Band 71	27	673 - 688	0.046	16.67			18M0W7D	16QAM
LTE Band 12	27	699.7 - 715.3	0.095	19.79	0.156	21.94	1M12G7D	QPSK
LTE Band 12	27	699.7 - 715.3	0.081	19.08	0.133	21.23	1M11W7D	16QAM
LTE Band 12	27	700.5 - 714.5	0.097	19.89	0.160	22.04	2M72G7D	QPSK
LTE Band 12	27	700.5 - 714.5	0.077	18.87	0.126	21.02	2M72W7D	16QAM
LTE Band 12	27	701.5 - 713.5	0.097	19.85	0.159	22.00	4M55G7D	QPSK
LTE Band 12	27	701.5 - 713.5	0.078	18.94	0.129	21.09	4M55W7D	16QAM
LTE Band 12	27	704 - 711	0.099	19.95	0.162	22.10	9M05G7D	QPSK
LTE Band 12	27	704 - 711	0.077	18.88	0.127	21.03	9M06W7D	16QAM
LTE Band 5	22H	824.7 - 848.3	0.169	22.28	0.277	24.43	1M11G7D	QPSK
LTE Band 5	22H	824.7 - 848.3	0.128	21.07	0.210	23.22	1M11W7D	16QAM
LTE Band 5	22H	825.5 - 847.5	0.169	22.27	0.277	24.42	2M73G7D	QPSK
LTE Band 5	22H	825.5 - 847.5	0.124	20.94	0.204	23.09	2M73W7D	16QAM
LTE Band 5	22H	826.5 - 846.5	0.151	21.80	0.248	23.95	4M58G7D	QPSK
LTE Band 5	22H	826.5 - 846.5	0.111	20.44	0.182	22.59	4M56W7D	16QAM
LTE Band 5	22H	829 - 844	0.151	21.79	0.248	23.94	9M05G7D	QPSK
LTE Band 5	22H	829 - 844	0.127	21.04	0.208	23.19	9M02W7D	16QAM

### EUT Overview (<1GHz)

FCC ID: A3LSMS757BL		<b>MEASUREMENT REPORT (CERTIFICATION)</b>		Approved by: Quality Manager
Test Report S/N: 1M1805090103-03.A3L	Test Dates: 3/8 - 4/17/2018	EUT Type: Portable Handset	Page 3 of 149	

Mode	FCC Rule Part	Tx Frequency (MHz)	EIRP		Emission Designator	Modulation
			Max. Power (W)	Max. Power (dBm)		
LTE Band 66/4	27	1710.7 - 1779.3	0.367	25.65	1M11G7D	QPSK
LTE Band 66/4	27	1710.7 - 1779.3	0.354	25.49	1M11W7D	16QAM
LTE Band 66/4	27	1711.5 - 1778.5	0.362	25.59	2M72G7D	QPSK
LTE Band 66/4	27	1711.5 - 1778.5	0.342	25.34	2M73W7D	16QAM
LTE Band 66/4	27	1712.5 - 1777.5	0.354	25.48	4M56G7D	QPSK
LTE Band 66/4	27	1712.5 - 1777.5	0.325	25.11	4M57W7D	16QAM
LTE Band 66/4	27	1715 - 1775	0.349	25.42	9M08G7D	QPSK
LTE Band 66/4	27	1715 - 1775	0.332	25.21	9M05W7D	16QAM
LTE Band 66/4	27	1717.5 - 1772.5	0.341	25.33	13M6G7D	QPSK
LTE Band 66/4	27	1717.5 - 1772.5	0.325	25.12	13M6W7D	16QAM
LTE Band 66/4	27	1720 - 1770	0.386	25.86	18M0G7D	QPSK
LTE Band 66/4	27	1720 - 1770	0.343	25.35	18M0W7D	16QAM
LTE Band 2	24E	1850.7 - 1909.3	0.193	22.85	1M12G7D	QPSK
LTE Band 2	24E	1850.7 - 1909.3	0.137	21.37	1M11W7D	16QAM
LTE Band 2	24E	1851.5 - 1908.5	0.260	24.14	2M73G7D	QPSK
LTE Band 2	24E	1851.5 - 1908.5	0.205	23.12	2M73W7D	16QAM
LTE Band 2	24E	1852.5 - 1907.5	0.289	24.61	4M57G7D	QPSK
LTE Band 2	24E	1852.5 - 1907.5	0.207	23.15	4M54W7D	16QAM
LTE Band 2	24E	1855 - 1905	0.287	24.59	9M03G7D	QPSK
LTE Band 2	24E	1855 - 1905	0.232	23.66	9M06W7D	16QAM
LTE Band 2	24E	1857.5 - 1902.5	0.286	24.56	13M6G7D	QPSK
LTE Band 2	24E	1857.5 - 1902.5	0.242	23.84	13M6W7D	16QAM
LTE Band 2	24E	1860 - 1900	0.279	24.46	18M0G7D	QPSK
LTE Band 2	24E	1860 - 1900	0.214	23.30	18M0W7D	16QAM

**EUT Overview (>1GHz)**

FCC ID: A3LSMS757BL		<b>MEASUREMENT REPORT (CERTIFICATION)</b>		<b>Approved by:</b> Quality Manager
<b>Test Report S/N:</b> 1M1805090103-03.A3L	<b>Test Dates:</b> 3/8 - 4/17/2018	<b>EUT Type:</b> Portable Handset	Page 4 of 149	

# 1.0 INTRODUCTION

## 1.1 Scope

Measurement and determination of electromagnetic emissions (EMC) of radio frequency devices including intentional and/or unintentional radiators for compliance with the technical rules and regulations of the Federal Communications Commission and the Innovation, Science and Economic Development Canada.

## 1.2 PCTEST Test Location

These measurement tests were conducted at the PCTEST Engineering Laboratory, Inc. facility located at 7185 Oakland Mills Road, Columbia, MD 21046. The measurement facility is compliant with the test site requirements specified in ANSI C63.4-2014.

## 1.3 Test Facility / Accreditations

**Measurements were performed at PCTEST Engineering Lab located in Columbia, MD 21046, U.S.A.**

- PCTEST is an ISO 17025-2005 accredited test facility under the American Association for Laboratory Accreditation (A2LA) with Certificate number 2041.01 for Specific Absorption Rate (SAR), Hearing Aid Compatibility (HAC) testing, where applicable, and Electromagnetic Compatibility (EMC) testing for and Innovation, Science, and Economic Development Canada rules.
- PCTEST TCB is a Telecommunication Certification Body (TCB) accredited to ISO/IEC 17065-2012 by A2LA (Certificate number 2041.03) in all scopes of Rules and ISED Standards (RSS).
- PCTEST facility is a registered (2451B) test laboratory with the site description on file with ISED.

FCC ID: A3LSMS757BL		<b>MEASUREMENT REPORT (CERTIFICATION)</b>		<b>Approved by:</b> Quality Manager
<b>Test Report S/N:</b> 1M1805090103-03.A3L	<b>Test Dates:</b> 3/8 - 4/17/2018	<b>EUT Type:</b> Portable Handset	Page 5 of 149	

## 2.0 PRODUCT INFORMATION

### 2.1 Equipment Description

The Equipment Under Test (EUT) is the **Samsung Portable Handset FCC ID: A3LSMS757BL**. The test data contained in this report pertains only to the emissions due to the EUT's LTE function.

**Test Device Serial No.:** 21930, 22078, 22070, 04528, 16924

### 2.2 Device Capabilities

This device contains the following capabilities:

850/1900 GSM/GPRS/EDGE, 850/1700/1900 WCDMA/HSPA, Multi-band LTE, 802.11b/g/n WLAN, 802.11a/n/ac UNII, Bluetooth (1x, EDR, LE), NFC, ANT+

LTE Band 66 (1710 - 1780 MHz) overlaps the entire frequency range of LTE Band 4 (1710 - 1755 MHz). Therefore, test data provided in this report covers Band 4 as well as Band 66.

### 2.3 Test Configuration

The EUT was tested per the guidance of ANSI/TIA-603-E-2016 and KDB 971168 D01 v03. See Section 7.0 of this test report for a description of the radiated and antenna port conducted emissions tests.

### 2.4 EMI Suppression Device(s)/Modifications

No EMI suppression device(s) were added and no modifications were made during testing.

FCC ID: A3LSMS757BL		MEASUREMENT REPORT (CERTIFICATION)		Approved by: Quality Manager
Test Report S/N: 1M1805090103-03.A3L	Test Dates: 3/8 - 4/17/2018	EUT Type: Portable Handset		Page 6 of 149

## 3.0 DESCRIPTION OF TESTS

### 3.1 Measurement Procedure

The measurement procedures described in the document titled “Land Mobile FM or PM – Communications Equipment – Measurements and Performance Standards” (ANSI/TIA-603-E-2016) and “Procedures for Compliance Measurement of the Fundamental Emission Power of Licensed Wideband (> 1 MHz) Digital Transmission Systems” (KDB 971168 D01 v03) were used in the measurement of the EUT.

### 3.2 600 MHz Frequency Range

#### §27.5(l)

600 MHz band. The following frequencies are available for licensing pursuant to this part in the 600 MHz band: (1) Seven paired channel blocks of 5 megahertz each are available for assignment as follows:

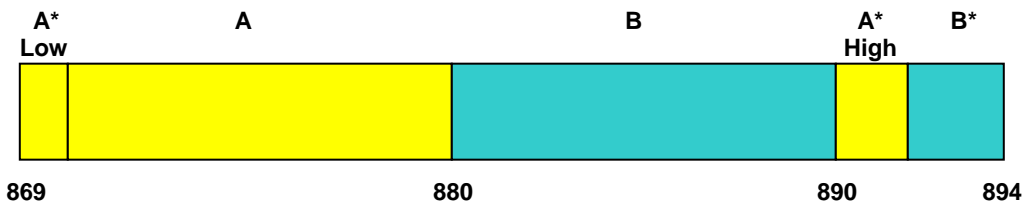
- Block A: 617-622 MHz and 663-668 MHz;
- Block B: 622-627 MHz and 668-673 MHz;
- Block C: 627-632 MHz and 673-678 MHz;
- Block D: 632-637 MHz and 678-683 MHz;
- Block E: 637-642 MHz and 683-688 MHz;
- Block F: 642-647 MHz and 688-693 MHz; and
- Block G: 647-652 MHz and 693-698 MHz;

### 3.3 Block A Frequency Range

698-746 MHz band. The following frequencies are available for licensing pursuant to this part in the 698-746 MHz band: (1) Three paired channel blocks of 12 megahertz each are available for assignment as follows:

- Block A: 698-704 MHz and 728-734 MHz;
- Block B: 704-710 MHz and 734-740 MHz; and
- Block C: 710-716 MHz and 740-746 MHz.

### 3.4 Cellular - Base Frequency Blocks

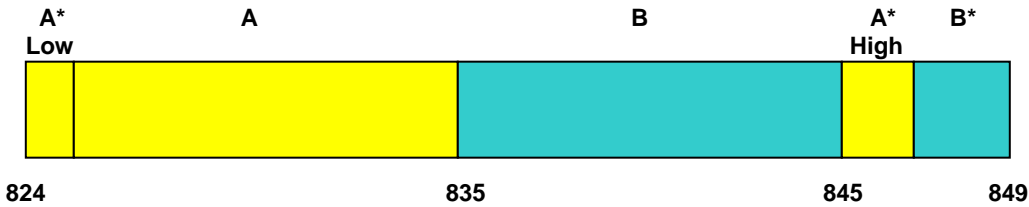


- BLOCK 1:** 869 – 880 MHz (A\* Low + A)
- BLOCK 2:** 880 – 890 MHz (B)

- BLOCK 3:** 890 – 891.5 MHz (A\* High)
- BLOCK 4:** 891.5 – 894 MHz (B\*)

<b>FCC ID:</b> A3LSMS757BL		<b>MEASUREMENT REPORT (CERTIFICATION)</b>		<b>Approved by:</b> Quality Manager
<b>Test Report S/N:</b> 1M1805090103-03.A3L	<b>Test Dates:</b> 3/8 - 4/17/2018	<b>EUT Type:</b> Portable Handset		Page 7 of 149

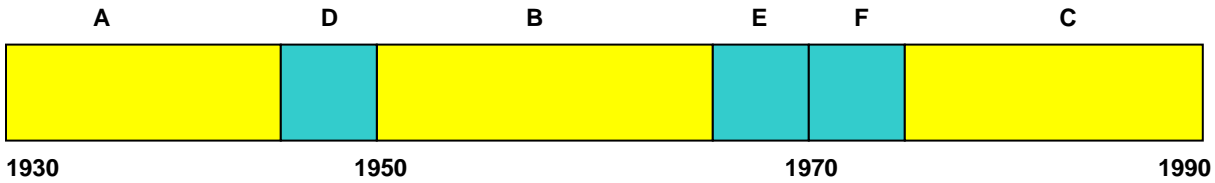
### 3.5 Cellular - Mobile Frequency Blocks



BLOCK 1: 824 – 835 MHz (A\* Low + A)  
 BLOCK 2: 835 – 845 MHz (B)

BLOCK 3: 845 – 846.5 MHz (A\* High)  
 BLOCK 4: 846.5 – 849 MHz (B\*)

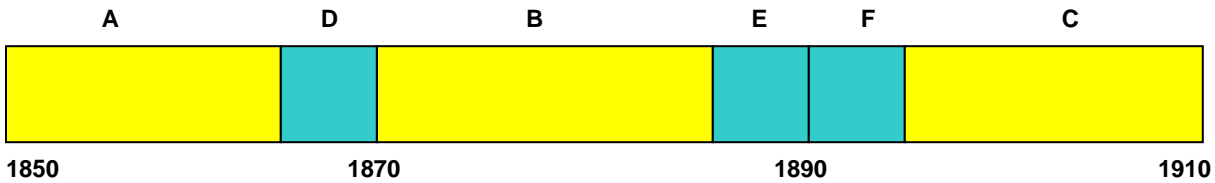
### 3.6 PCS - Base Frequency Blocks



BLOCK 1: 1930 – 1945 MHz (A)  
 BLOCK 2: 1945 – 1950 MHz (D)  
 BLOCK 3: 1950 – 1965 MHz (B)

BLOCK 4: 1965 – 1970 MHz (E)  
 BLOCK 5: 1970 – 1975 MHz (F)  
 BLOCK 6: 1975 – 1990 MHz (C)

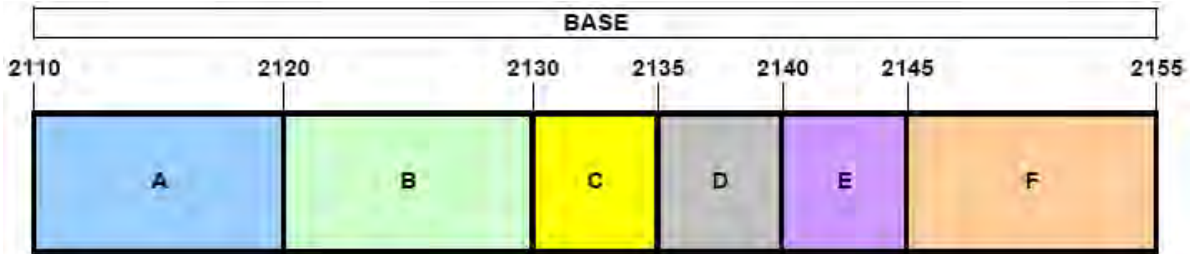
### 3.7 PCS - Mobile Frequency Blocks



BLOCK 1: 1850 – 1865 MHz (A)  
 BLOCK 2: 1865 – 1870 MHz (D)  
 BLOCK 3: 1870 – 1885 MHz (B)

BLOCK 4: 1885 – 1890 MHz (E)  
 BLOCK 5: 1890 – 1895 MHz (F)  
 BLOCK 6: 1895 – 1910 MHz (C)

### 3.8 AWS - Base Frequency Blocks

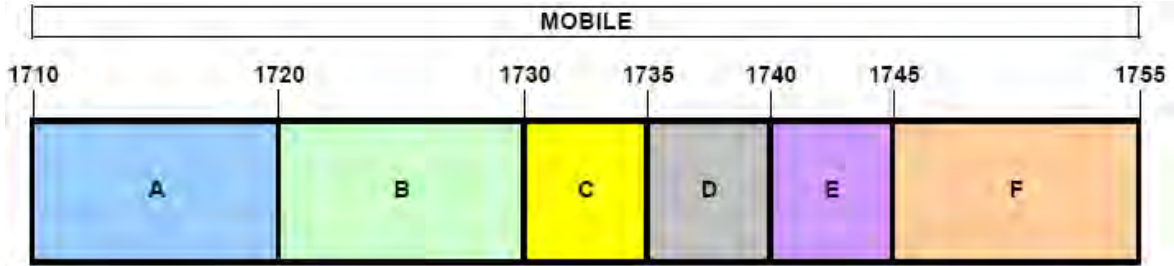


BLOCK 1: 2110 – 2120 MHz (A)  
 BLOCK 2: 2120 – 2130 MHz (B)  
 BLOCK 3: 2130 – 2135 MHz (C)

BLOCK 4: 2135 – 2140 MHz (D)  
 BLOCK 5: 2140 – 2145 MHz (E)  
 BLOCK 6: 2145 – 2155 MHz (F)

FCC ID: A3LSMS757BL		MEASUREMENT REPORT (CERTIFICATION)		Approved by: Quality Manager
Test Report S/N: 1M1805090103-03.A3L	Test Dates: 3/8 - 4/17/2018	EUT Type: Portable Handset		Page 8 of 149

### 3.9 AWS - Mobile Frequency Blocks



**BLOCK 1:** 1710 – 1720 MHz (A)  
**BLOCK 2:** 1720 – 1730 MHz (B)  
**BLOCK 3:** 1730 – 1735 MHz (C)

**BLOCK 4:** 1735 – 1740 MHz (D)  
**BLOCK 5:** 1740 – 1745 MHz (E)  
**BLOCK 6:** 1745 – 1755 MHz (F)

<b>FCC ID:</b> A3LSMS757BL		<b>MEASUREMENT REPORT (CERTIFICATION)</b>	 <b>Approved by:</b> Quality Manager
<b>Test Report S/N:</b> 1M1805090103-03.A3L	<b>Test Dates:</b> 3/8 - 4/17/2018	<b>EUT Type:</b> Portable Handset	Page 9 of 149

### 3.10 Radiated Power and Radiated Spurious Emissions

The radiated test facilities consisted of an indoor 3 meter semi-anechoic chamber used for final measurements and exploratory measurements, when necessary. The measurement area is contained within the semi-anechoic chamber which is shielded from any ambient interference. The test site inside the chamber is a 6m x 5.2m elliptical, obstruction-free area in accordance with Figure 5.7 of Clause 5 in ANSI C63.4-2014. Absorbers are arranged on the floor between the turn table and the antenna mast in such a way so as to maximize the reduction of reflections for measurements above 1GHz. For measurements below 1GHz, the absorbers are removed. A raised turntable is used for radiated measurement. The turn table is a continuously rotatable, remote-controlled, metallic turntable and 2 meters (6.56 ft.) in diameter. The turn table is flush with the raised floor of the chamber in order to maintain its function as a ground plane. An 80cm tall test table made of Styrodur is placed on top of the turn table. A Styrodur pedestal is placed on top of the test table to bring the total table height to 1.5m.

The equipment under test was transmitting while connected to its integral antenna and is placed on a turntable 3 meters from the receive antenna. The receive antenna height is adjusted between 1 and 4 meter height, the turntable is rotated through 360 degrees, and the EUT is manipulated through all orthogonal planes representative of its typical use to achieve the highest reading on the receive spectrum analyzer. Radiated power levels are also investigated with the receive antenna horizontally and vertically polarized. The maximized power level is recorded using the spectrum analyzer “Channel Power” function with the integration band set to the emissions’ occupied bandwidth, a RMS detector, RBW = 100kHz, VBW = 300kHz, and a 1 second sweep time over a minimum of 10 sweeps, per the guidelines of KDB 971168 D01 v03.

Per the guidance of ANSI/TIA-603-E-2016, a half-wave dipole is then substituted in place of the EUT. For emissions above 1GHz, a horn antenna is substituted in place of the EUT. The substitute antenna is driven by a signal generator with the level of the signal generator being adjusted to obtain the same receive spectrum analyzer level previously recorded from the spurious emission from the EUT. The power of the emission is calculated using the following formula:

$$P_d [dBm] = P_g [dBm] - \text{cable loss} [dB] + \text{antenna gain} [dBd/dBi]$$

Where,  $P_d$  is the dipole equivalent power,  $P_g$  is the generator output into the substitution antenna, and the antenna gain is the gain of the substitute antenna used relative to either a half-wave dipole (dBd) or an isotropic source (dBi). The substitute level is equal to  $P_g [dBm] - \text{cable loss} [dB]$ .

The calculated  $P_d$  levels are then compared to the absolute spurious emission limit of -13dBm which is equivalent to the required minimum attenuation of  $43 + 10\log_{10}(\text{Power} [Watts])$ .

FCC ID: A3LSMS757BL	 <b>MEASUREMENT REPORT (CERTIFICATION)</b> 		Approved by: Quality Manager
Test Report S/N: 1M1805090103-03.A3L	Test Dates: 3/8 - 4/17/2018	EUT Type: Portable Handset	Page 10 of 149

## 4.0 MEASUREMENT UNCERTAINTY

The measurement uncertainties shown below were calculated in accordance with the requirements of ANSI C63.4-2014. All measurement uncertainty values are shown with a coverage factor of  $k = 2$  to indicate a 95% level of confidence. The measurement uncertainty shown below meets or exceeds the  $U_{CISPR}$  measurement uncertainty values specified in CISPR 16-4-2 and, thus, can be compared directly to specified limits to determine compliance.

Contribution	Expanded Uncertainty ( $\pm$ dB)
Conducted Bench Top Measurements	1.13
Radiated Disturbance (<1GHz)	4.98
Radiated Disturbance (>1GHz)	5.07
Radiated Disturbance (>18GHz)	5.09

FCC ID: A3LSMS757BL		<b>MEASUREMENT REPORT (CERTIFICATION)</b>		<b>Approved by:</b> Quality Manager
<b>Test Report S/N:</b> 1M1805090103-03.A3L	<b>Test Dates:</b> 3/8 - 4/17/2018	<b>EUT Type:</b> Portable Handset	Page 11 of 149	

## 5.0 TEST EQUIPMENT CALIBRATION DATA

Test Equipment Calibration is traceable to the National Institute of Standards and Technology (NIST). Measurements antennas used during testing were calibrated in accordance to the requirements of ANSI C63.5-2017.

Manufacturer	Model	Description	Cal Date	Cal Interval	Cal Due	Serial Number
-	LTx2	Licensed Transmitter Cable Set	8/10/2017	Annual	8/10/2018	LTx2
-	RE1	Radiated Emissions Cable Set (UHF/EHF)	6/21/2017	Annual	6/21/2018	RE1
Agilent	N9020A	MXA Signal Analyzer	1/24/2018	Annual	1/24/2019	US46470561
Agilent	N9030A	PXA Signal Analyzer (26.5GHz)	8/28/2017	Annual	8/28/2018	MY49432391
ETS Lindgren	3117	1-18 GHz DRG Horn (Medium)	12/1/2016	Biennial	12/1/2018	125518
Huber+Suhner	Sucoflex 102A	40GHz Radiated Cable	5/19/2017	Annual	5/19/2018	251425001
Keysight Technologies	N9030A	3Hz-44GHz PXA Signal Analyzer	3/20/2018	Annual	3/20/2019	MY49430494
Mini Circuits	TVA-11-422	RF Power Amp	N/A			QA1317001
Mini-Circuits	PWR-SEN-4RMS	USB Power Sensor	4/24/2017	Annual	4/24/2018	11210140001
Mini-Circuits	SSG-4000HP	Synthesized Signal Generator	N/A			11403100002
Pasternack	NMLC-1	Line Conducted Emissions Cable (NM)	5/31/2017	Annual	5/31/2018	NMLC-1
Rohde & Schwarz	ESU26	EMI Test Receiver (26.5GHz)	4/19/2017	Annual	4/19/2018	100342
Rohde & Schwarz	ESU40	EMI Test Receiver (40GHz)	7/31/2017	Annual	7/31/2018	100348
Rohde & Schwarz	SFUNIT-Rx	Shielded Filter Unit	7/3/2017	Annual	7/3/2018	102135
Rohde & Schwarz	SFUNIT-Rx	Shielded Filter Unit	7/3/2017	Annual	7/3/2018	102134
Rohde & Schwarz	TS-PR26	18-26.5 GHz Pre-Amplifier	5/11/2017	Annual	5/11/2018	100040
Rohde & Schwarz	TS-PR40	26.5-40 GHz Pre-Amplifier	5/11/2017	Annual	5/11/2018	100037
Seekonk	NC-100	Torque Wrench 5/16", 8" lbs	1/22/2018	Annual	1/22/2019	N/A
Solar Electronics	8012-50-R-24-BNC	Line Impedance Stabilization Network	8/14/2017	Biennial	8/14/2019	310233
Sunol Sciences	JB6	JB6 Antenna	9/27/2016	Biennial	9/27/2018	A082816

**Table 5-1. Test Equipment (3/8 – 4/17/2018)**

FCC ID: A3LSMS757BL		<b>MEASUREMENT REPORT (CERTIFICATION)</b>		<b>Approved by:</b> Quality Manager
<b>Test Report S/N:</b> 1M1805090103-03.A3L	<b>Test Dates:</b> 3/8 - 4/17/2018	<b>EUT Type:</b> Portable Handset	Page 12 of 149	

Manufacturer	Model	Description	Cal Date	Cal Interval	Cal Due	Serial Number
-	LTx3	Licensed Transmitter Cable Set	2/21/2018	Annual	2/21/2019	LTx3
-	RE1	Radiated Emissions Cable Set (UHF/EHF)	6/21/2017	Annual	6/21/2018	RE1
Agilent	N9020A	MXA Signal Analyzer	1/24/2018	Annual	1/24/2019	US46470561
Agilent	N9030A	PXA Signal Analyzer (26.5GHz)	8/28/2017	Annual	8/28/2018	MY49432391
Emco	3115	Horn Antenna (1-18GHz)	3/28/2018	Biennial	3/28/2020	9704-5182
ETS Lindgren	3117	1-18 GHz DRG Horn (Medium)	12/1/2016	Biennial	12/1/2018	125518
Keysight Technologies	N9030A	3Hz-44GHz PXA Signal Analyzer	3/20/2018	Annual	3/20/2019	MY49430494
Mini Circuits	TVA-11-422	RF Power Amp	N/A			QA1317001
Mini-Circuits	PWR-SEN-4RMS	USB Power Sensor	3/30/2018	Annual	3/30/2019	11210140001
Mini-Circuits	SSG-4000HP	Synthesized Signal Generator	N/A			11208010032
Rohde & Schwarz	CMW500	Radio Communication Tester	11/3/2017	Annual	11/3/2018	100976
Rohde & Schwarz	ESU40	EMI Test Receiver (40GHz)	7/31/2017	Annual	7/31/2018	100348
Rohde & Schwarz	FSW67	Signal / Spectrum Analyzer	8/11/2017	Annual	8/11/2018	103200
Rohde & Schwarz	SFUNIT-Rx	Shielded Filter Unit	7/3/2017	Annual	7/3/2018	102135
Rohde & Schwarz	TS-PR26	18-26.5 GHz Pre-Amplifier	1/24/2018	Annual	1/24/2019	100040
Rohde & Schwarz	TS-PR40	26.5-40 GHz Pre-Amplifier	1/24/2018	Annual	1/24/2019	100037
Seekonk	NC-100	Torque Wrench 5/16", 8" lbs	1/22/2018	Annual	1/22/2019	N/A
Seekonk	NC-100	Torque Wrench (8" lb)	5/10/2018	Biennial	5/10/2020	N/A
Sunol	DRH-118	Horn Antenna (1-18GHz)	8/11/2017	Biennial	8/11/2019	A050307
Sunol Sciences	DRH-118	Horn Antenna (1-18GHz)	1/11/2018	Biennial	1/11/2020	A060215
Sunol Sciences	JB6	JB6 Antenna	9/27/2016	Biennial	9/27/2018	A082816

**Table 5-2. Test Equipment (5/15 – 5/18/2018)**

**Notes:**

Equipment with a calibration date of "N/A" shown in this list was not used to make direct calibrated measurements.

FCC ID: A3LSMS757BL		<b>MEASUREMENT REPORT (CERTIFICATION)</b>		<b>Approved by:</b> Quality Manager
<b>Test Report S/N:</b> 1M1805090103-03.A3L	<b>Test Dates:</b> 3/8 - 4/17/2018	<b>EUT Type:</b> Portable Handset	Page 13 of 149	

## 6.0 SAMPLE CALCULATIONS

### Emission Designator

#### QPSK Modulation

**Emission Designator = 8M62G7D**

- LTE BW = 8.62 MHz
- G = Phase Modulation
- 7 = Quantized/Digital Info
- D = Data transmission, telemetry, telecommand

#### QAM Modulation

**Emission Designator = 8M45W7D**

- LTE BW = 8.45 MHz
- W = Amplitude/Angle Modulated
- 7 = Quantized/Digital Info
- D = Data transmission, telemetry, telecommand

### Spurious Radiated Emission – LTE Band

#### **Example: Middle Channel LTE Mode 2<sup>nd</sup> Harmonic (1564 MHz)**

The average spectrum analyzer reading at 3 meters with the EUT on the turntable was -81.0 dBm. The gain of the substituted antenna is 8.1 dBi. The signal generator connected to the substituted antenna terminals is adjusted to produce a reading of -81.0 dBm on the spectrum analyzer. The loss of the cable between the signal generator and the terminals of the substituted antenna is 2.0 dB at 1564 MHz. So 6.1 dB is added to the signal generator reading of -30.9 dBm yielding -24.80 dBm. The fundamental EIRP was 25.501 dBm so this harmonic was 25.501 dBm - (-24.80).

FCC ID: A3LSMS757BL		<b>MEASUREMENT REPORT (CERTIFICATION)</b>		<b>Approved by:</b> Quality Manager
<b>Test Report S/N:</b> 1M1805090103-03.A3L	<b>Test Dates:</b> 3/8 - 4/17/2018	<b>EUT Type:</b> Portable Handset	Page 14 of 149	

## 7.0 TEST RESULTS

### 7.1 Summary

Company Name: Samsung Electronics Co., Ltd.  
 FCC ID: A3LSMS757BL  
 Classification: PCS Licensed Transmitter Held to Ear (PCE)  
 Mode(s): LTE

Part Section(s)	Test Description	Test Limit	Test Condition	Test Result	Reference
2.1049	Occupied Bandwidth	N/A	CONDUCTED	PASS	Section 7.2
2.1051 2.917(a) 24.238(a) 27.53(g) 27.53(h)	Out of Band Emissions	> 43 + 10log <sub>10</sub> (P[Watts]) at Band Edge and for all out-of-band emissions			Section 7.3, 7.4
24.232(d)	Peak-Average Ratio	< 13 dB			Section 7.5
2.1046	Transmitter Conducted Output Power	N/A			See RF Exposure Report
2.1055 22.355 24.235 27.54	Frequency Stability	< 2.5 ppm (Part 22) and fundamental emissions stay within authorized frequency block (Part 24, 27)			Section 7.8

**Table 7-1. Summary of Conducted Test Results**

FCC ID: A3LSMS757BL	 <b>MEASUREMENT REPORT (CERTIFICATION)</b> 		Approved by: Quality Manager
Test Report S/N: 1M1805090103-03.A3L	Test Dates: 3/8 - 4/17/2018	EUT Type: Portable Handset	Page 15 of 149

Part Section(s)	Test Description	Test Limit	Test Condition	Test Result	Reference
22.913(a)(5)	Effective Radiated Power / Equivalent Isotropic Radiated Power (Band 5)	< 7 Watts max. ERP	RADIATED	PASS	Section 7.6
27.50(c)(10)	Effective Radiated Power / Equivalent Isotropic Radiated Power (Band 71, 12)	< 3 Watts max. ERP			Section 7.6
24.232(c)	Equivalent Isotropic Radiated Power (Band 2)	< 2 Watts max. EIRP			Section 7.6
27.50(d)(4)	Equivalent Isotropic Radiated Power (Band 66/4)	< 1 Watts max. EIRP			Section 7.6
2.1053 22.917(a) 24.238(a) 27.53(g) 27.53(h)	Undesirable Emissions	> 43 + 10log <sub>10</sub> (P[Watts]) for all out-of-band emissions			Section 7.7

**Table 7-2. Summary of Radiated Test Results**

**Notes:**

- 1) All modes of operation and data rates were investigated. The test results shown in the following sections represent the worst case emissions.
- 2) The analyzer plots (Sections 7.2, 7.3, 7.4,7.5) were all taken with a correction table loaded into the analyzer. The correction table was used to account for the losses of the cables, directional couplers, and attenuators used as part of the system to maintain a link between the call box and the EUT at all frequencies of interest.
- 3) All antenna port conducted emissions testing was performed on a test bench with the antenna port of the EUT connected to the spectrum analyzer through calibrated cables, attenuators, and couplers.
- 4) For conducted spurious emissions, automated test software was used to measure emissions and capture the corresponding plots necessary to show compliance. The measurement software utilized is PCTEST "LTE Automation," Version 4.8.
- 5) For operation <1GHz, the EIRP limits in the table above are referenced to the specifications written in the relevant Radio Standards Specifications for Innovation, Science, and Economic Development Canada.

FCC ID: A3LSMS757BL		MEASUREMENT REPORT (CERTIFICATION)		Approved by: Quality Manager
Test Report S/N: 1M1805090103-03.A3L	Test Dates: 3/8 - 4/17/2018	EUT Type: Portable Handset	Page 16 of 149	

## 7.2 Occupied Bandwidth

### Test Overview

The occupied bandwidth, that is the frequency bandwidth such that, below its lower and above its upper frequency limits, the mean powers radiated are each equal to 0.5 percent of the total mean power radiated by a given emission shall be measured. All modes of operation were investigated and the worst case configuration results are reported in this section.

### Test Procedure Used

KDB 971168 D01 v03 – Section 4.2

### Test Settings

1. The signal analyzer's automatic bandwidth measurement capability was used to perform the 99% occupied bandwidth and the 26dB bandwidth. The bandwidth measurement was not influenced by any intermediate power nulls in the fundamental emission.
2. RBW = 1 – 5% of the expected OBW
3. VBW  $\geq 3 \times$  RBW
4. Detector = Peak
5. Trace mode = max hold
6. Sweep = auto couple
7. The trace was allowed to stabilize
8. If necessary, steps 2 – 7 were repeated after changing the RBW such that it would be within 1 – 5% of the 99% occupied bandwidth observed in Step 7

### Test Setup

The EUT and measurement equipment were set up as shown in the diagram below.




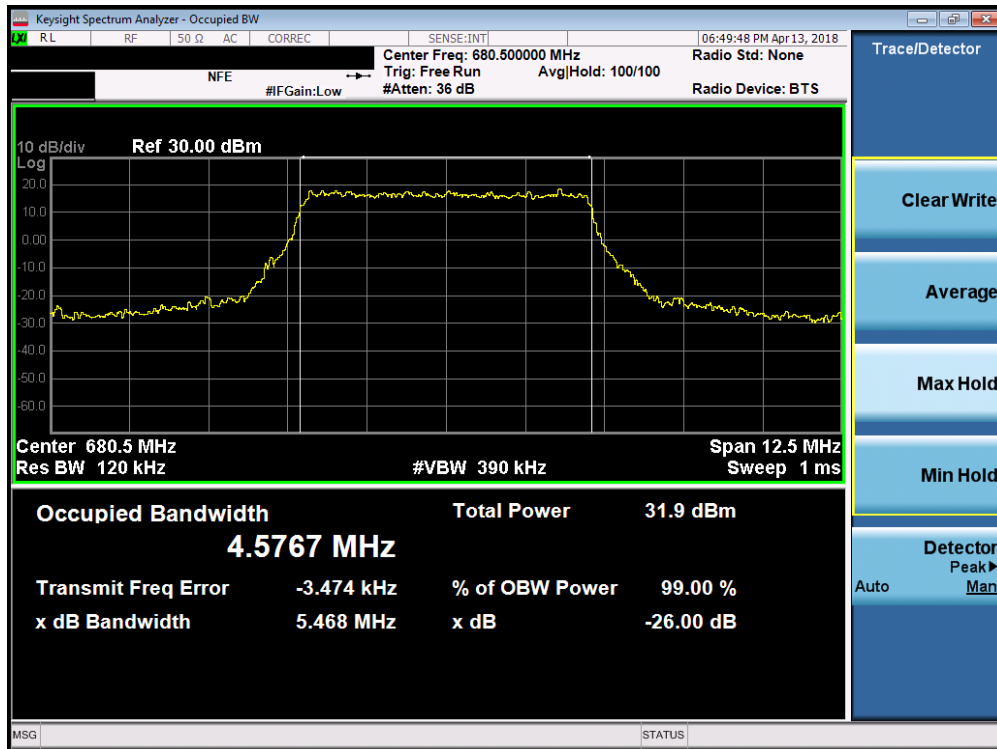
Figure 7-1. Test Instrument & Measurement Setup

### Test Notes

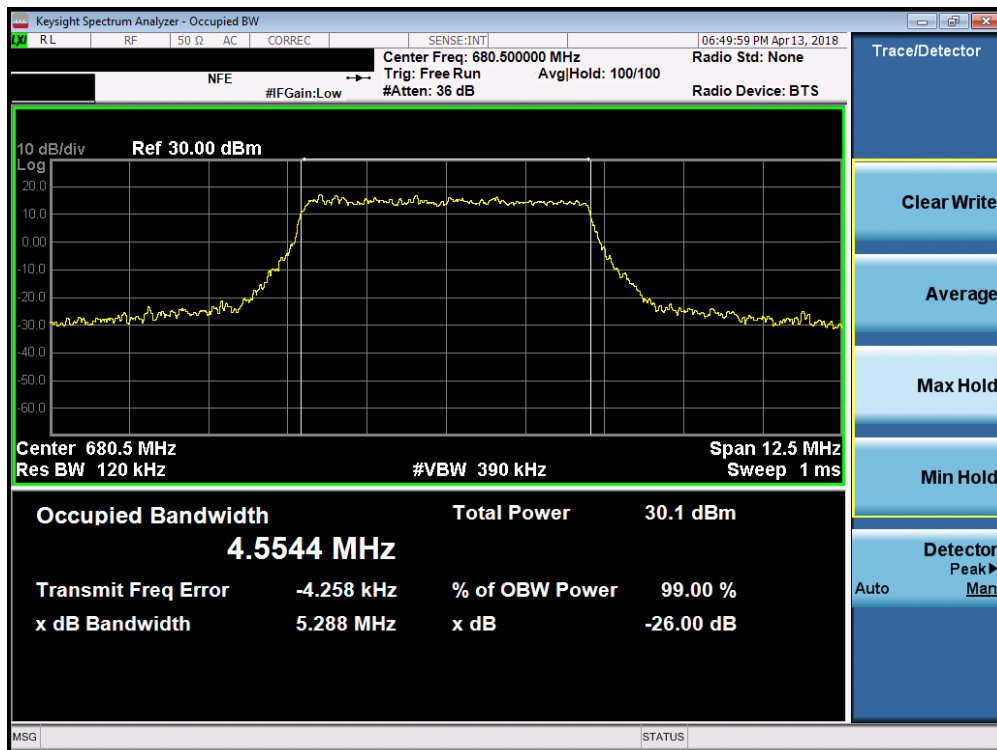
None.

FCC ID: A3LSMS757BL		MEASUREMENT REPORT (CERTIFICATION)		Approved by: Quality Manager
Test Report S/N: 1M1805090103-03.A3L	Test Dates: 3/8 - 4/17/2018	EUT Type: Portable Handset	Page 17 of 149	

# Band 71

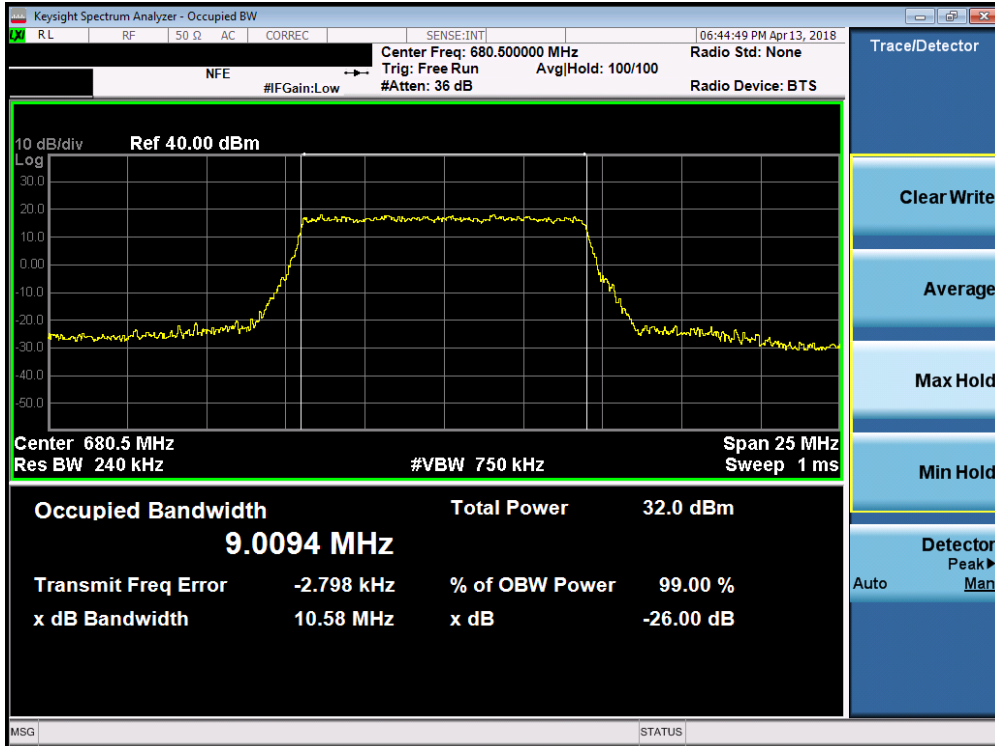


Plot 7-1. Occupied Bandwidth Plot (Band 71 - 5.0MHz QPSK - Full RB Configuration)

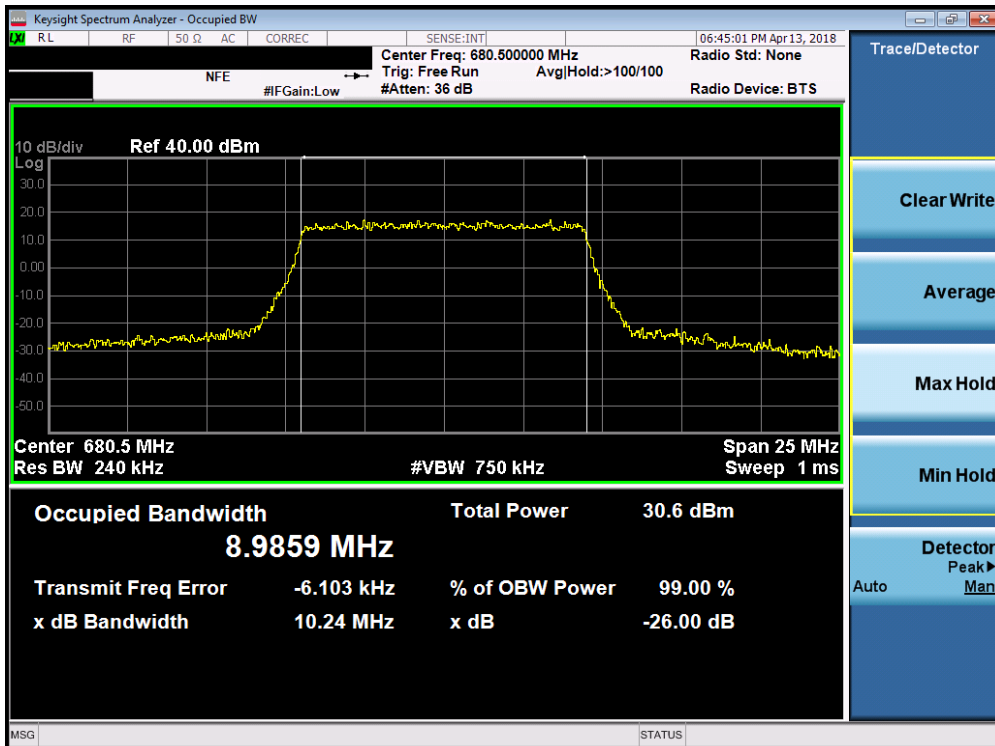


Plot 7-2. Occupied Bandwidth Plot (Band 71 - 5.0MHz 16-QAM - Full RB Configuration)

FCC ID: A3LSMS757BL		MEASUREMENT REPORT (CERTIFICATION)		Approved by: Quality Manager
Test Report S/N: 1M1805090103-03.A3L	Test Dates: 3/8 - 4/17/2018	EUT Type: Portable Handset		Page 18 of 149

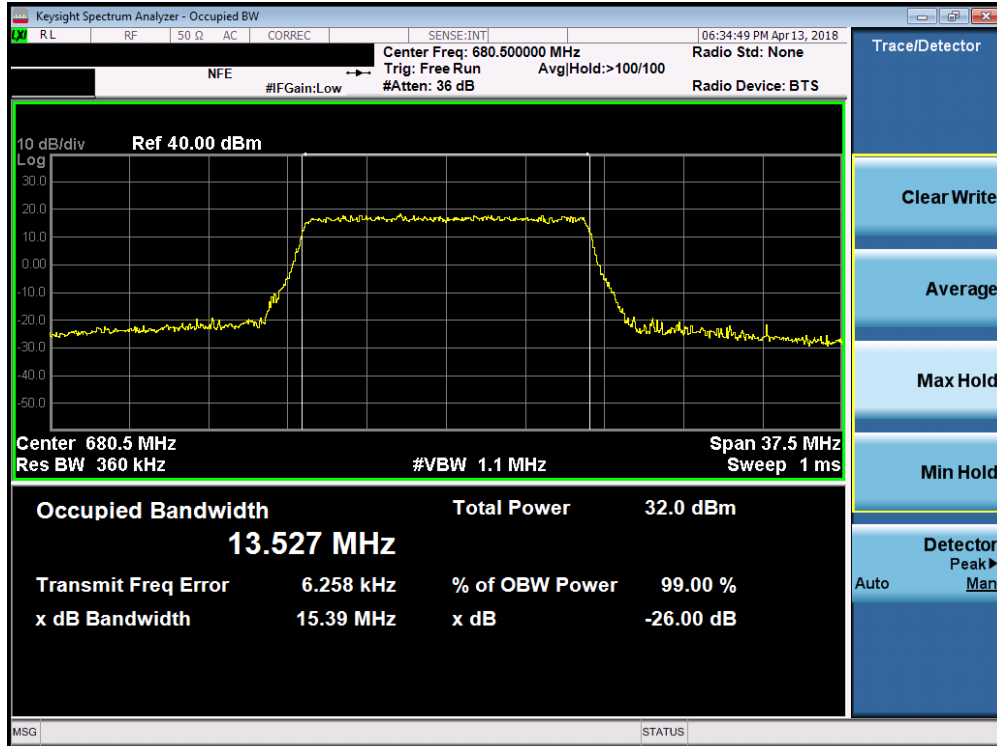


Plot 7-3. Occupied Bandwidth Plot (Band 71 - 10.0MHz QPSK - Full RB Configuration)

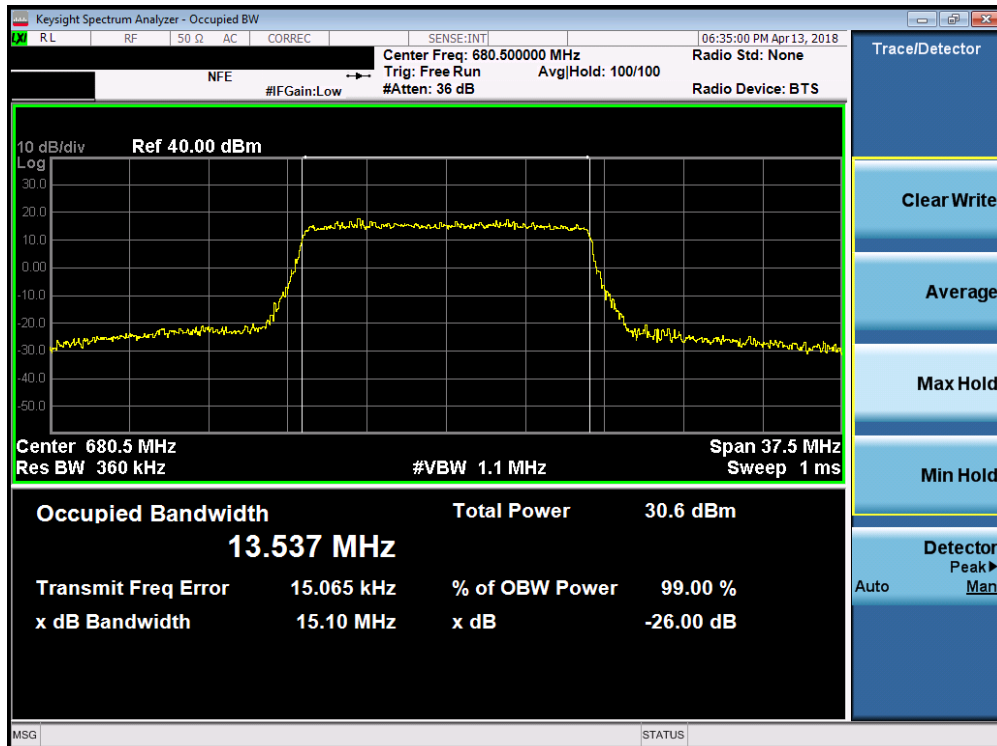


Plot 7-4. Occupied Bandwidth Plot (Band 71 - 10.0MHz 16-QAM - Full RB Configuration)

FCC ID: A3LSMS757BL		MEASUREMENT REPORT (CERTIFICATION)		Approved by: Quality Manager
Test Report S/N: 1M1805090103-03.A3L	Test Dates: 3/8 - 4/17/2018	EUT Type: Portable Handset		Page 19 of 149

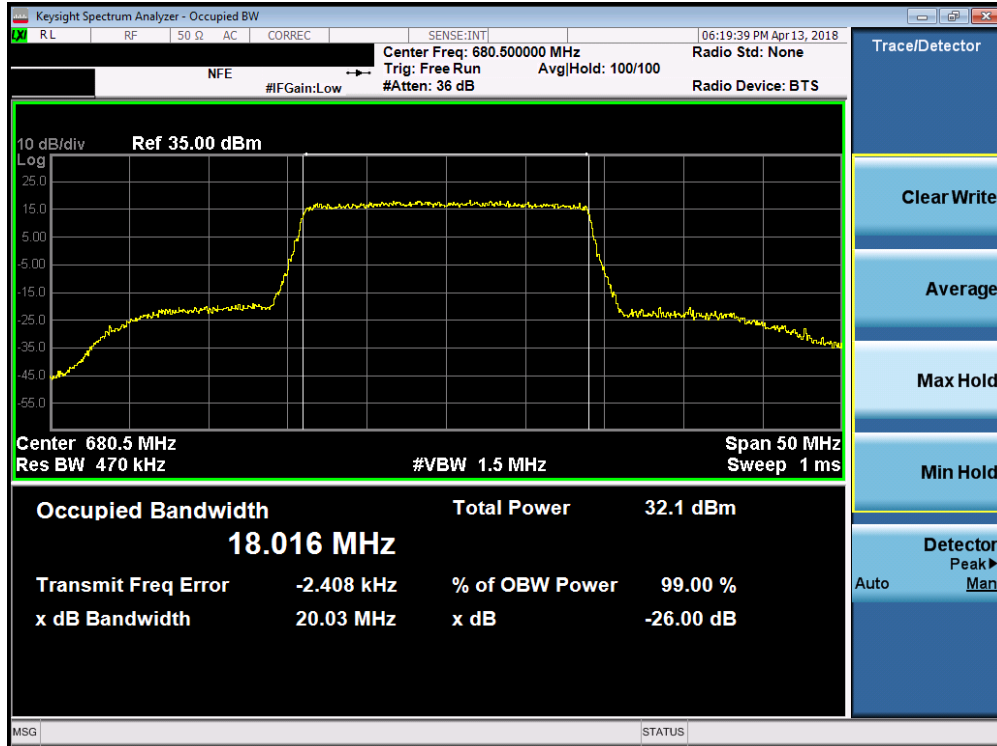


Plot 7-5. Occupied Bandwidth Plot (Band 71 - 15.0MHz QPSK - Full RB Configuration)

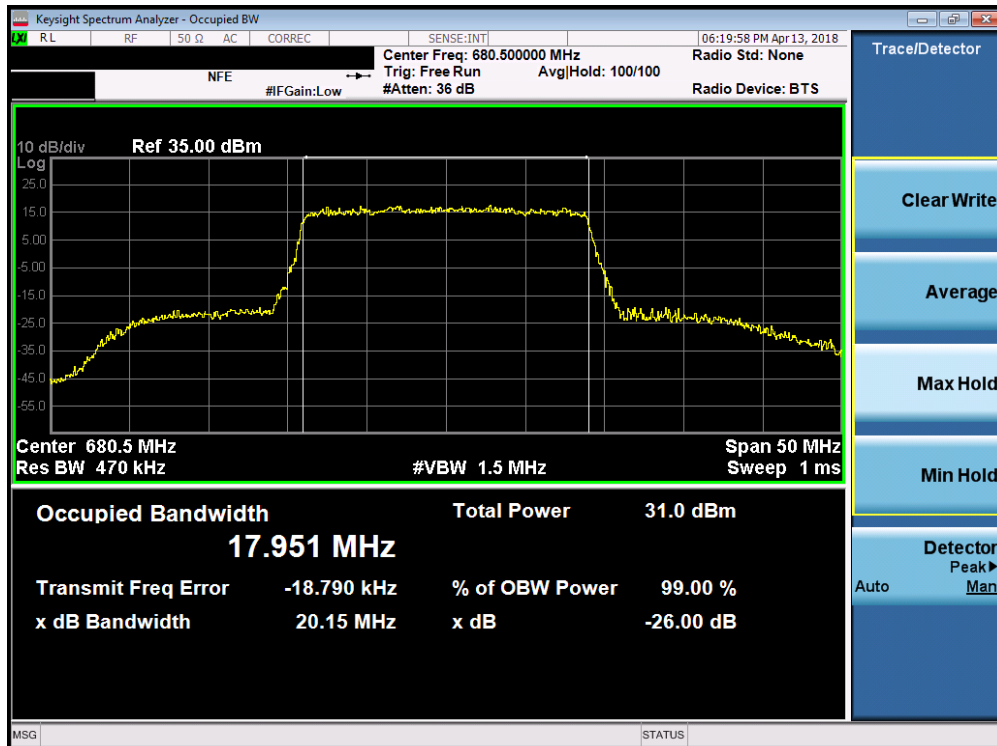


Plot 7-6. Occupied Bandwidth Plot (Band 71 - 15.0MHz 16-QAM - Full RB Configuration)

FCC ID: A3LSMS757BL		MEASUREMENT REPORT (CERTIFICATION)		Approved by: Quality Manager
Test Report S/N: 1M1805090103-03.A3L	Test Dates: 3/8 - 4/17/2018	EUT Type: Portable Handset		Page 20 of 149



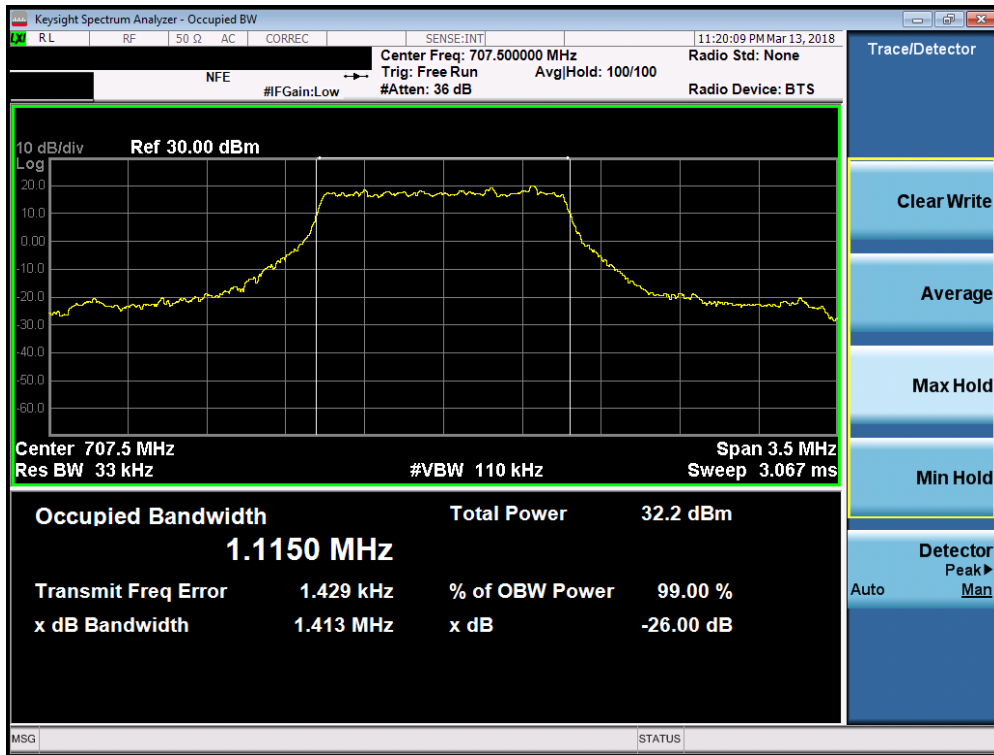
Plot 7-7. Occupied Bandwidth Plot (Band 71 - 20.0MHz QPSK - Full RB Configuration)



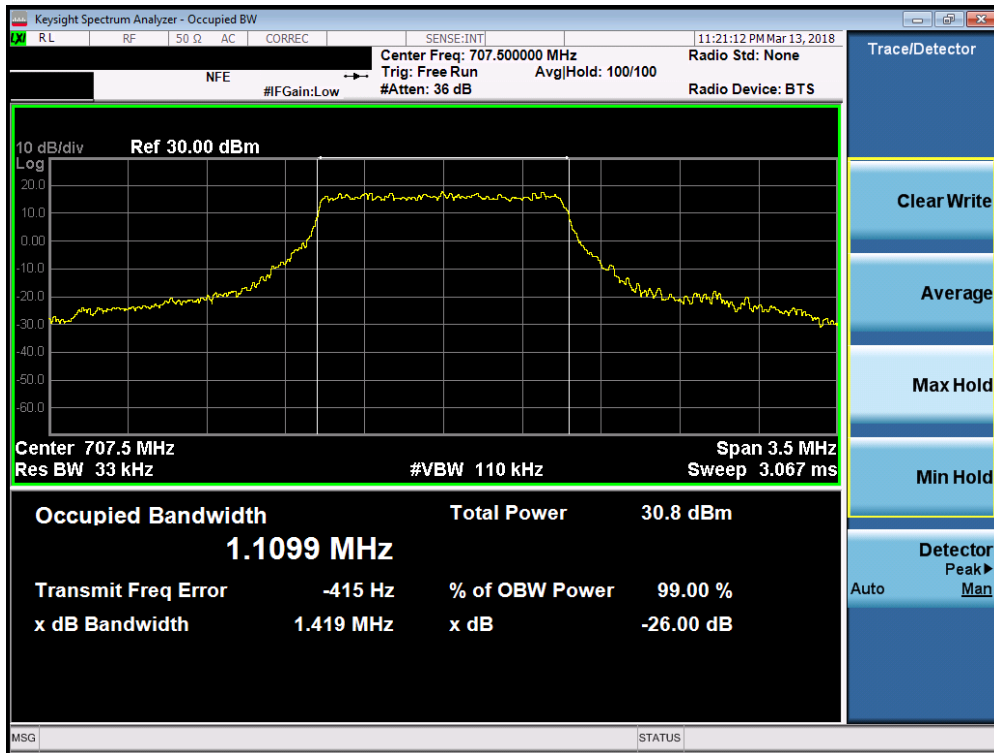
Plot 7-8. Occupied Bandwidth Plot (Band 71 - 20.0MHz 16-QAM - Full RB Configuration)

FCC ID: A3LSMS757BL		MEASUREMENT REPORT (CERTIFICATION)		Approved by: Quality Manager
Test Report S/N: 1M1805090103-03.A3L	Test Dates: 3/8 - 4/17/2018	EUT Type: Portable Handset		Page 21 of 149

**Band 12**

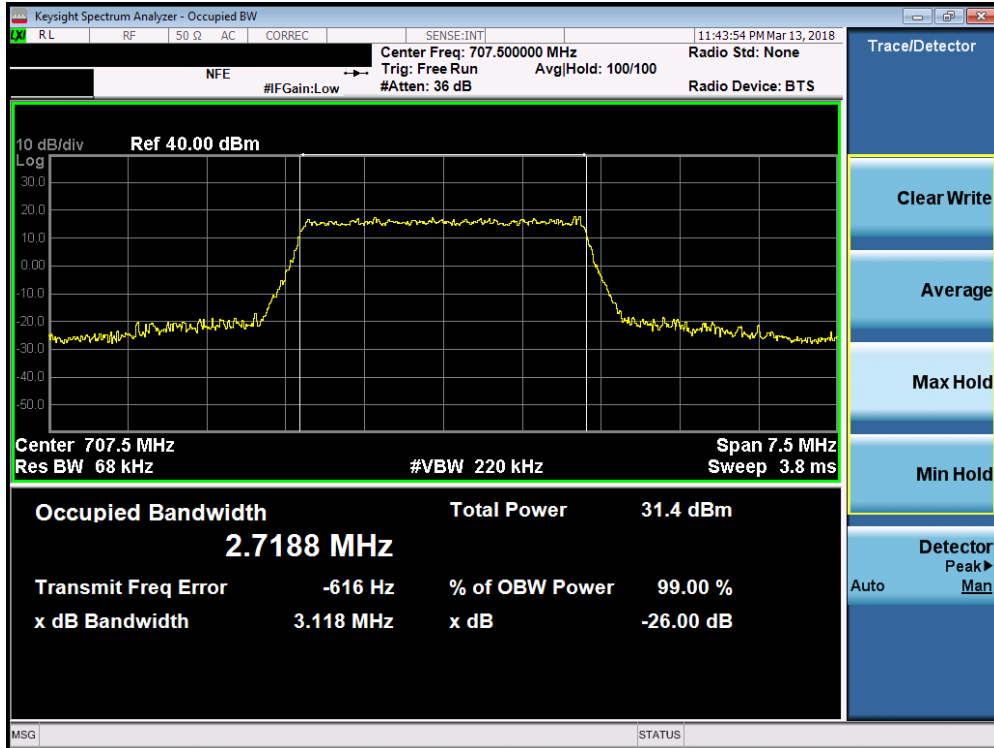


**Plot 7-9. Occupied Bandwidth Plot (Band 12 - 1.4.0MHz QPSK - Full RB Configuration)**

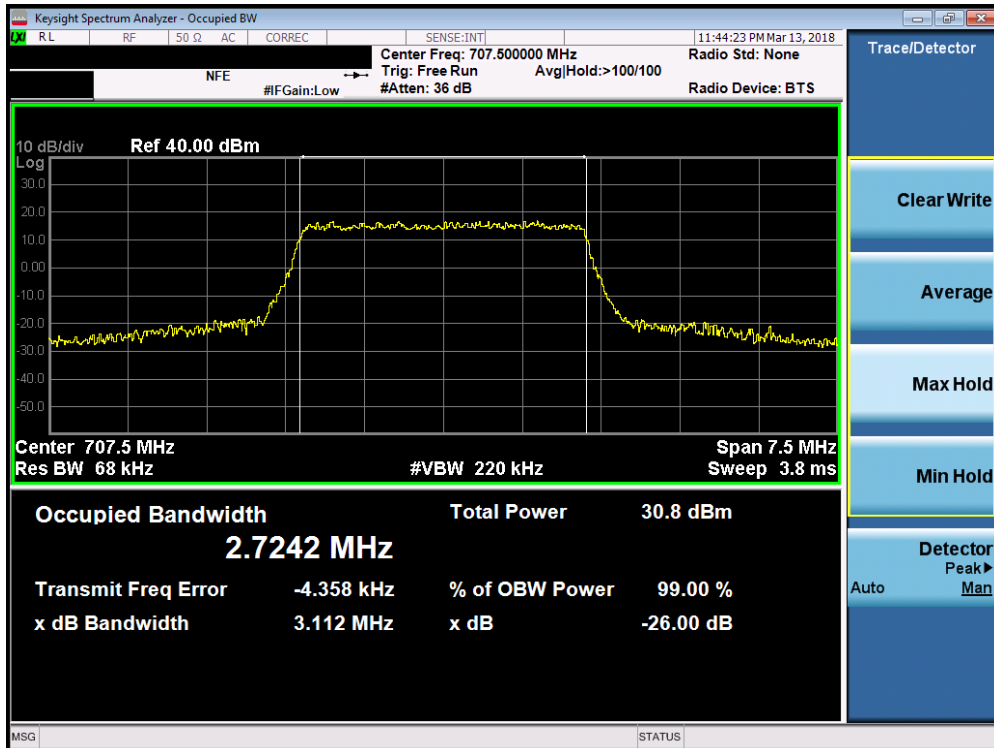


**Plot 7-10. Occupied Bandwidth Plot (Band 12 - 1.4.0MHz 16-QAM - Full RB Configuration)**

FCC ID: A3LSMS757BL		MEASUREMENT REPORT (CERTIFICATION)		Approved by: Quality Manager
Test Report S/N: 1M1805090103-03.A3L	Test Dates: 3/8 - 4/17/2018	EUT Type: Portable Handset		Page 22 of 149

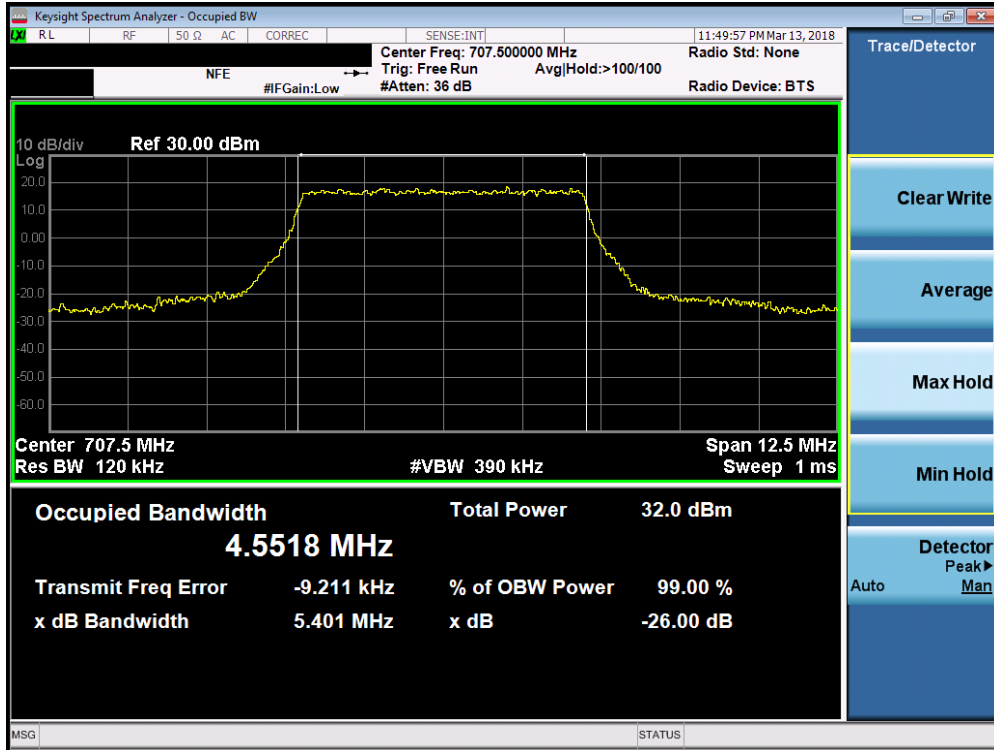


Plot 7-11. Occupied Bandwidth Plot (Band 12 - 3.0MHz QPSK - Full RB Configuration)

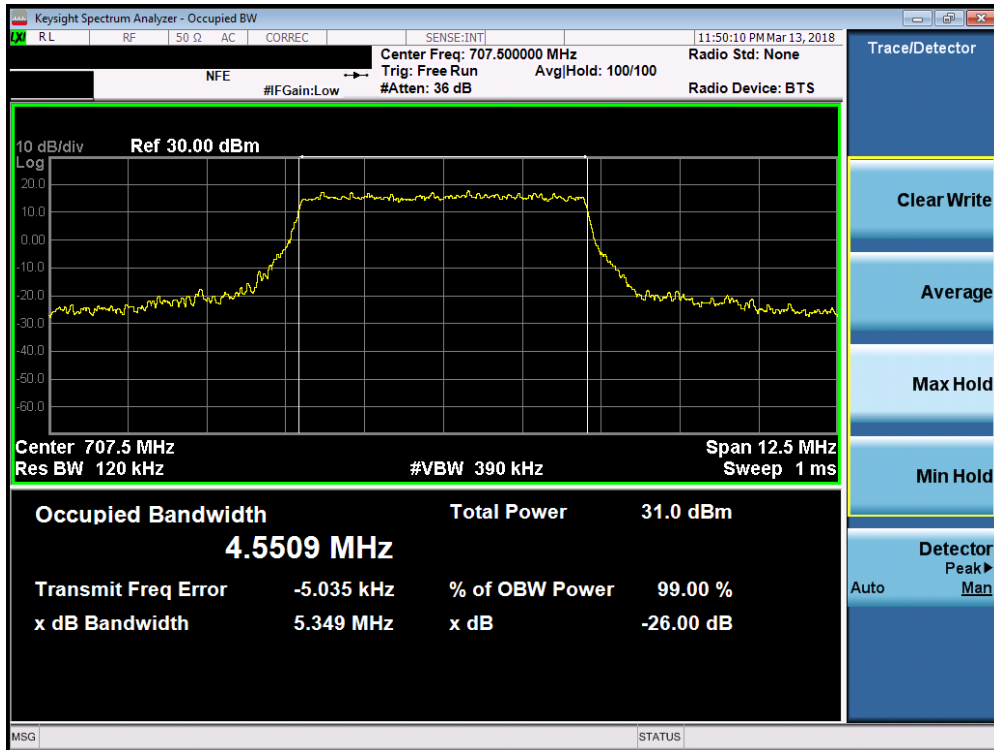


Plot 7-12. Occupied Bandwidth Plot (Band 12 - 3.0MHz 16-QAM - Full RB Configuration)

FCC ID: A3LSMS757BL		MEASUREMENT REPORT (CERTIFICATION)		Approved by: Quality Manager
Test Report S/N: 1M1805090103-03.A3L	Test Dates: 3/8 - 4/17/2018	EUT Type: Portable Handset		Page 23 of 149

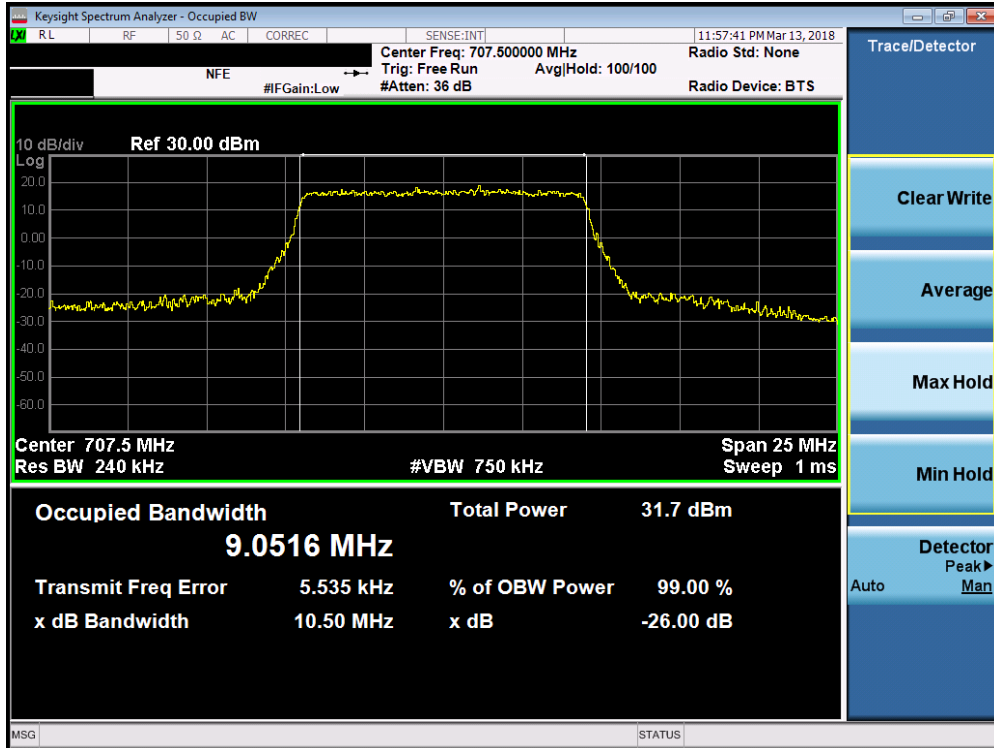


Plot 7-13. Occupied Bandwidth Plot (Band 12 - 5.0MHz QPSK - Full RB Configuration)

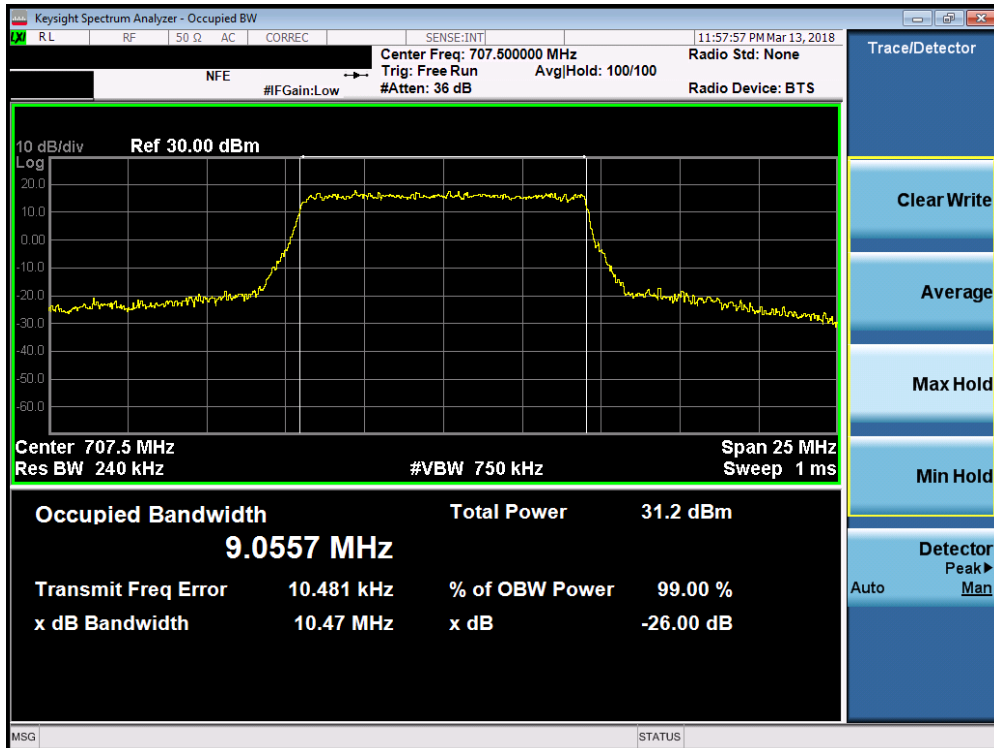


Plot 7-14. Occupied Bandwidth Plot (Band 12 - 5.0MHz 16-QAM - Full RB Configuration)

FCC ID: A3LSMS757BL		MEASUREMENT REPORT (CERTIFICATION)		Approved by: Quality Manager
Test Report S/N: 1M1805090103-03.A3L	Test Dates: 3/8 - 4/17/2018	EUT Type: Portable Handset		Page 24 of 149



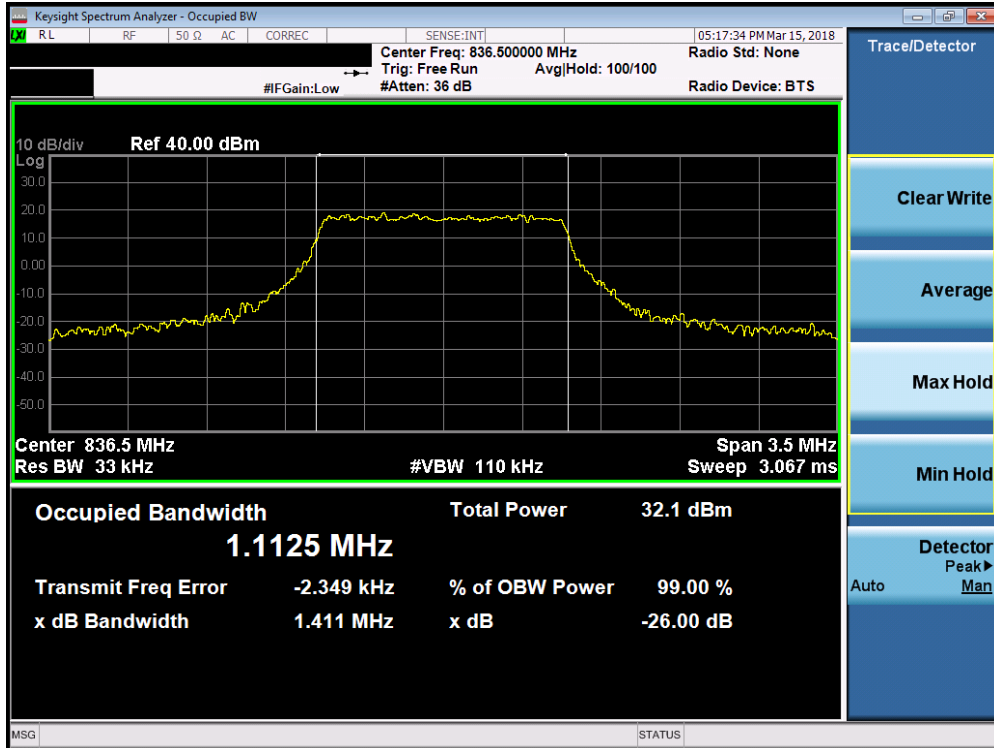
Plot 7-15. Occupied Bandwidth Plot (Band 12 - 10.0MHz QPSK - Full RB Configuration)



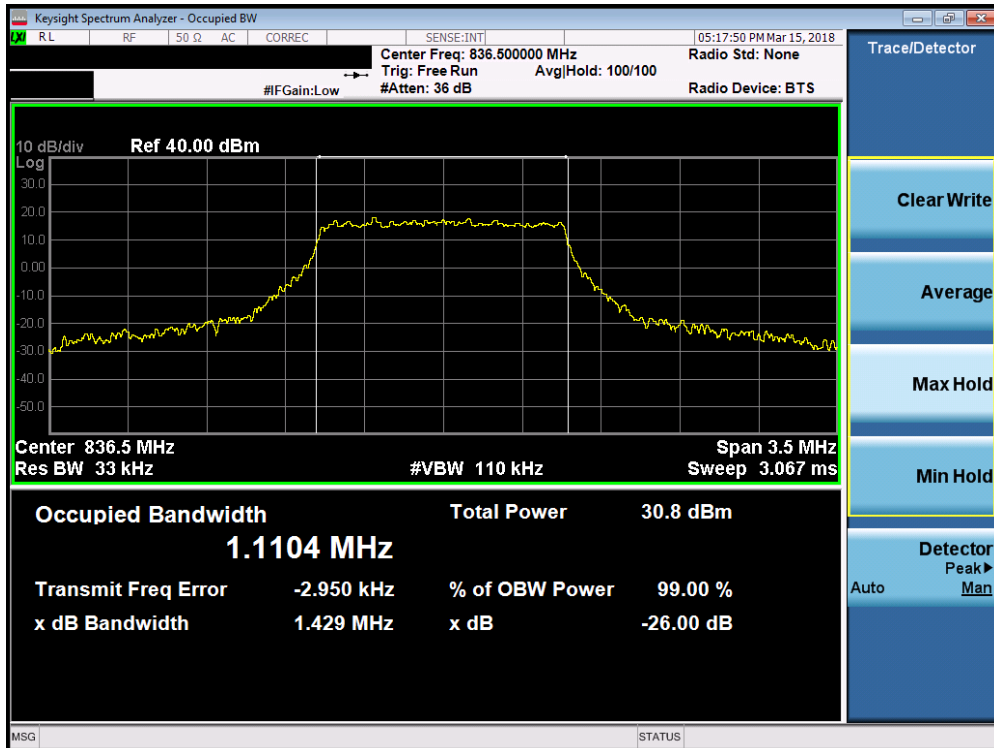
Plot 7-16. Occupied Bandwidth Plot (Band 12 - 10.0MHz 16-QAM - Full RB Configuration)

**Band 5**

FCC ID: A3LSMS757BL		MEASUREMENT REPORT (CERTIFICATION)		Approved by: Quality Manager
Test Report S/N: 1M1805090103-03.A3L	Test Dates: 3/8 - 4/17/2018	EUT Type: Portable Handset		Page 25 of 149

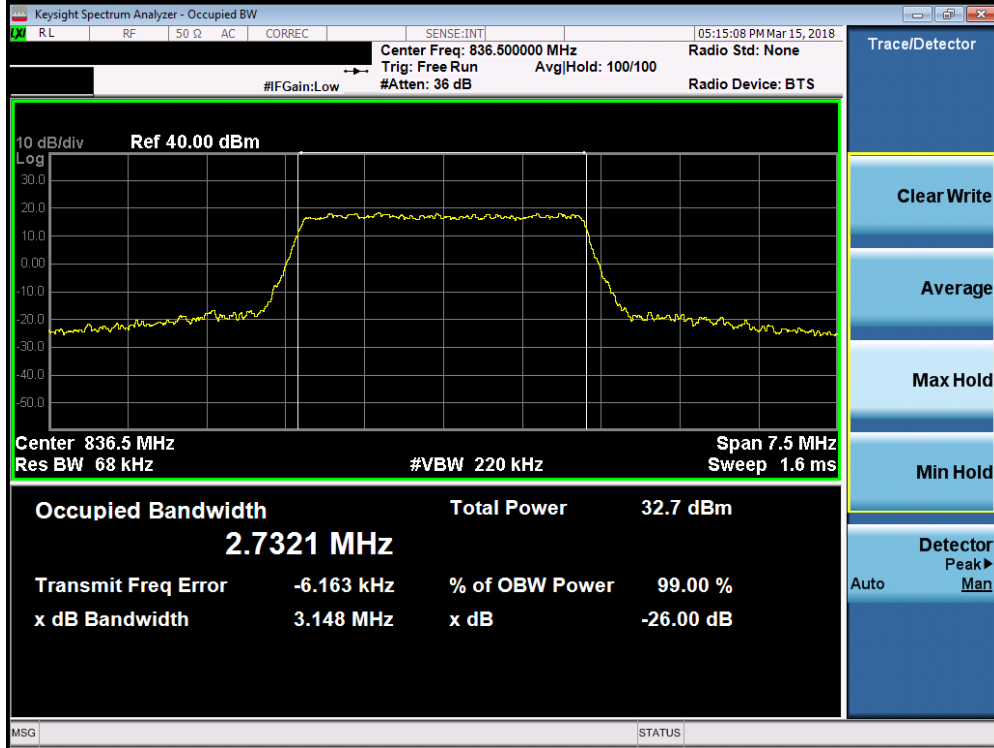


Plot 7-17. Occupied Bandwidth Plot (Band 5 - 1.4MHz QPSK - Full RB Configuration)

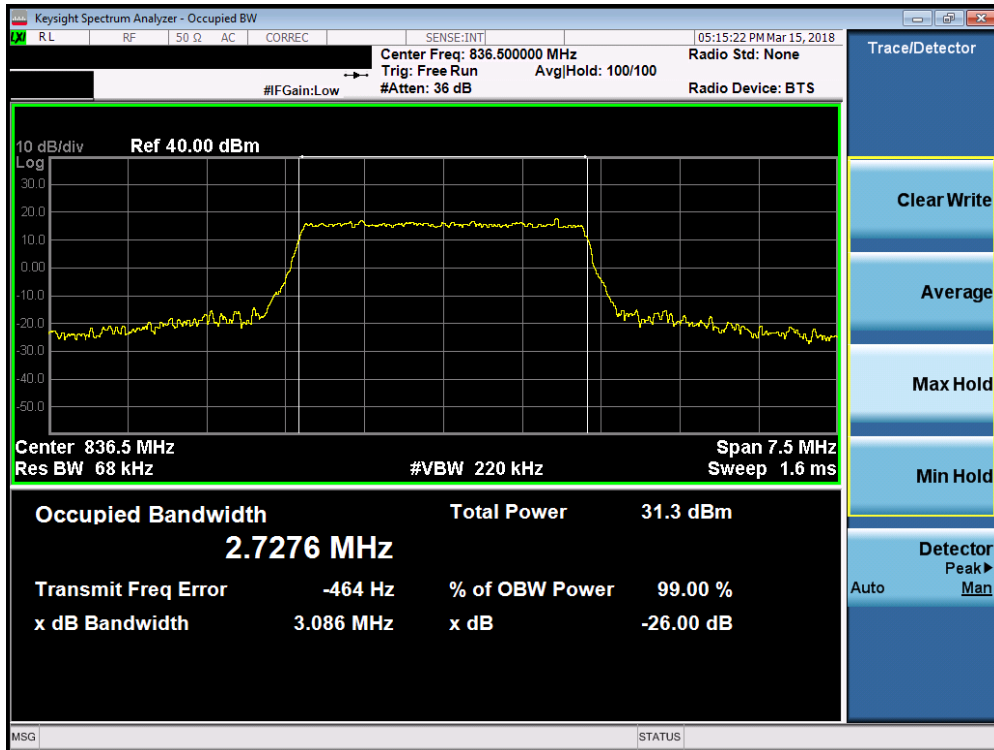


Plot 7-18. Occupied Bandwidth Plot (Band 5 - 1.4MHz 16-QAM - Full RB Configuration)

FCC ID: A3LSMS757BL		MEASUREMENT REPORT (CERTIFICATION)		Approved by: Quality Manager
Test Report S/N: 1M1805090103-03.A3L	Test Dates: 3/8 - 4/17/2018	EUT Type: Portable Handset		Page 26 of 149

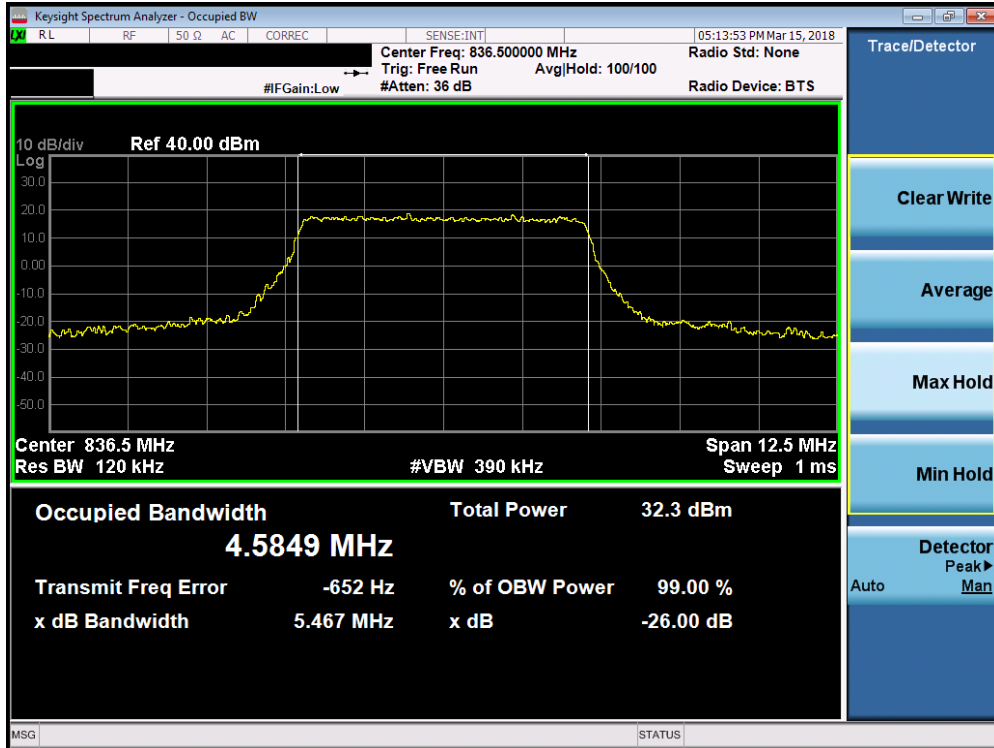


Plot 7-19. Occupied Bandwidth Plot (Band 5 - 3.0MHz QPSK - Full RB Configuration)

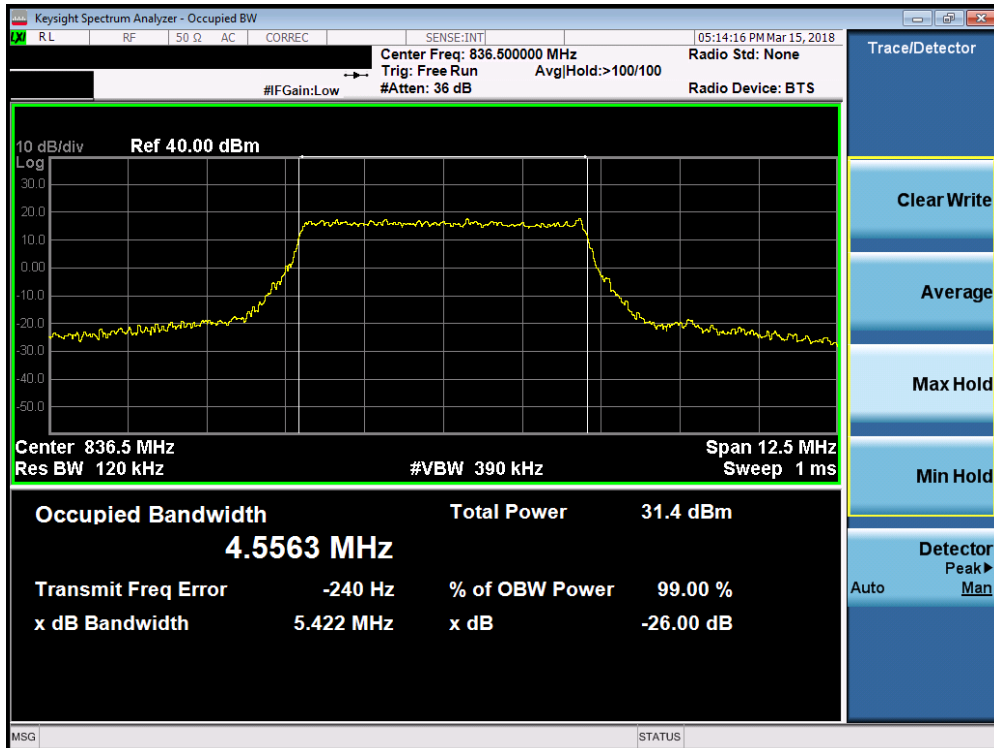


Plot 7-20. Occupied Bandwidth Plot (Band 5 - 3.0MHz 16-QAM - Full RB Configuration)

FCC ID: A3LSMS757BL		MEASUREMENT REPORT (CERTIFICATION)		Approved by: Quality Manager
Test Report S/N: 1M1805090103-03.A3L	Test Dates: 3/8 - 4/17/2018	EUT Type: Portable Handset		Page 27 of 149

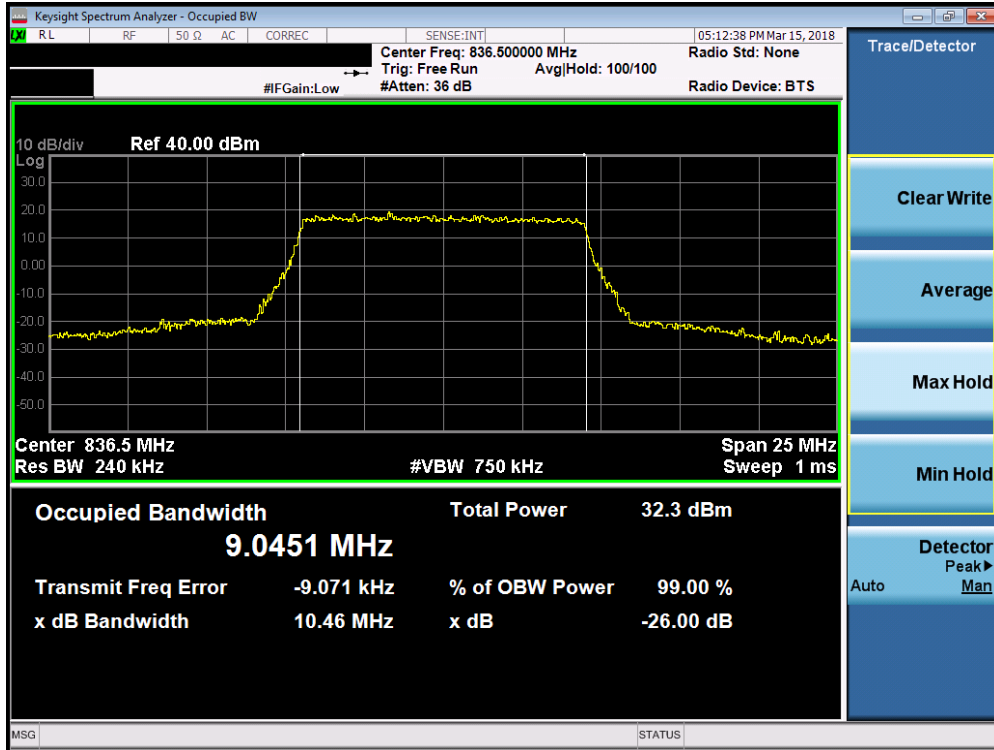


Plot 7-21. Occupied Bandwidth Plot (Band 5 - 5.0MHz QPSK - Full RB Configuration)

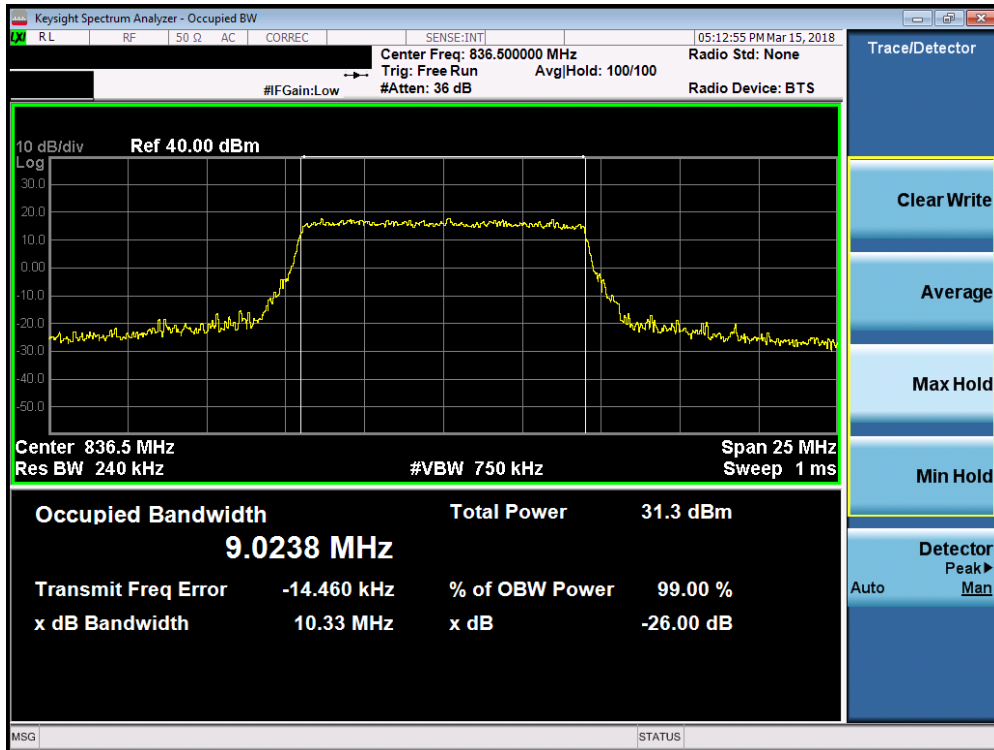


Plot 7-22. Occupied Bandwidth Plot (Band 5 - 5.0MHz 16-QAM - Full RB Configuration)

FCC ID: A3LSMS757BL		MEASUREMENT REPORT (CERTIFICATION)		Approved by: Quality Manager
Test Report S/N: 1M1805090103-03.A3L	Test Dates: 3/8 - 4/17/2018	EUT Type: Portable Handset		Page 28 of 149



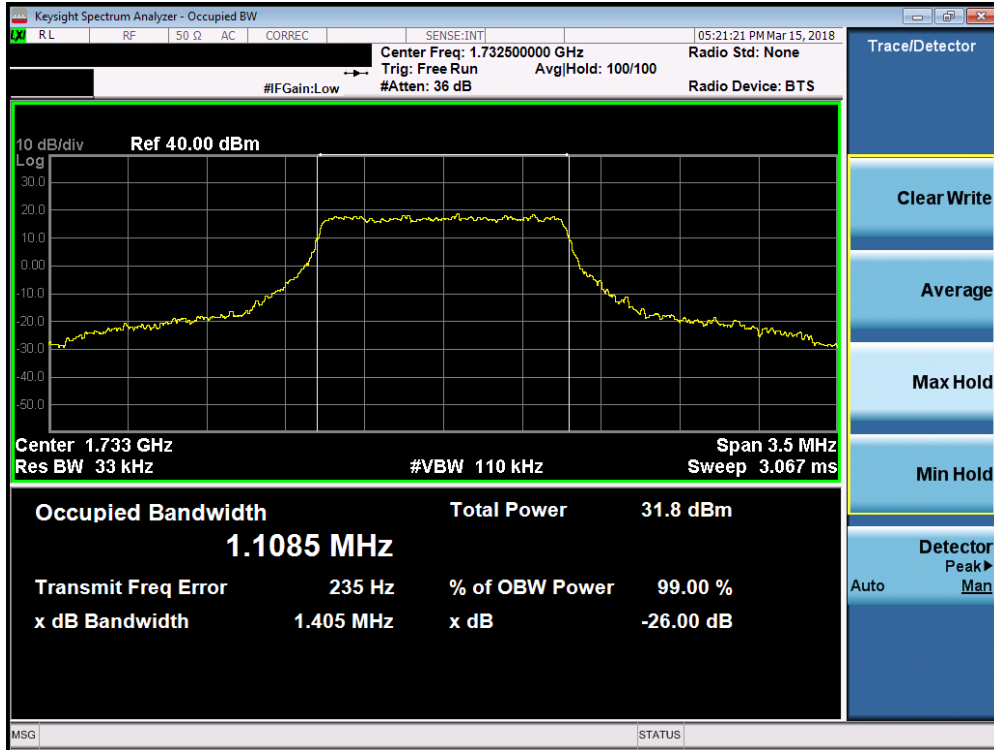
Plot 7-23. Occupied Bandwidth Plot (Band 5 - 10.0MHz QPSK - Full RB Configuration)



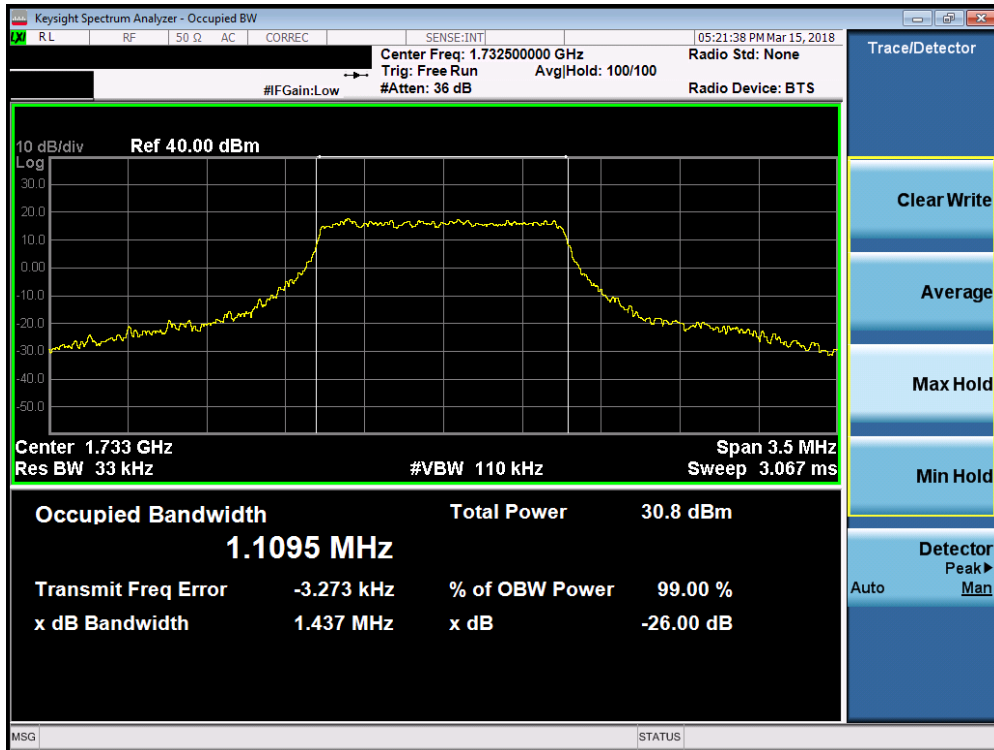
Plot 7-24. Occupied Bandwidth Plot (Band 5 - 10.0MHz 16-QAM - Full RB Configuration)

Band 66/4

FCC ID: A3LSMS757BL		MEASUREMENT REPORT (CERTIFICATION)		Approved by: Quality Manager
Test Report S/N: 1M1805090103-03.A3L	Test Dates: 3/8 - 4/17/2018	EUT Type: Portable Handset		Page 29 of 149

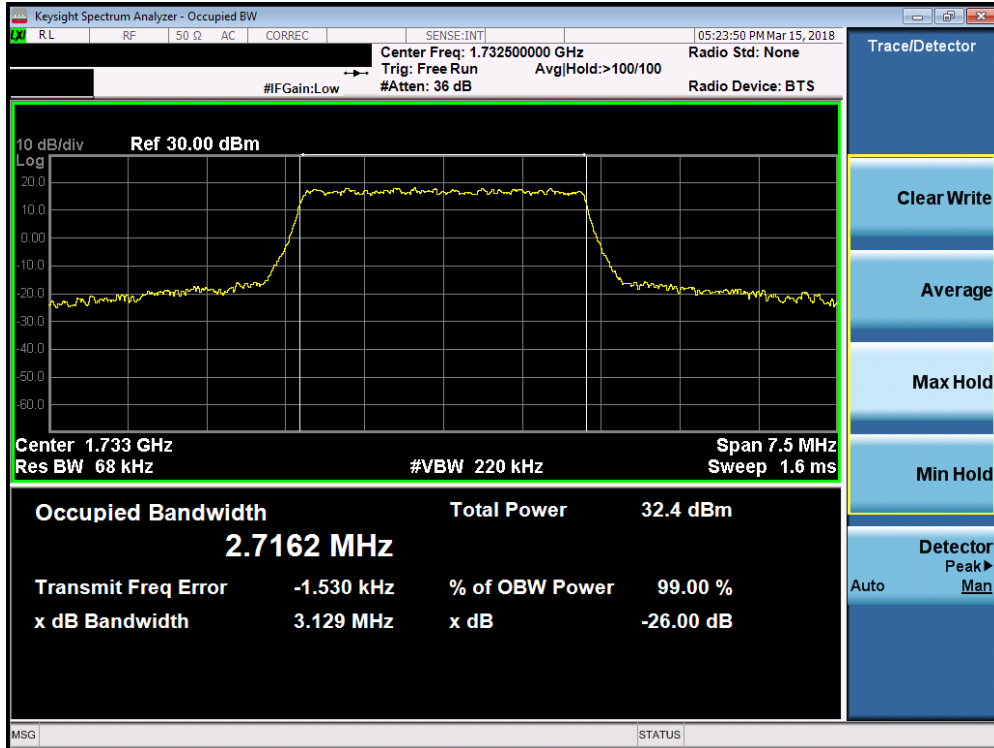


Plot 7-25. Occupied Bandwidth Plot (Band 66/4 - 1.4MHz QPSK - Full RB Configuration)

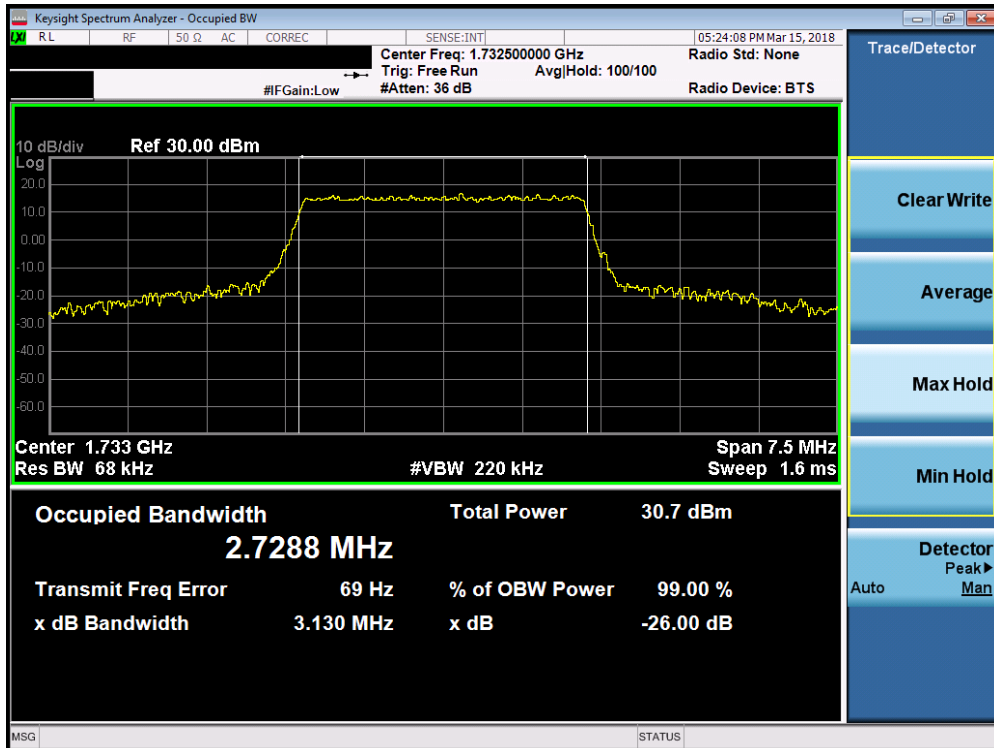


Plot 7-26. Occupied Bandwidth Plot (Band 66/4 - 1.4MHz 16-QAM - Full RB Configuration)

FCC ID: A3LSMS757BL		MEASUREMENT REPORT (CERTIFICATION)		Approved by: Quality Manager
Test Report S/N: 1M1805090103-03.A3L	Test Dates: 3/8 - 4/17/2018	EUT Type: Portable Handset		Page 30 of 149

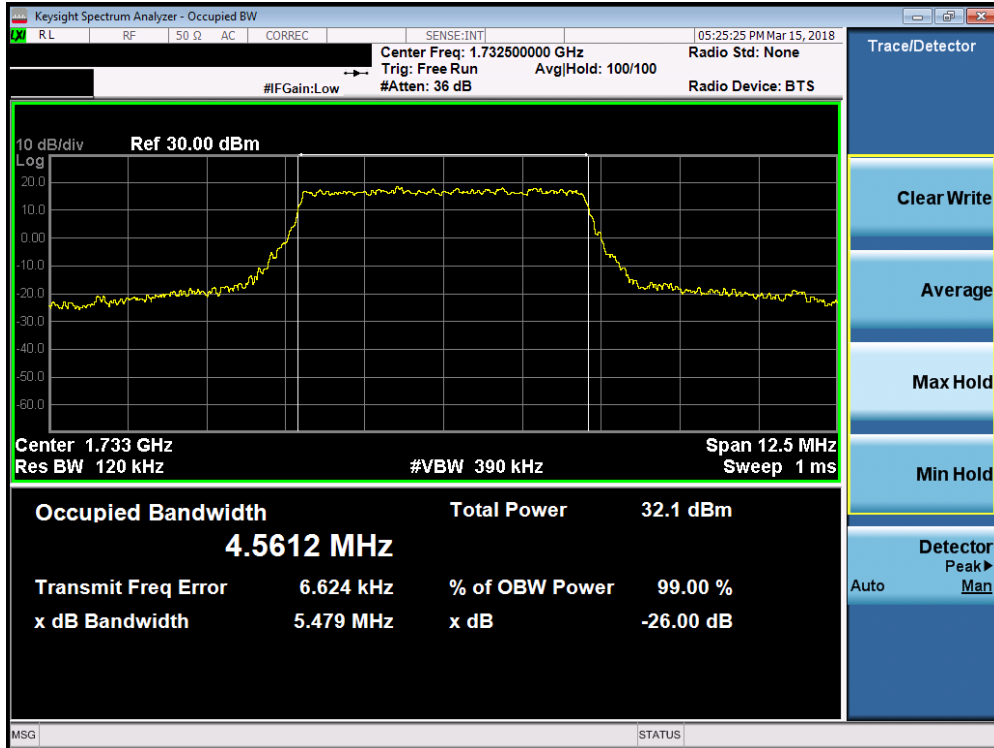


Plot 7-27. Occupied Bandwidth Plot (Band 66/4 - 3.0MHz QPSK - Full RB Configuration)

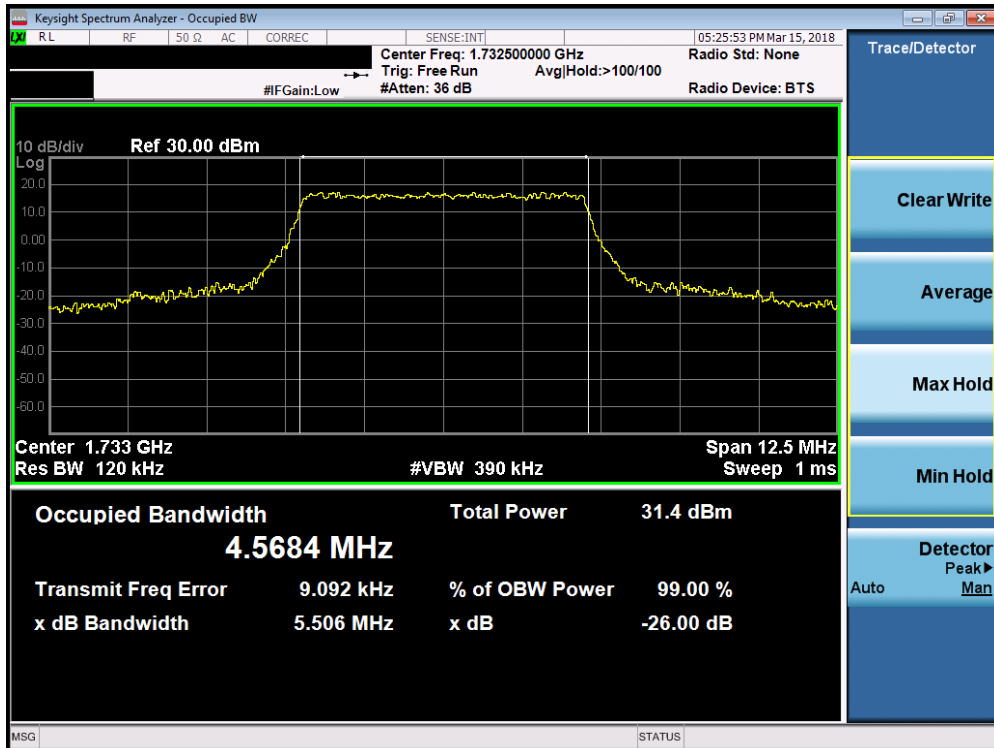


Plot 7-28. Occupied Bandwidth Plot (Band 66/4 - 3.0MHz 16-QAM - Full RB Configuration)

FCC ID: A3LSMS757BL		MEASUREMENT REPORT (CERTIFICATION)		Approved by: Quality Manager
Test Report S/N: 1M1805090103-03.A3L	Test Dates: 3/8 - 4/17/2018	EUT Type: Portable Handset		Page 31 of 149

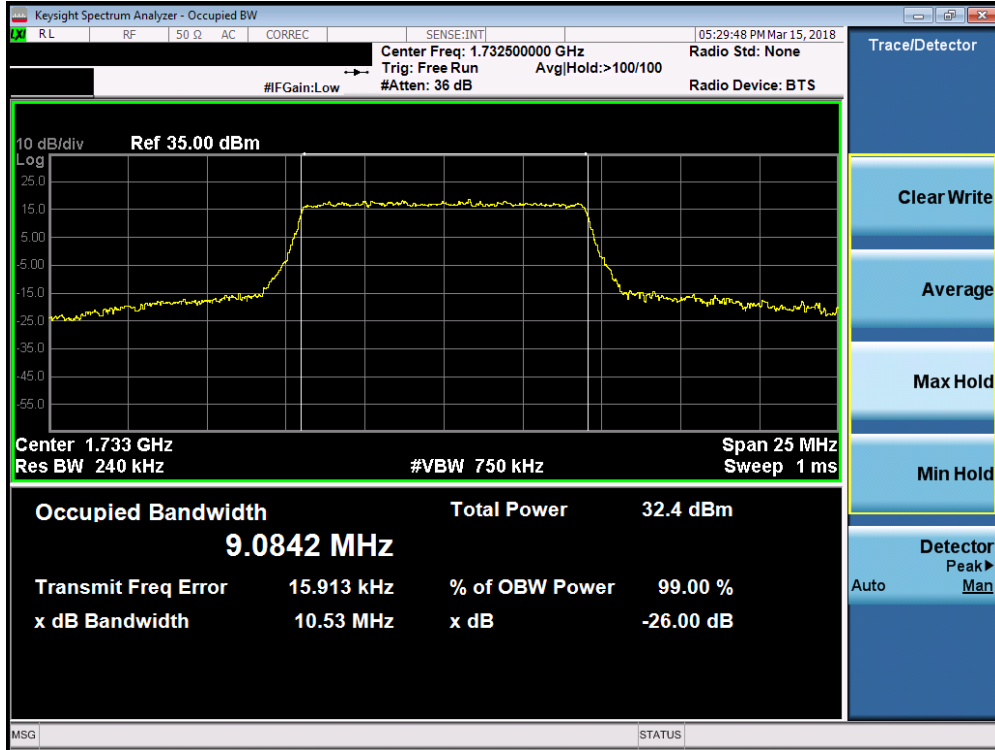


Plot 7-29. Occupied Bandwidth Plot (Band 66/4 - 5.0MHz QPSK - Full RB Configuration)

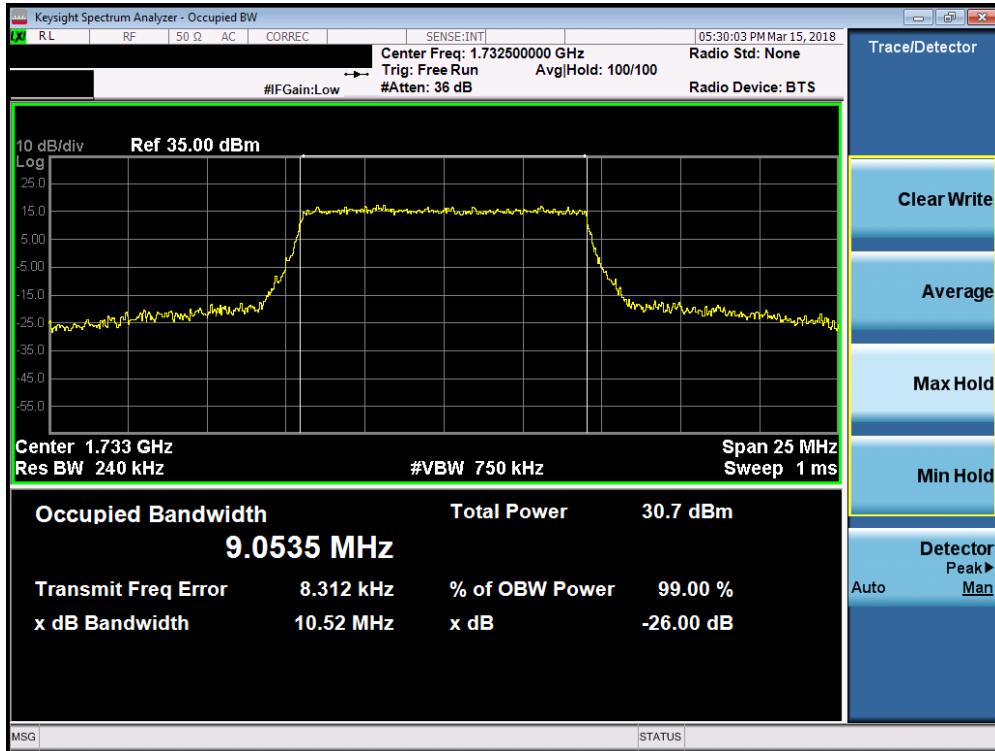


Plot 7-30. Occupied Bandwidth Plot (Band 66/4 - 5.0MHz 16-QAM - Full RB Configuration)

FCC ID: A3LSMS757BL		MEASUREMENT REPORT (CERTIFICATION)		Approved by: Quality Manager
Test Report S/N: 1M1805090103-03.A3L	Test Dates: 3/8 - 4/17/2018	EUT Type: Portable Handset		Page 32 of 149

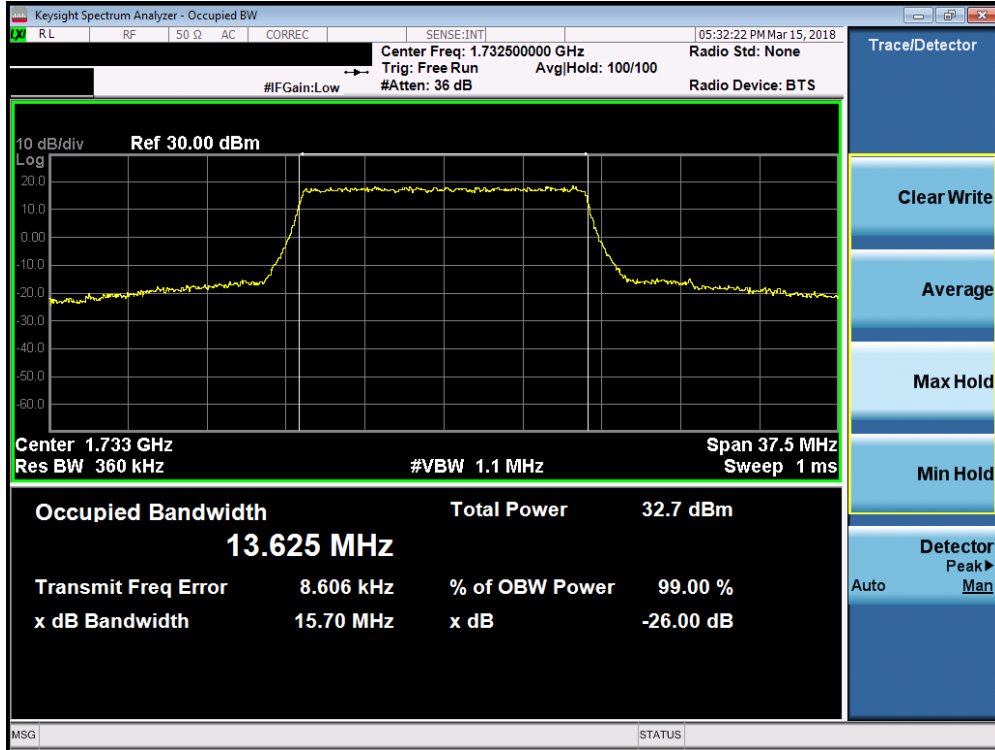


Plot 7-31. Occupied Bandwidth Plot (Band 66/4 - 10.0MHz QPSK - Full RB Configuration)

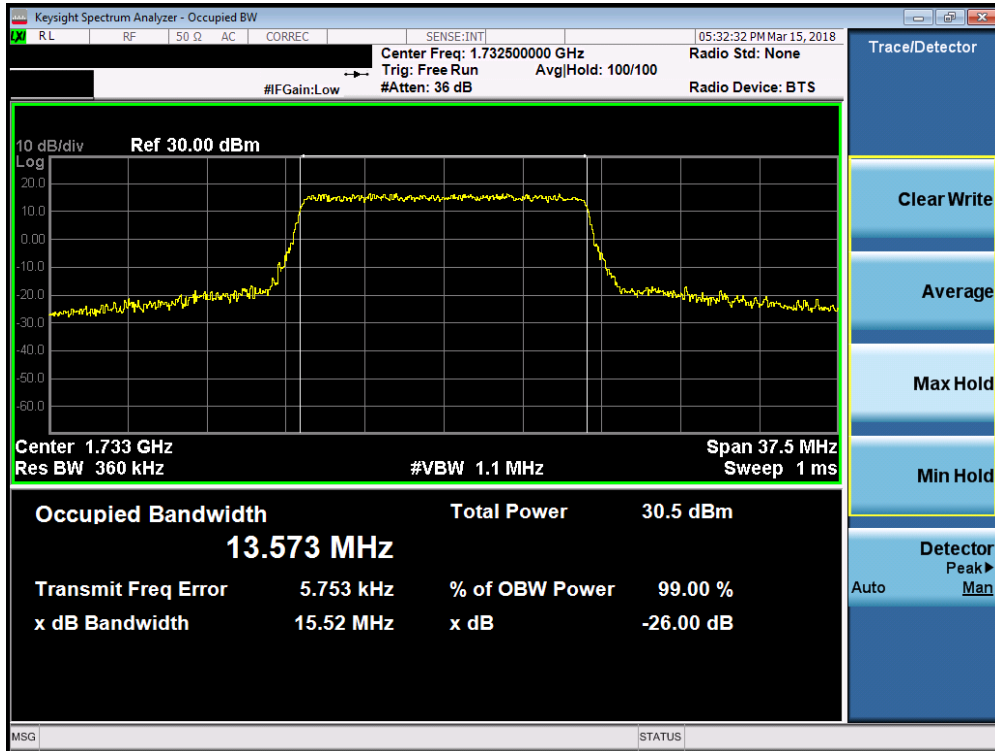


Plot 7-32. Occupied Bandwidth Plot (Band 66/4 - 10.0MHz 16-QAM - Full RB Configuration)

FCC ID: A3LSMS757BL		MEASUREMENT REPORT (CERTIFICATION)		Approved by: Quality Manager
Test Report S/N: 1M1805090103-03.A3L	Test Dates: 3/8 - 4/17/2018	EUT Type: Portable Handset		Page 33 of 149

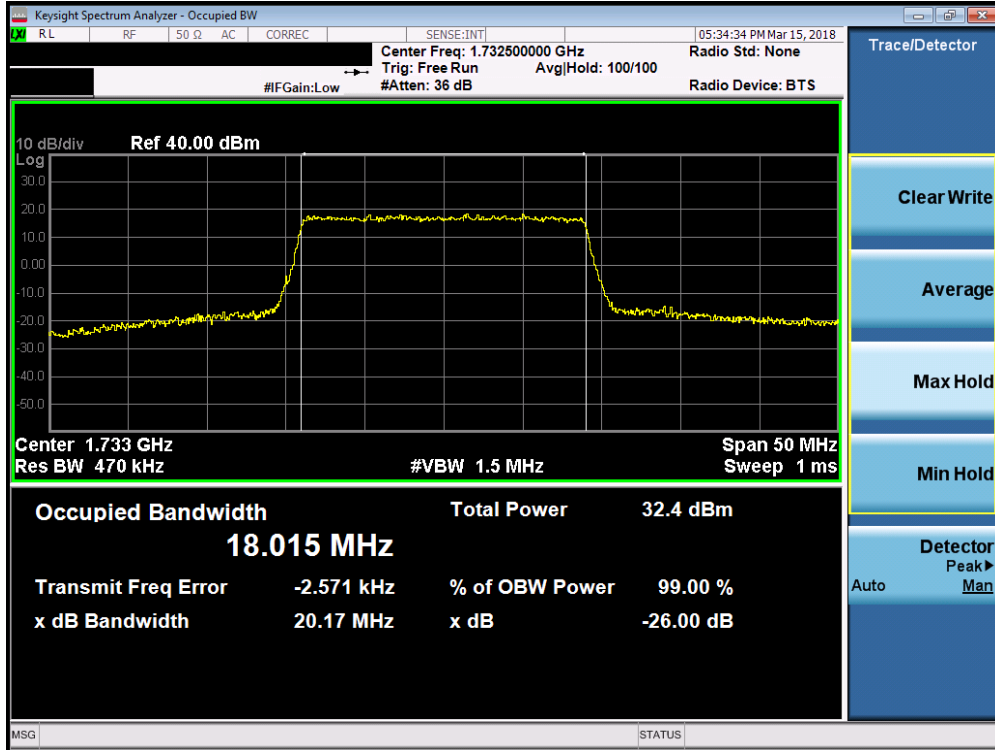


Plot 7-33. Occupied Bandwidth Plot (Band 66/4 - 15.0MHz QPSK - Full RB Configuration)



Plot 7-34. Occupied Bandwidth Plot (Band 66/4 - 15.0MHz 16-QAM - Full RB Configuration)

FCC ID: A3LSMS757BL		MEASUREMENT REPORT (CERTIFICATION)		Approved by: Quality Manager
Test Report S/N: 1M1805090103-03.A3L	Test Dates: 3/8 - 4/17/2018	EUT Type: Portable Handset		Page 34 of 149



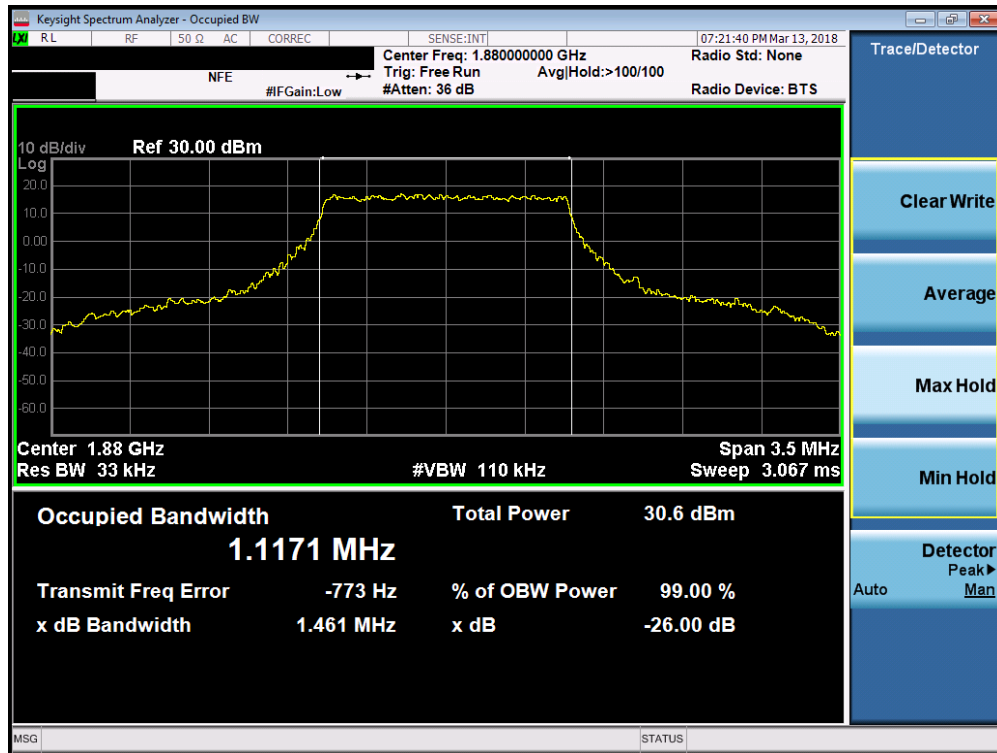
Plot 7-35. Occupied Bandwidth Plot (Band 66/4 - 20.0MHz QPSK - Full RB Configuration)



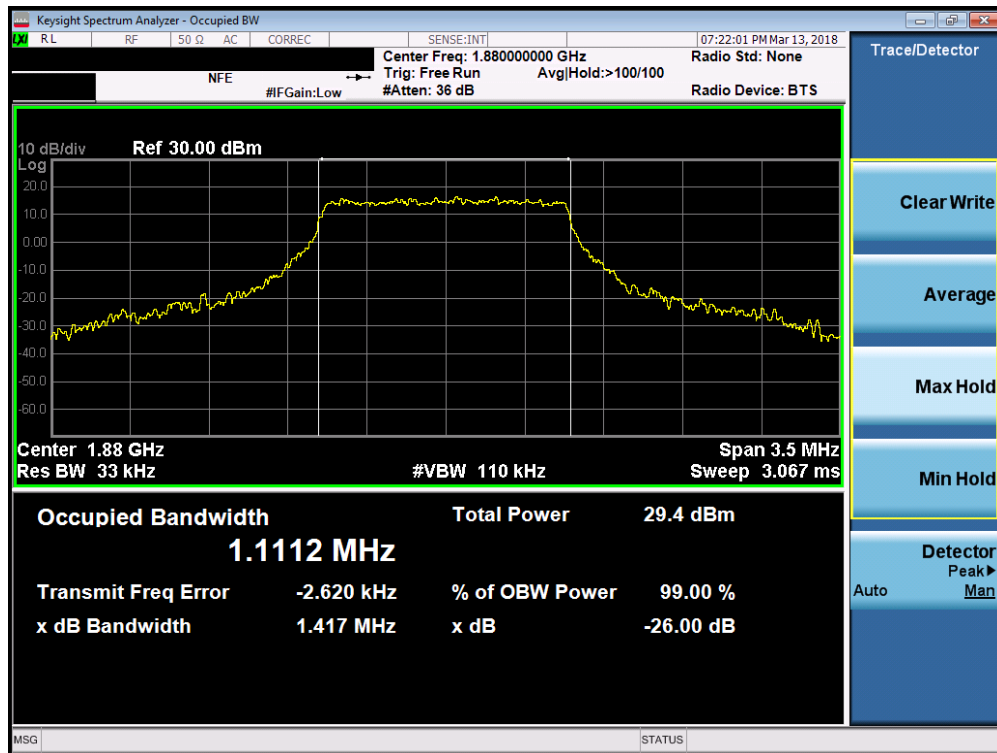
Plot 7-36. Occupied Bandwidth Plot (Band 66/4 - 20.0MHz 16-QAM - Full RB Configuration)

FCC ID: A3LSMS757BL		MEASUREMENT REPORT (CERTIFICATION)		Approved by: Quality Manager
Test Report S/N: 1M1805090103-03.A3L	Test Dates: 3/8 - 4/17/2018	EUT Type: Portable Handset		Page 35 of 149

**Band 2**

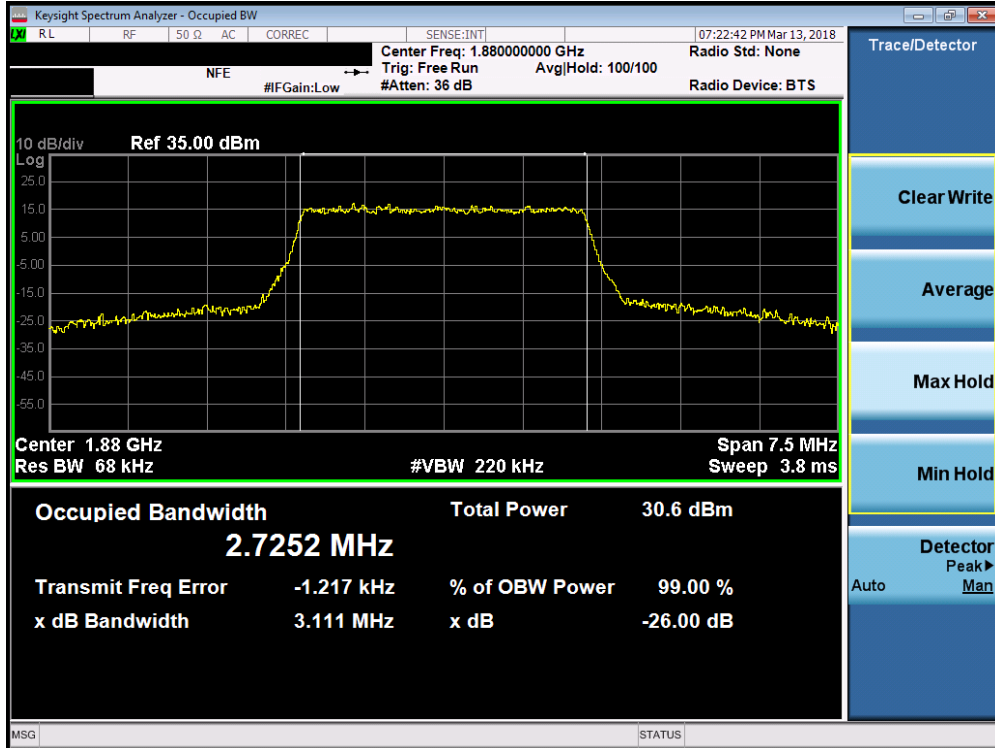


**Plot 7-37. Occupied Bandwidth Plot (Band 2 - 1.4MHz QPSK - Full RB Configuration)**

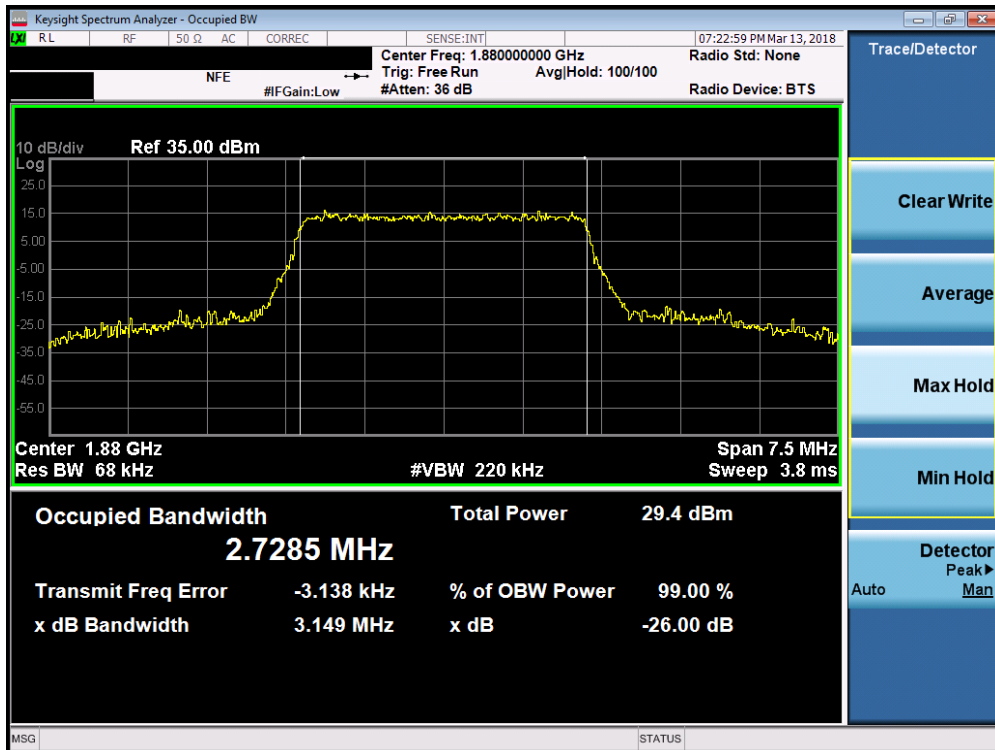


**Plot 7-38. Occupied Bandwidth Plot (Band 2 - 1.4MHz 16-QAM - Full RB Configuration)**

FCC ID: A3LSMS757BL		MEASUREMENT REPORT (CERTIFICATION)		Approved by: Quality Manager
Test Report S/N: 1M1805090103-03.A3L	Test Dates: 3/8 - 4/17/2018	EUT Type: Portable Handset		Page 36 of 149

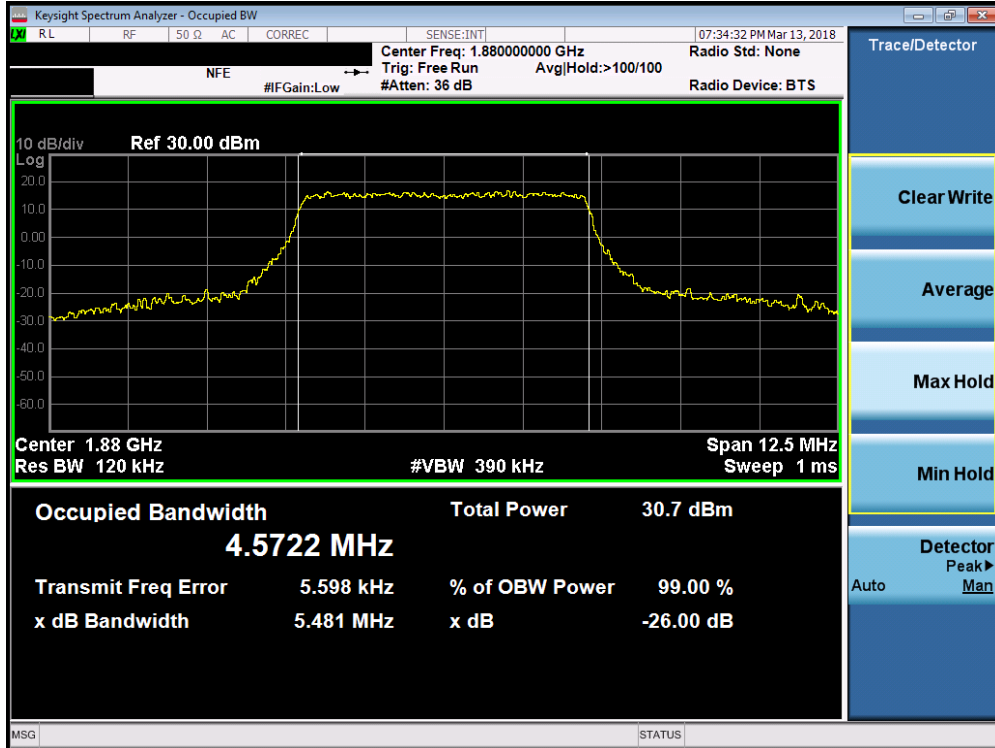


Plot 7-39. Occupied Bandwidth Plot (Band 2 - 3.0MHz QPSK - Full RB Configuration)

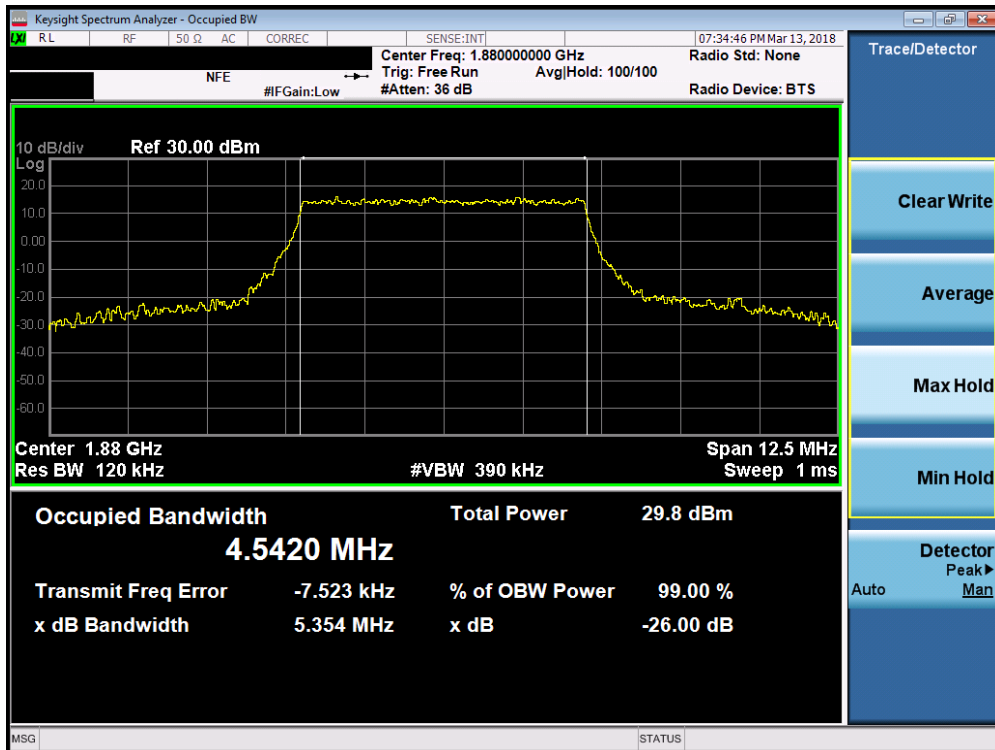


Plot 7-40. Occupied Bandwidth Plot (Band 2 - 3.0MHz 16-QAM - Full RB Configuration)

FCC ID: A3LSMS757BL		MEASUREMENT REPORT (CERTIFICATION)		Approved by: Quality Manager
Test Report S/N: 1M1805090103-03.A3L	Test Dates: 3/8 - 4/17/2018	EUT Type: Portable Handset		Page 37 of 149

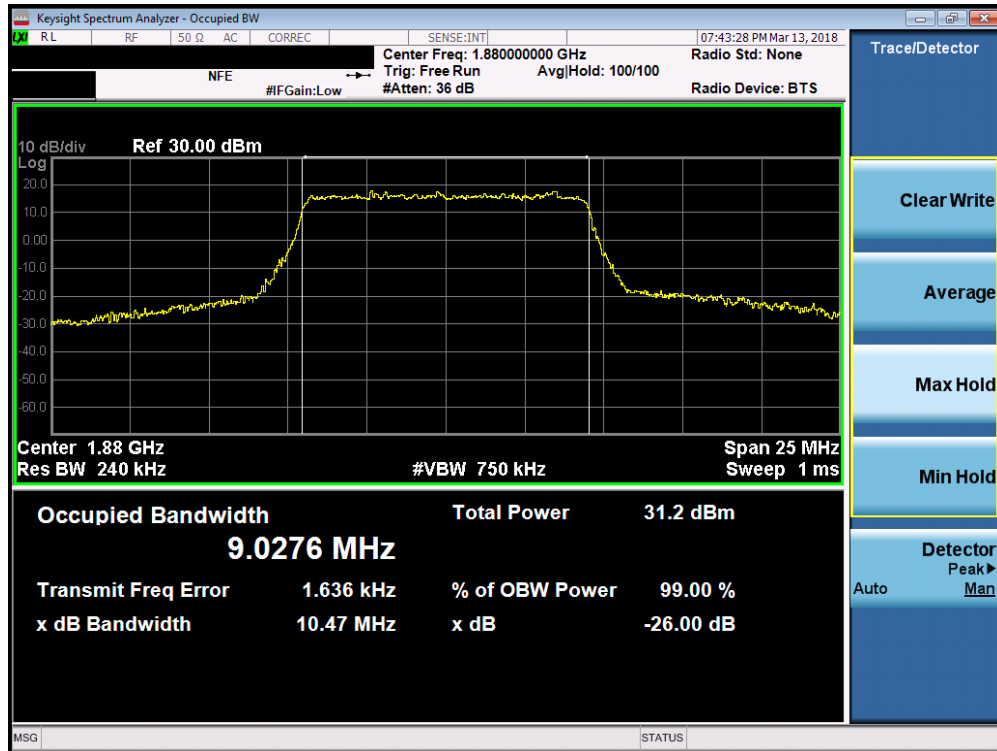


Plot 7-41. Occupied Bandwidth Plot (Band 2 - 5.0MHz QPSK - Full RB Configuration)

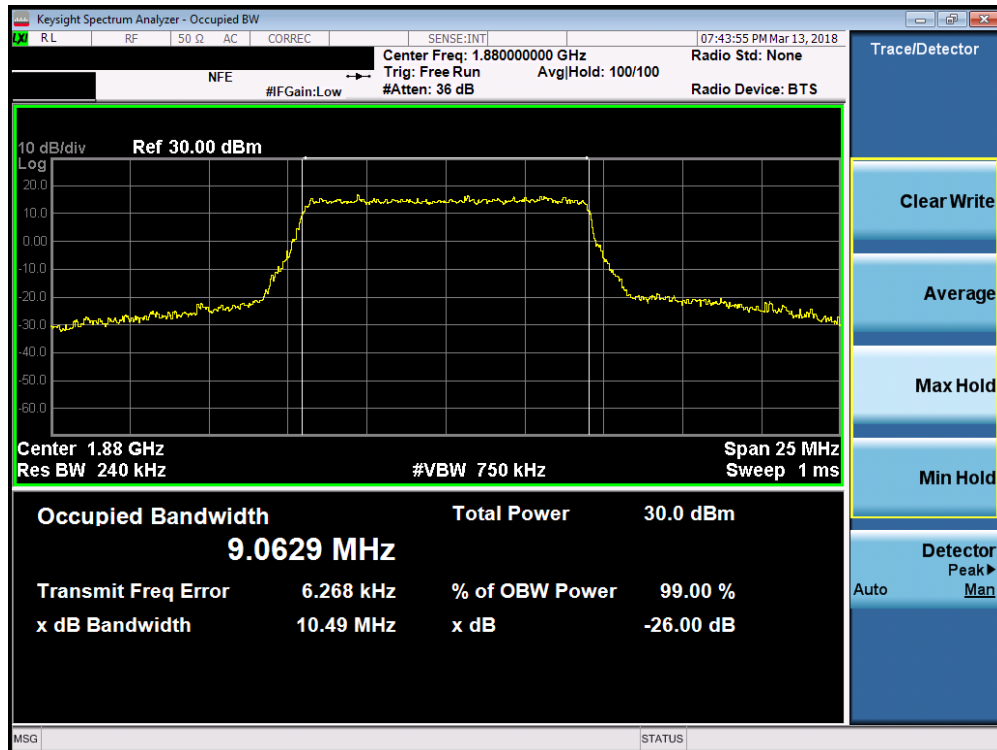


Plot 7-42. Occupied Bandwidth Plot (Band 2 - 5.0MHz 16-QAM - Full RB Configuration)

FCC ID: A3LSMS757BL		MEASUREMENT REPORT (CERTIFICATION)		Approved by: Quality Manager
Test Report S/N: 1M1805090103-03.A3L	Test Dates: 3/8 - 4/17/2018	EUT Type: Portable Handset		Page 38 of 149

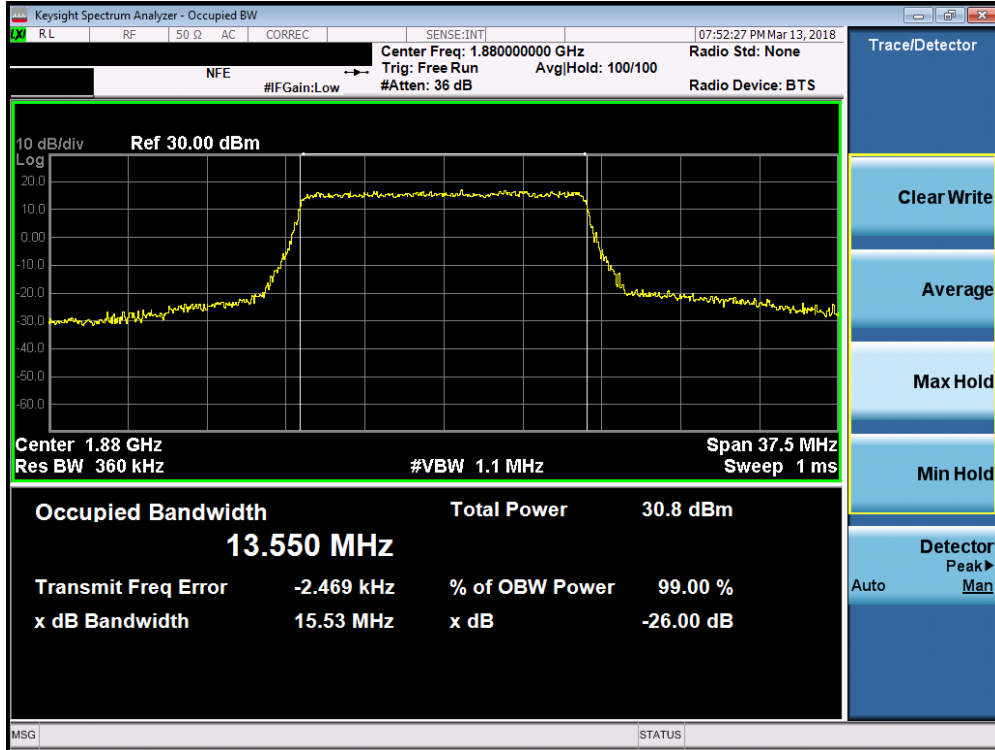


Plot 7-43. Occupied Bandwidth Plot (Band 2 - 10.0MHz QPSK - Full RB Configuration)

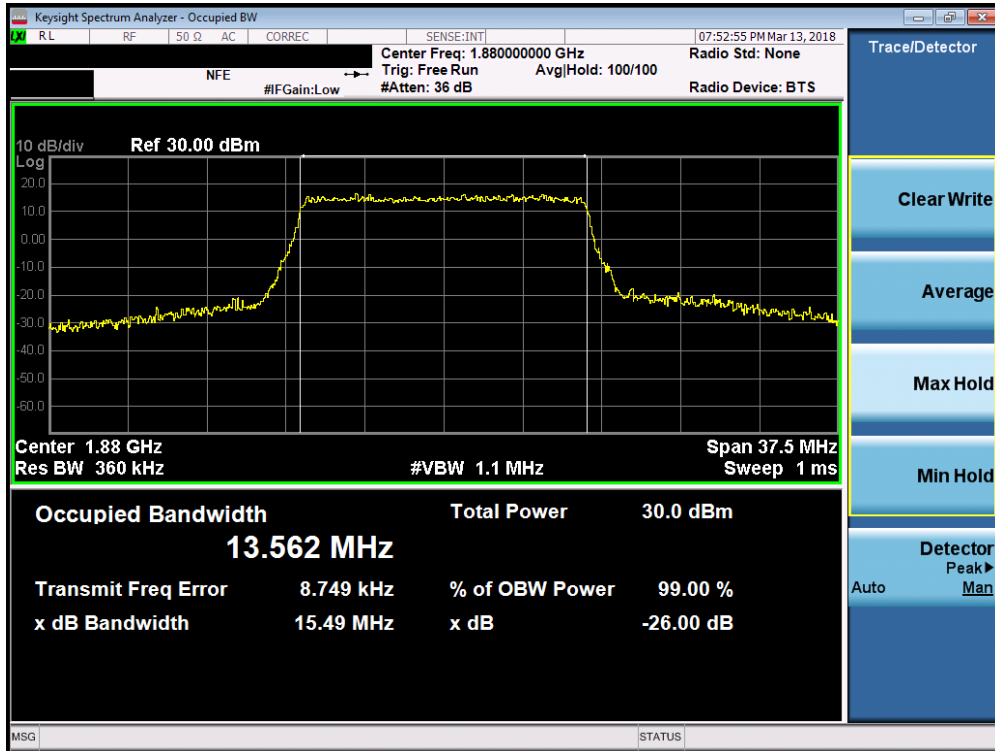


Plot 7-44. Occupied Bandwidth Plot (Band 2 - 10.0MHz 16-QAM - Full RB Configuration)

FCC ID: A3LSMS757BL		MEASUREMENT REPORT (CERTIFICATION)		Approved by: Quality Manager
Test Report S/N: 1M1805090103-03.A3L	Test Dates: 3/8 - 4/17/2018	EUT Type: Portable Handset		Page 39 of 149

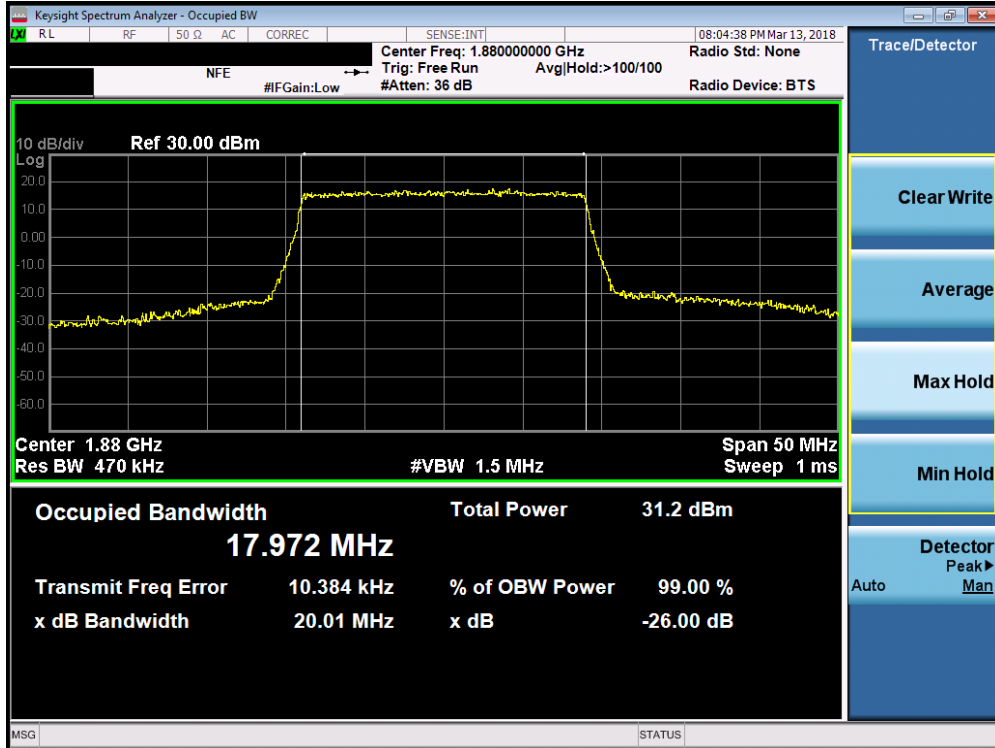


Plot 7-45. Occupied Bandwidth Plot (Band 2 - 15.0MHz QPSK - Full RB Configuration)

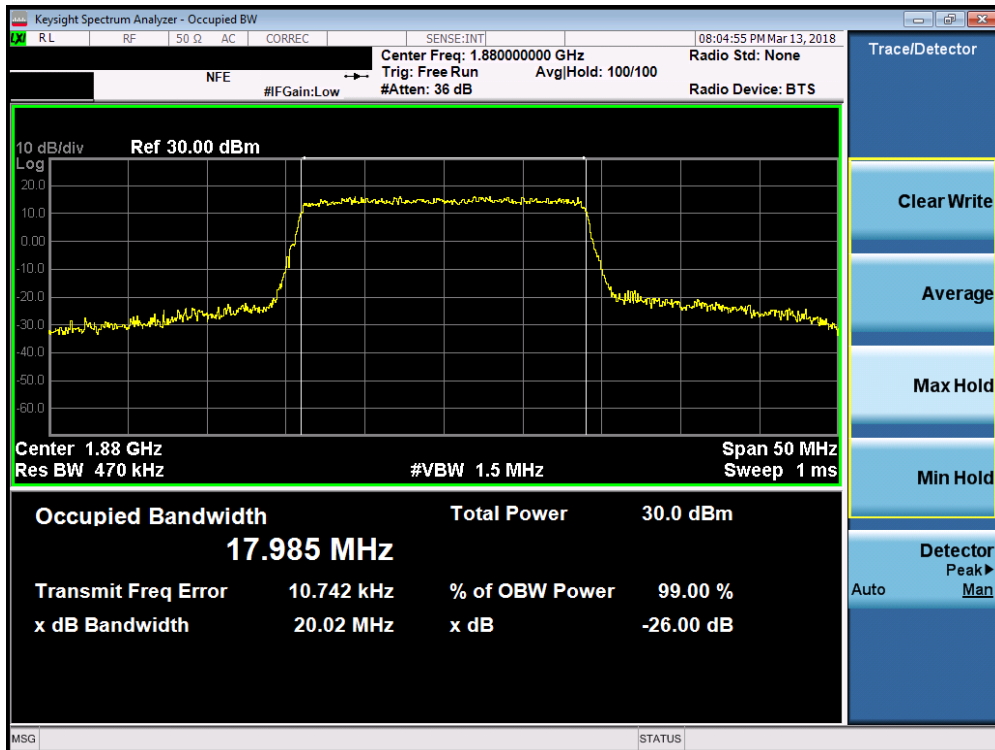


Plot 7-46. Occupied Bandwidth Plot (Band 2 - 15.0MHz 16-QAM - Full RB Configuration)

FCC ID: A3LSMS757BL		MEASUREMENT REPORT (CERTIFICATION)		Approved by: Quality Manager
Test Report S/N: 1M1805090103-03.A3L	Test Dates: 3/8 - 4/17/2018	EUT Type: Portable Handset		Page 40 of 149



Plot 7-47. Occupied Bandwidth Plot (Band 2 - 20.0MHz QPSK - Full RB Configuration)



Plot 7-48. Occupied Bandwidth Plot (Band 2 - 20.0MHz 16-QAM - Full RB Configuration)

FCC ID: A3LSMS757BL		MEASUREMENT REPORT (CERTIFICATION)		Approved by: Quality Manager
Test Report S/N: 1M1805090103-03.A3L	Test Dates: 3/8 - 4/17/2018	EUT Type: Portable Handset		Page 41 of 149

### 7.3 Spurious and Harmonic Emissions at Antenna Terminal

#### Test Overview

The level of the carrier and the various conducted spurious and harmonic frequencies is measured by means of a calibrated spectrum analyzer. The spectrum is scanned from the lowest frequency generated in the equipment up to a frequency including its 10<sup>th</sup> harmonic. All out of band emissions are measured with a spectrum analyzer connected to the antenna terminal of the EUT while the EUT is operating at its maximum duty cycle, at maximum power, and at the appropriate frequencies. All data rates were investigated to determine the worst case configuration. All modes of operation were investigated and the worst case configuration results are reported in this section.

**The minimum permissible attenuation level of any spurious emission is  $43 + \log_{10}(P_{[Watts]})$ , where  $P$  is the transmitter power in Watts.**

#### Test Procedure Used

KDB 971168 D01 v03 – Section 6.0

#### Test Settings

1. Start frequency was set to 30MHz and stop frequency was set to at least 10 \* the fundamental frequency (separated into at least two plots per channel)
2. Detector = RMS
3. Trace mode = trace average for continuous emissions, max hold for pulse emissions
4. Sweep time = auto couple
5. The trace was allowed to stabilize
6. Please see test notes below for RBW and VBW settings

#### Test Setup

The EUT and measurement equipment were set up as shown in the diagram below.




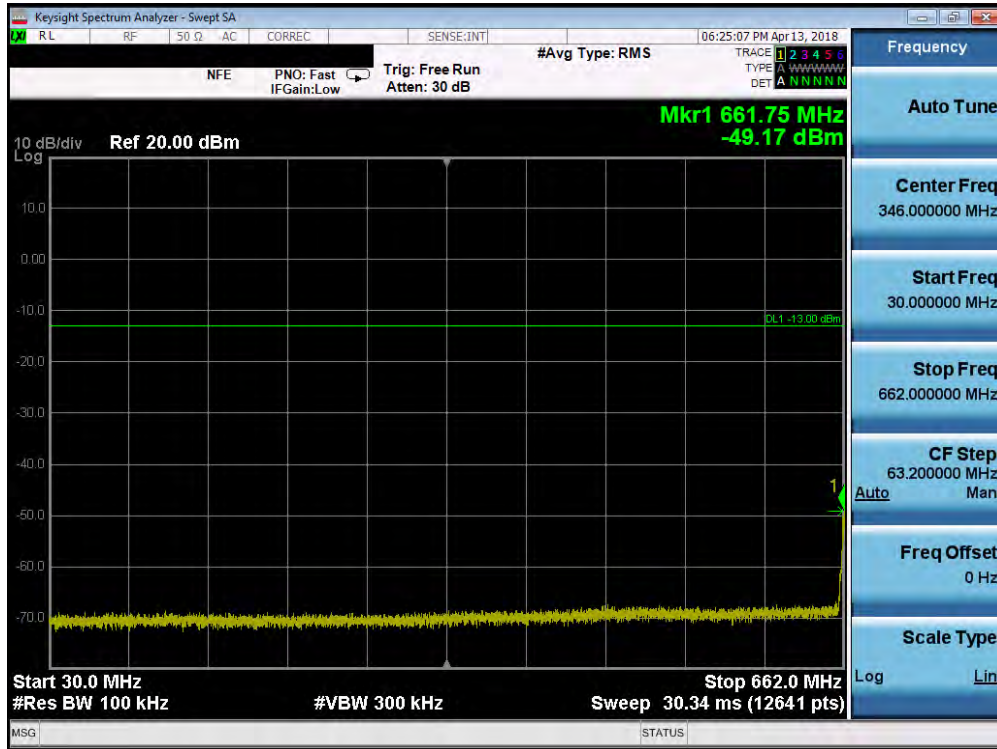
Figure 7-2. Test Instrument & Measurement Setup

#### Test Notes

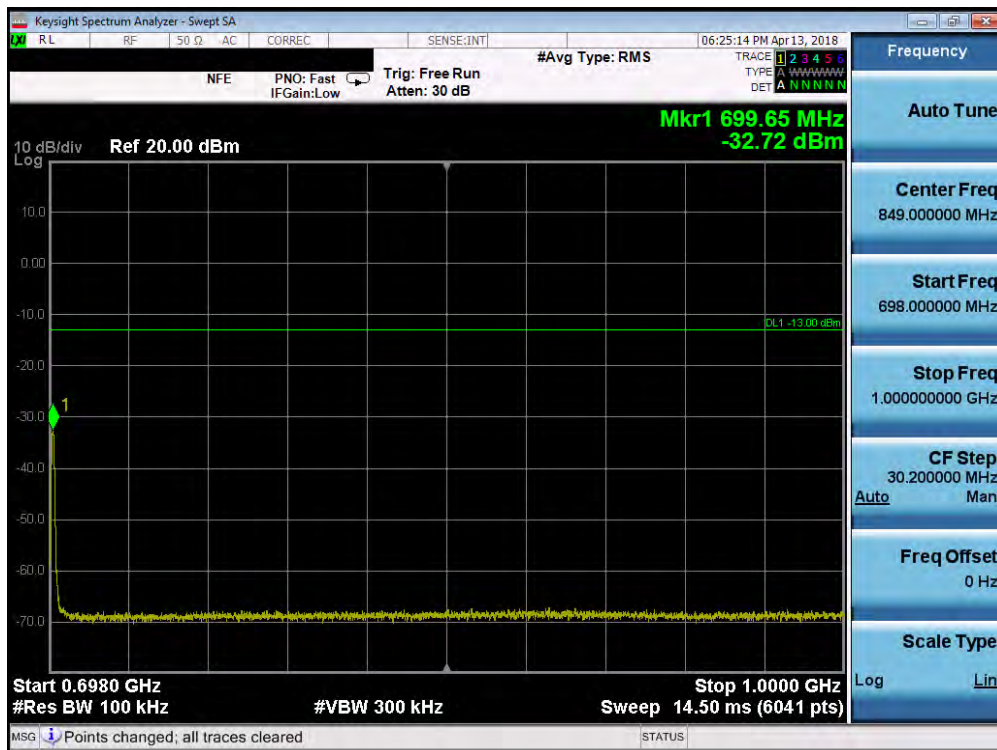
Compliance with the applicable limits is based on the use of measurement instrumentation employing a resolution bandwidth of 100 kHz or greater for frequencies less than 1 GHz and 1 MHz or greater for frequencies greater than 1 GHz. However, in the 1 MHz bands immediately outside and adjacent to the frequency block a resolution bandwidth of at least one percent of the emission bandwidth of the fundamental emission of the transmitter may be employed. The emission bandwidth is defined as the width of the signal between two points, one below the carrier center frequency and one above the carrier center frequency, outside of which all emission are attenuated at least 26 dB below the transmitter power.

FCC ID: A3LSMS757BL	 <b>MEASUREMENT REPORT (CERTIFICATION)</b> 		Approved by: Quality Manager
Test Report S/N: 1M1805090103-03.A3L	Test Dates: 3/8 - 4/17/2018	EUT Type: Portable Handset	Page 42 of 149

**Band 71**

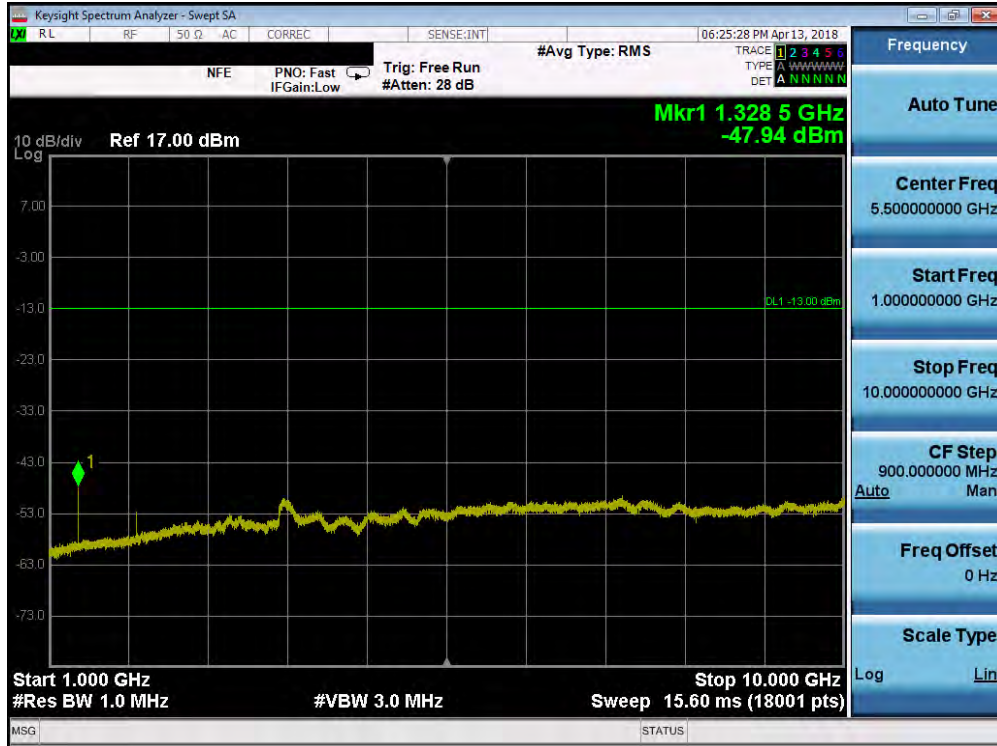


**Plot 7-49. Conducted Spurious Plot (Band 71 - 20.0MHz QPSK - RB Size 1, RB Offset 0 - Low Channel)**

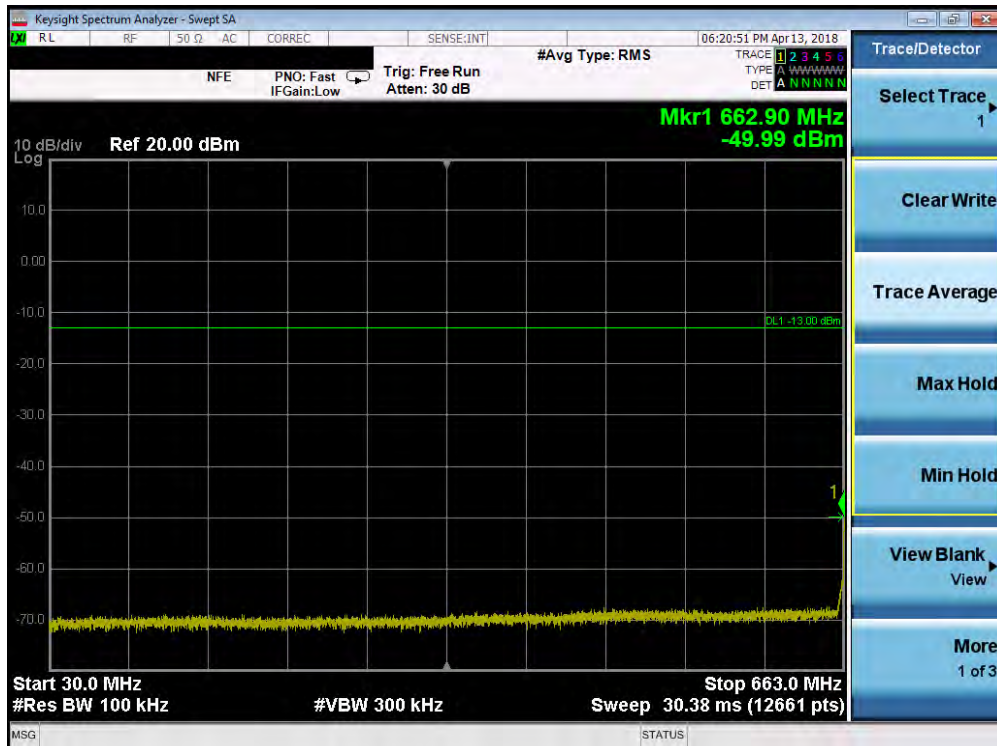


**Plot 7-50. Conducted Spurious Plot (Band 71 - 20.0MHz QPSK - RB Size 1, RB Offset 0 - Low Channel)**

FCC ID: A3LSMS757BL		MEASUREMENT REPORT (CERTIFICATION)		Approved by: Quality Manager
Test Report S/N: 1M1805090103-03.A3L	Test Dates: 3/8 - 4/17/2018	EUT Type: Portable Handset		Page 43 of 149

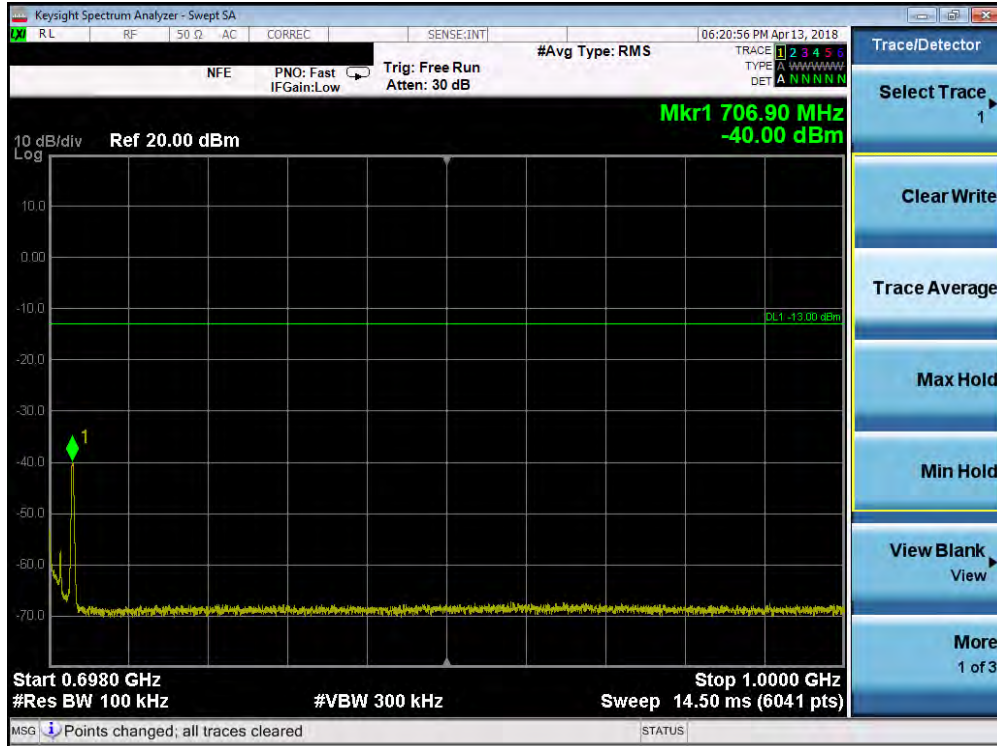


Plot 7-51. Conducted Spurious Plot (Band 71 - 20.0MHz QPSK - RB Size 1, RB Offset 0 - Low Channel)



Plot 7-52. Conducted Spurious Plot (Band 71 - 20.0MHz QPSK - RB Size 1, RB Offset 0 - Mid Channel)

FCC ID: A3LSMS757BL	 <b>MEASUREMENT REPORT (CERTIFICATION)</b>			Approved by: Quality Manager
Test Report S/N: 1M1805090103-03.A3L	Test Dates: 3/8 - 4/17/2018	EUT Type: Portable Handset	Page 44 of 149	

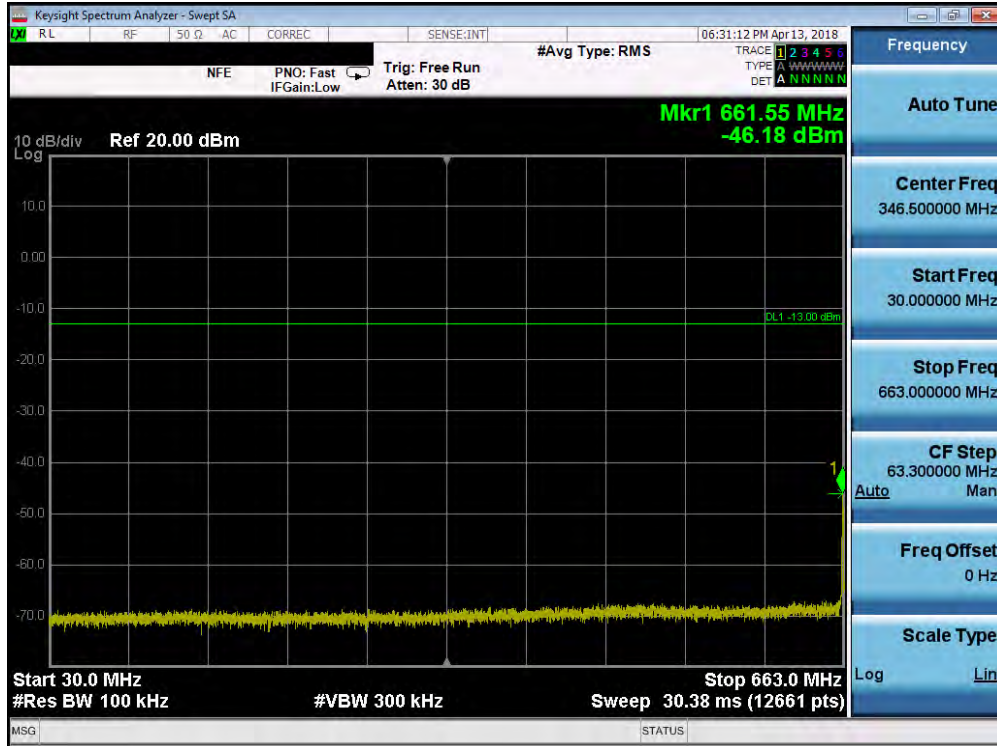


Plot 7-53. Conducted Spurious Plot (Band 71 - 20.0MHz QPSK - RB Size 1, RB Offset 0 - Mid Channel)

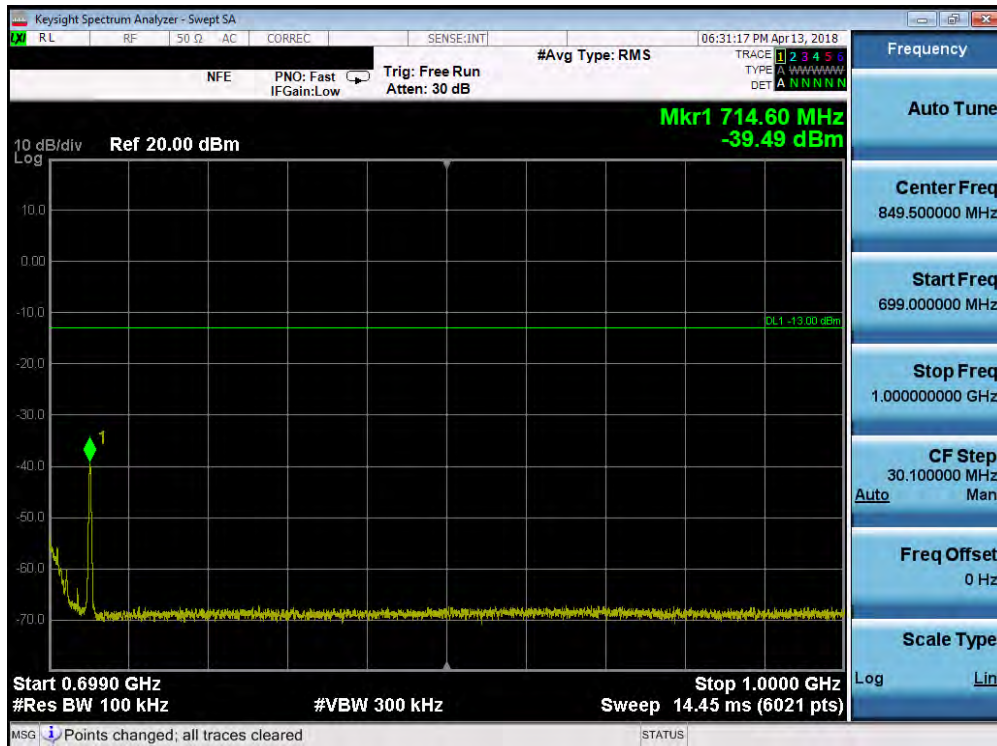


Plot 7-54. Conducted Spurious Plot (Band 71 - 20.0MHz QPSK - RB Size 1, RB Offset 0 - Mid Channel)

FCC ID: A3LSMS757BL	 <b>MEASUREMENT REPORT (CERTIFICATION)</b> 		Approved by: Quality Manager
Test Report S/N: 1M1805090103-03.A3L	Test Dates: 3/8 - 4/17/2018	EUT Type: Portable Handset	Page 45 of 149

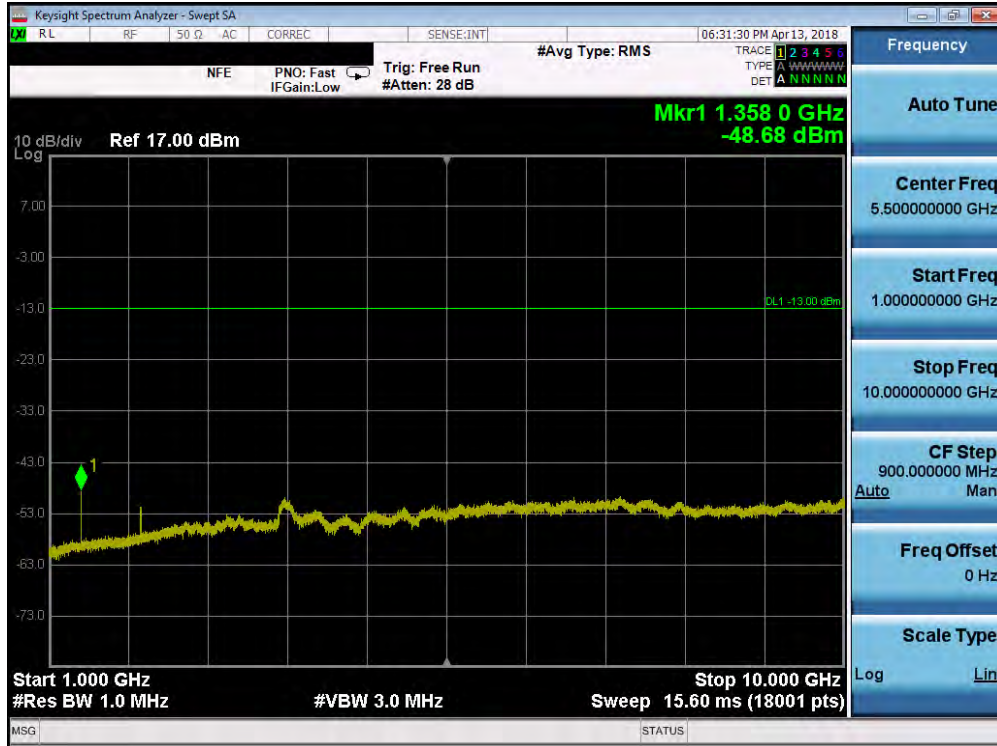


Plot 7-55. Conducted Spurious Plot (Band 71 - 20.0MHz QPSK - RB Size 1, RB Offset 0 - High Channel)



Plot 7-56. Conducted Spurious Plot (Band 71 - 20.0MHz QPSK - RB Size 1, RB Offset 0 - High Channel)

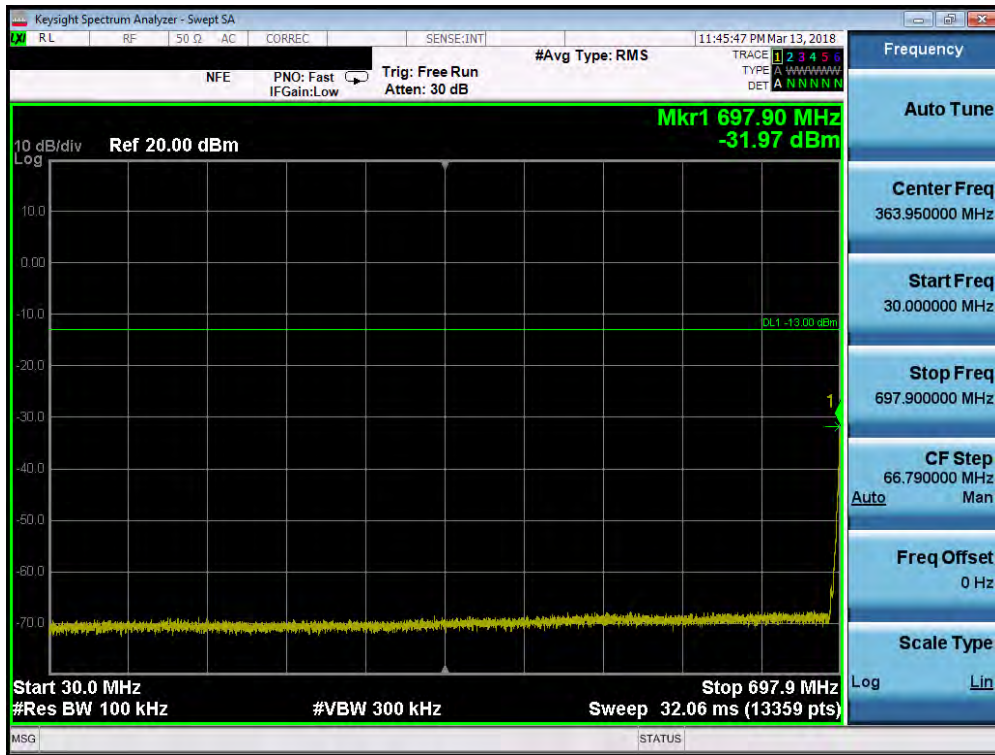
FCC ID: A3LSMS757BL		MEASUREMENT REPORT (CERTIFICATION)		Approved by: Quality Manager
Test Report S/N: 1M1805090103-03.A3L	Test Dates: 3/8 - 4/17/2018	EUT Type: Portable Handset		Page 46 of 149



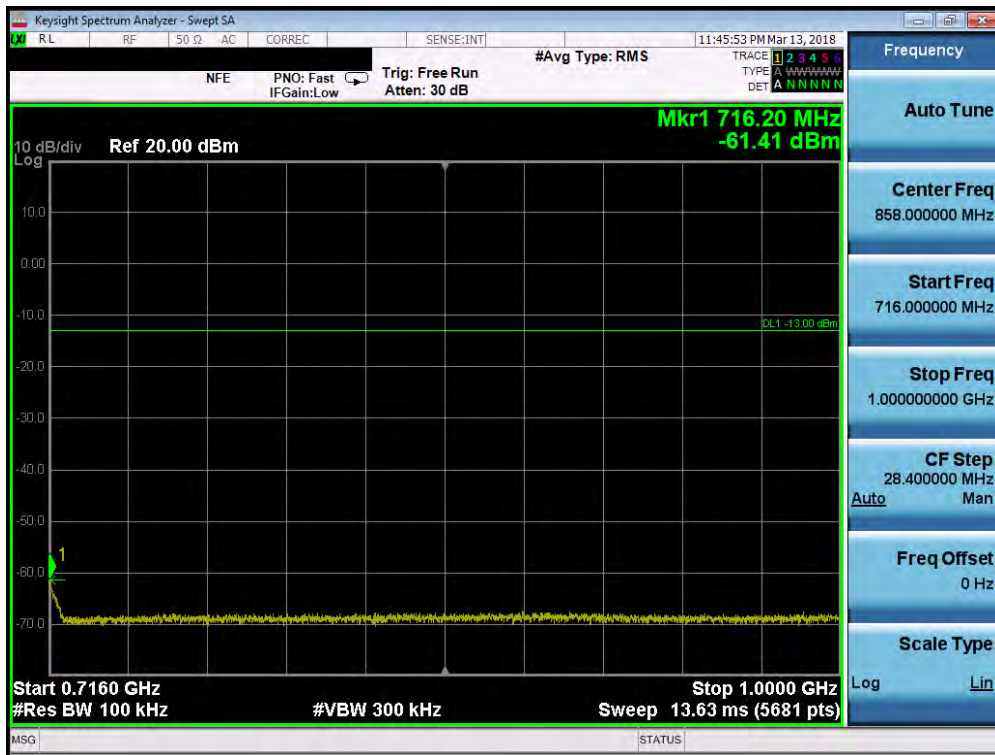
Plot 7-57. Conducted Spurious Plot (Band 71 - 20.0MHz QPSK - RB Size 1, RB Offset 0 - High Channel)

FCC ID: A3LSMS757BL		MEASUREMENT REPORT (CERTIFICATION)		Approved by: Quality Manager
Test Report S/N: 1M1805090103-03.A3L	Test Dates: 3/8 - 4/17/2018	EUT Type: Portable Handset		Page 47 of 149

**Band 12**



**Plot 7-58. Conducted Spurious Plot (Band 12 - 3.0MHz QPSK - RB Size 1, RB Offset 0 - Low Channel)**

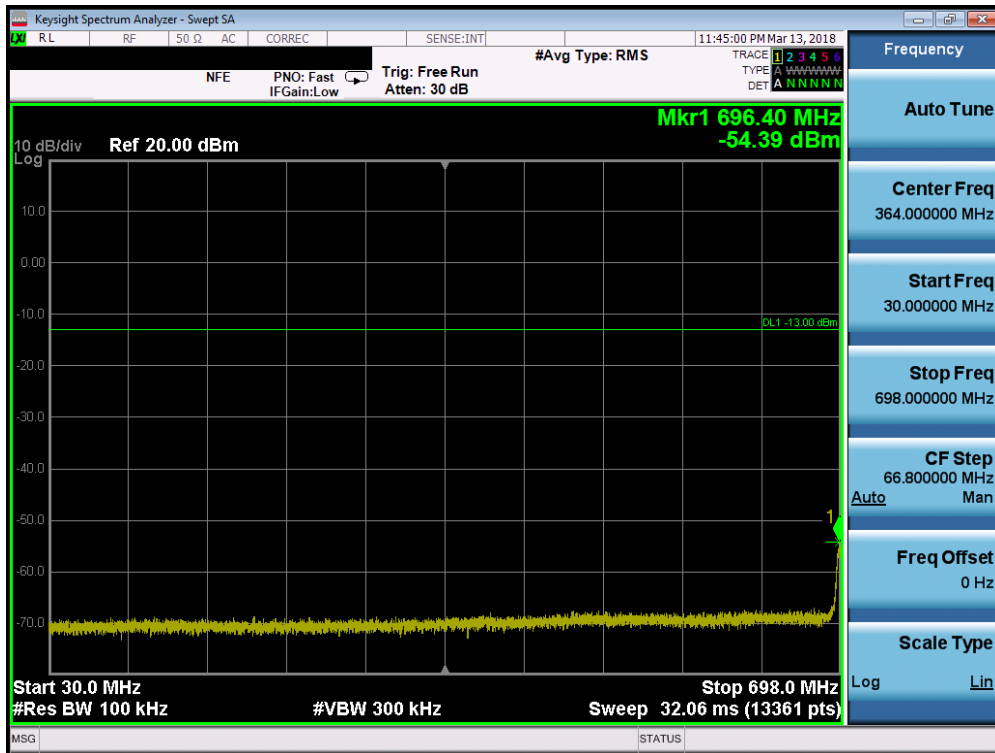


**Plot 7-59. Conducted Spurious Plot (Band 12 - 3.0MHz QPSK - RB Size 1, RB Offset 0 - Low Channel)**

FCC ID: A3LSMS757BL			<b>MEASUREMENT REPORT (CERTIFICATION)</b>		<b>Approved by:</b> Quality Manager
<b>Test Report S/N:</b> 1M1805090103-03.A3L	<b>Test Dates:</b> 3/8 - 4/17/2018	<b>EUT Type:</b> Portable Handset		Page 48 of 149	

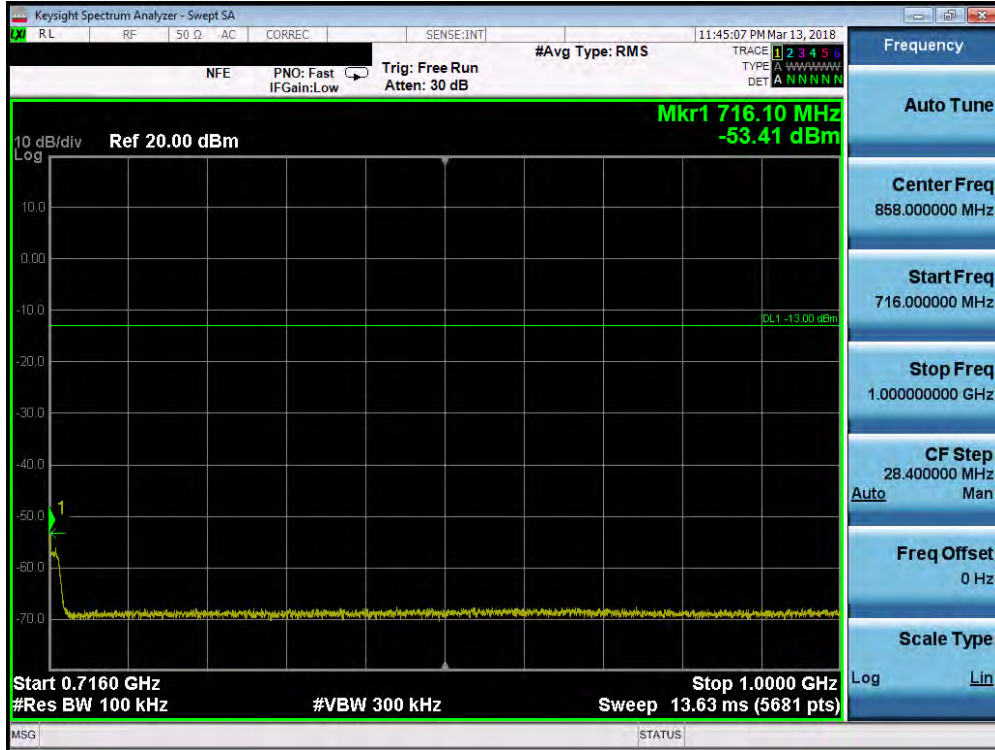


Plot 7-60. Conducted Spurious Plot (Band 12 - 3.0MHz QPSK - RB Size 1, RB Offset 0 - Low Channel)

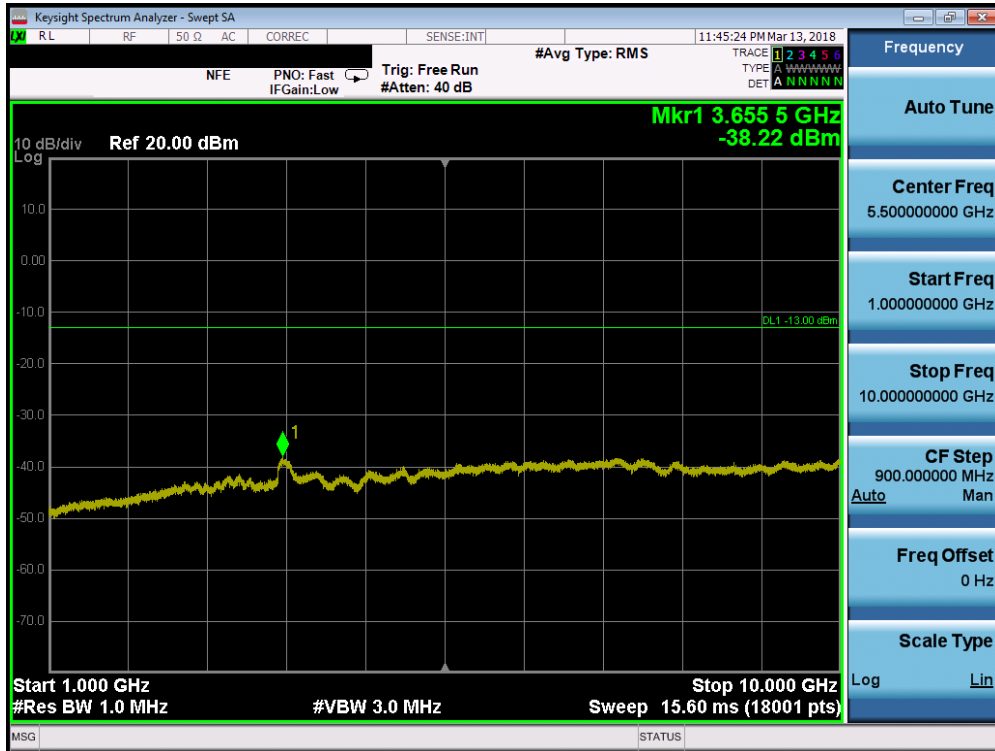


Plot 7-61. Conducted Spurious Plot (Band 12 - 3.0MHz QPSK - RB Size 1, RB Offset 0 - Mid Channel)

FCC ID: A3LSMS757BL		MEASUREMENT REPORT (CERTIFICATION)		Approved by: Quality Manager
Test Report S/N: 1M1805090103-03.A3L	Test Dates: 3/8 - 4/17/2018	EUT Type: Portable Handset		Page 49 of 149

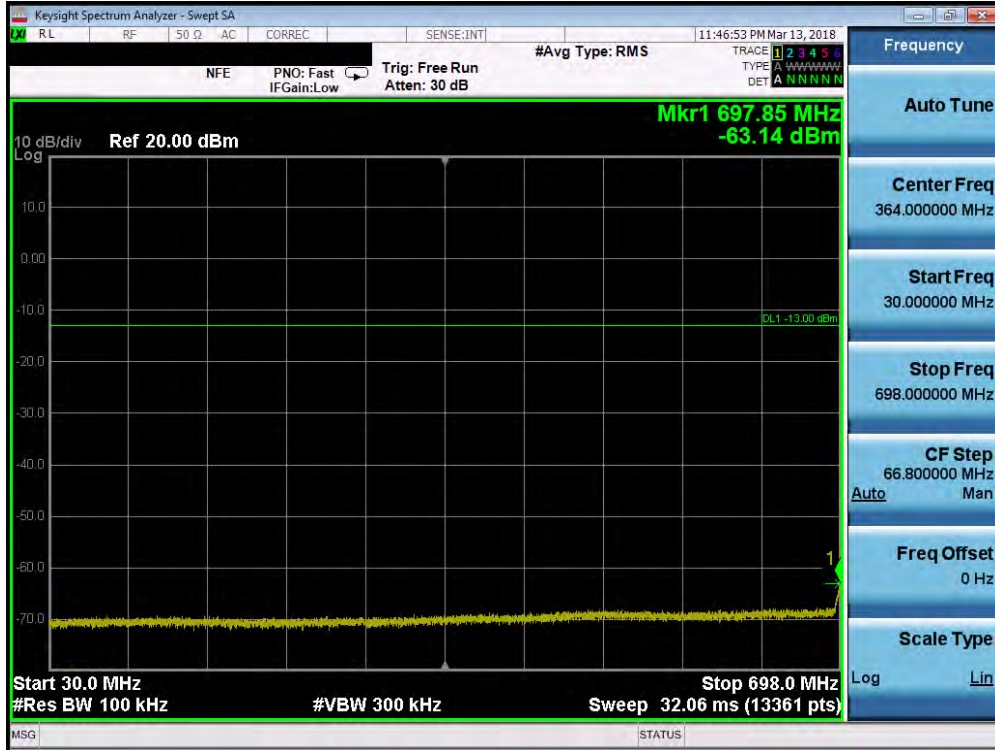


Plot 7-62. Conducted Spurious Plot (Band 12 - 3.0MHz QPSK - RB Size 1, RB Offset 0 - Mid Channel)

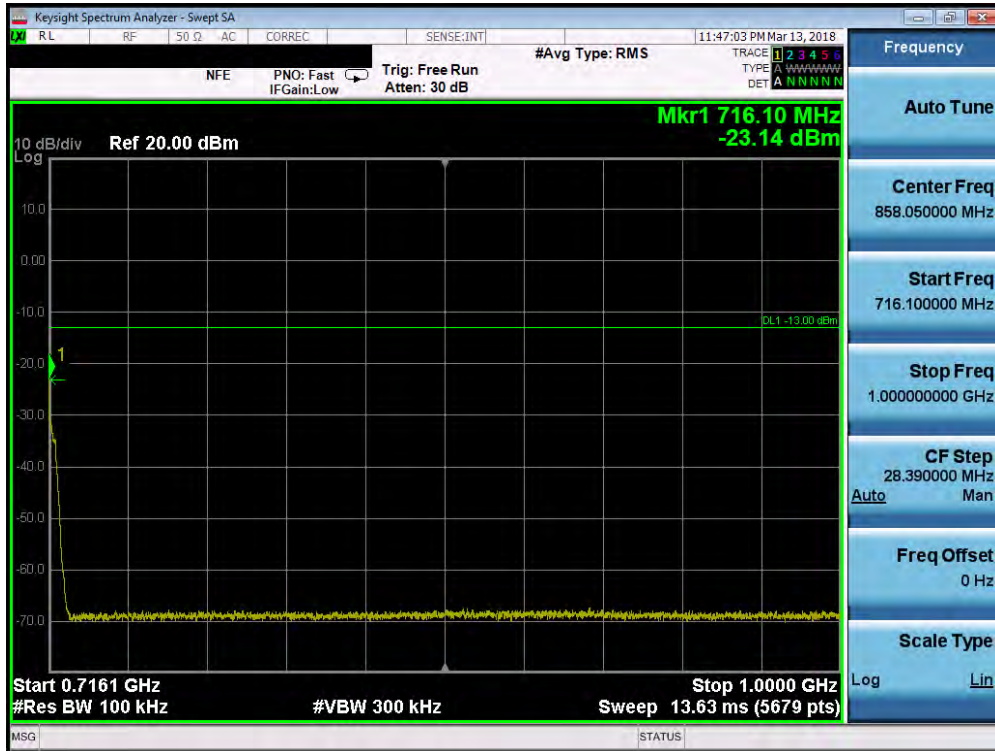


Plot 7-63. Conducted Spurious Plot (Band 12 - 3.0MHz QPSK - RB Size 1, RB Offset 0 - Mid Channel)

FCC ID: A3LSMS757BL		MEASUREMENT REPORT (CERTIFICATION)		Approved by: Quality Manager
Test Report S/N: 1M1805090103-03.A3L	Test Dates: 3/8 - 4/17/2018	EUT Type: Portable Handset		Page 50 of 149



Plot 7-64. Conducted Spurious Plot (Band 12 - 3.0MHz QPSK - RB Size 1, RB Offset 0 - High Channel)



Plot 7-65. Conducted Spurious Plot (Band 12 - 3.0MHz QPSK - RB Size 1, RB Offset 0 - High Channel)

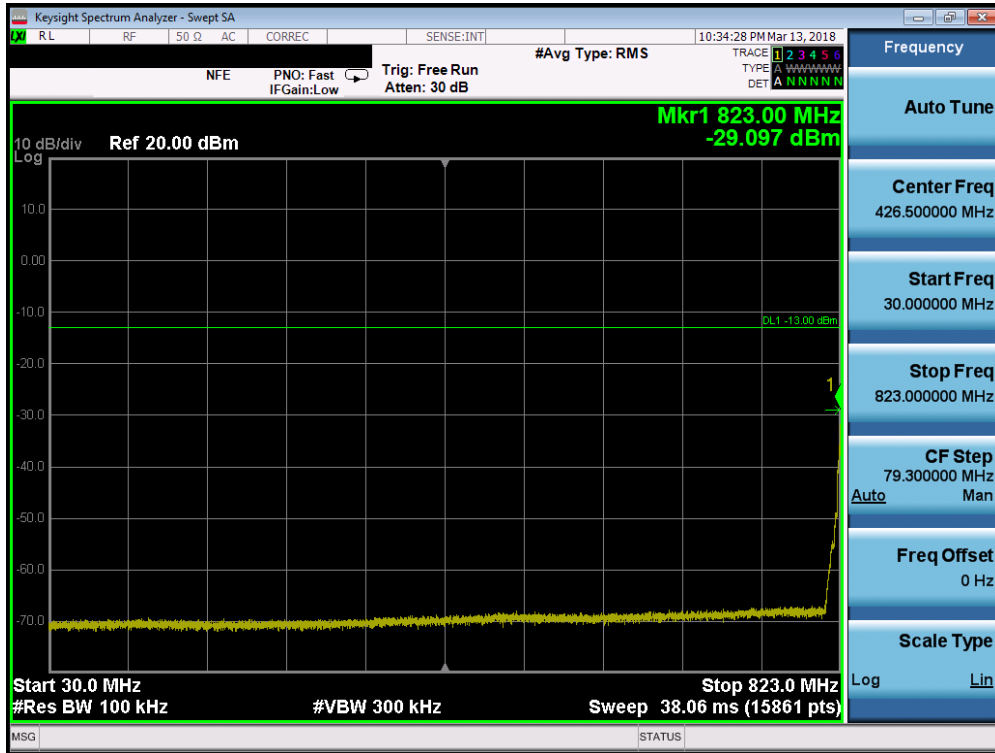
FCC ID: A3LSMS757BL		MEASUREMENT REPORT (CERTIFICATION)		Approved by: Quality Manager
Test Report S/N: 1M1805090103-03.A3L	Test Dates: 3/8 - 4/17/2018	EUT Type: Portable Handset		Page 51 of 149



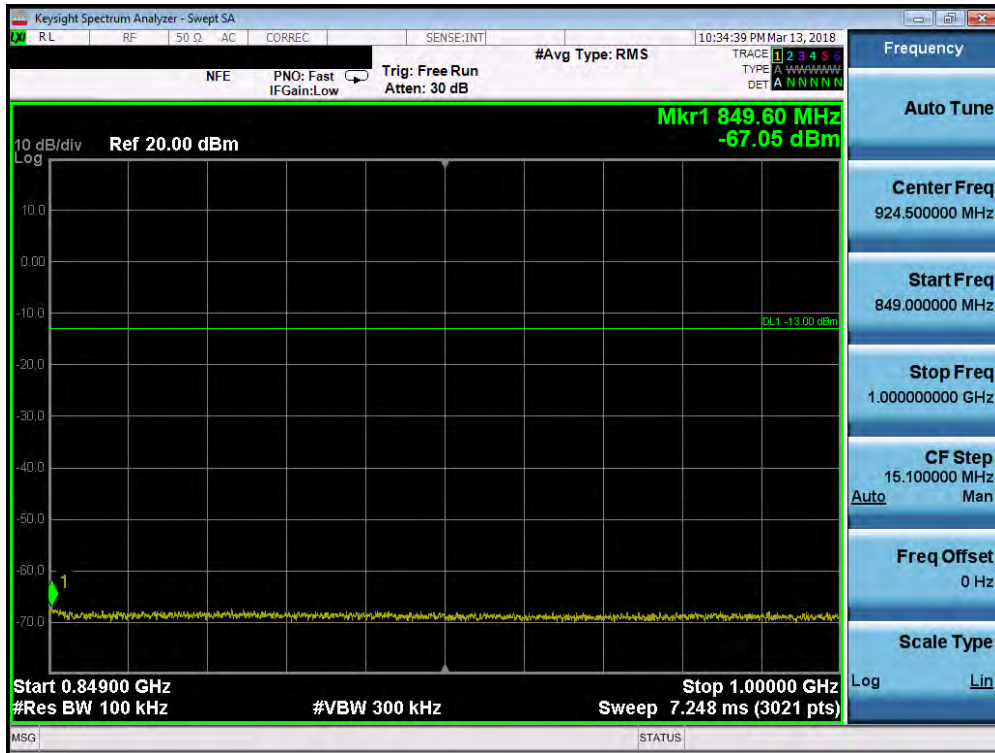
Plot 7-66. Conducted Spurious Plot (Band 12 - 3.0MHz QPSK - RB Size 1, RB Offset 0 - High Channel)

FCC ID: A3LSMS757BL		MEASUREMENT REPORT (CERTIFICATION)		Approved by: Quality Manager
Test Report S/N: 1M1805090103-03.A3L	Test Dates: 3/8 - 4/17/2018	EUT Type: Portable Handset		Page 52 of 149

**Band 5**

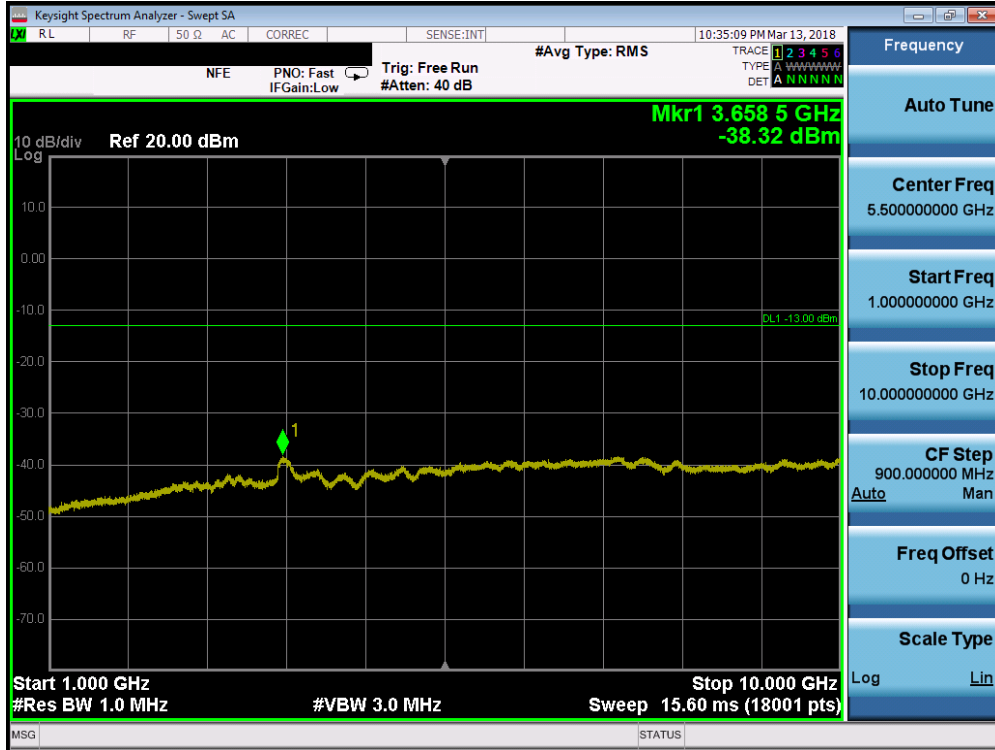


**Plot 7-67. Conducted Spurious Plot (Band 5 - 3.0MHz QPSK - RB Size 1, RB Offset 0 - Low Channel)**

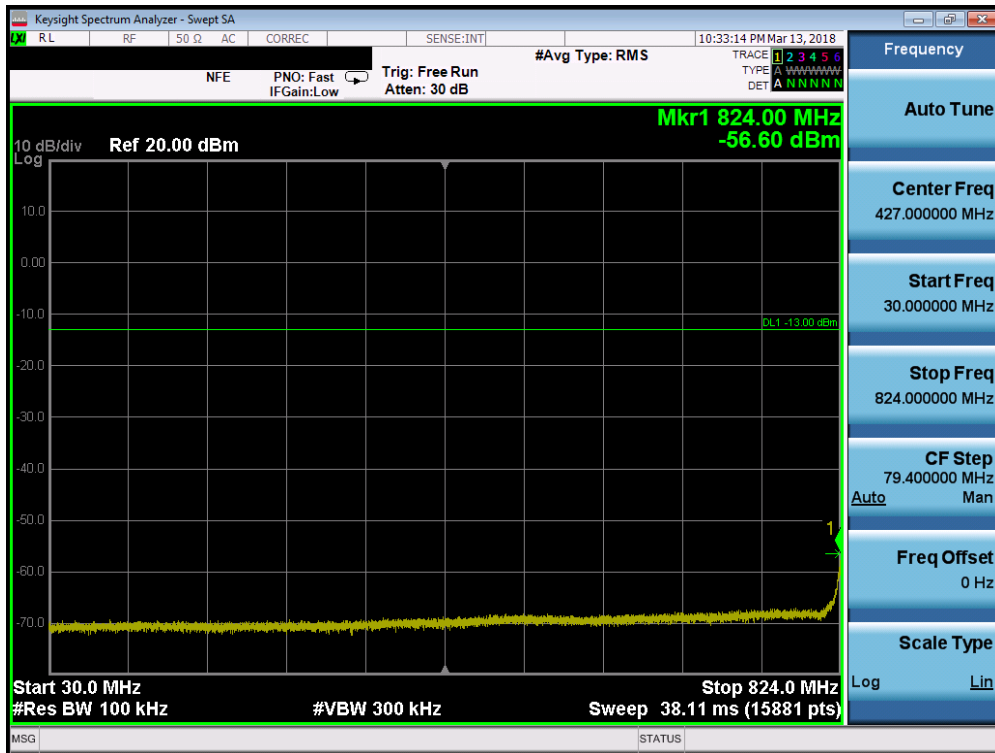


**Plot 7-68. Conducted Spurious Plot (Band 5 - 3.0MHz QPSK - RB Size 1, RB Offset 0 - Low Channel)**

FCC ID: A3LSMS757BL		MEASUREMENT REPORT (CERTIFICATION)		Approved by: Quality Manager
Test Report S/N: 1M1805090103-03.A3L	Test Dates: 3/8 - 4/17/2018	EUT Type: Portable Handset		Page 53 of 149

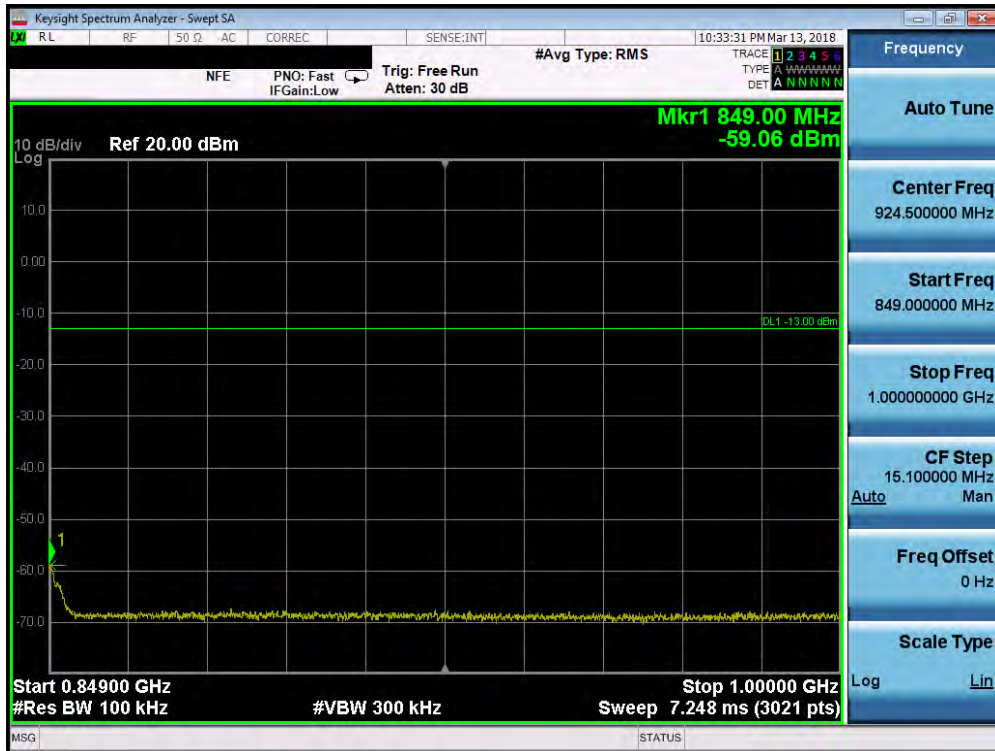


Plot 7-69. Conducted Spurious Plot (Band 5 - 3.0MHz QPSK - RB Size 1, RB Offset 0 - Low Channel)

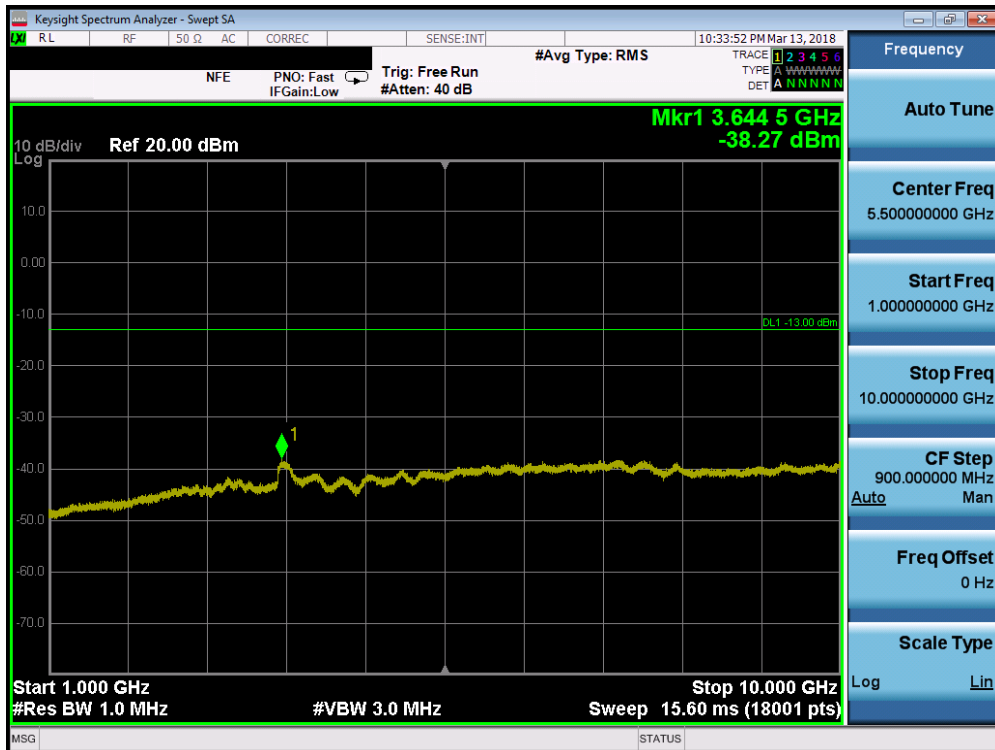


Plot 7-70. Conducted Spurious Plot (Band 5 - 3.0MHz QPSK - RB Size 1, RB Offset 0 - Mid Channel)

FCC ID: A3LSMS757BL		MEASUREMENT REPORT (CERTIFICATION)		Approved by: Quality Manager
Test Report S/N: 1M1805090103-03.A3L	Test Dates: 3/8 - 4/17/2018	EUT Type: Portable Handset		Page 54 of 149

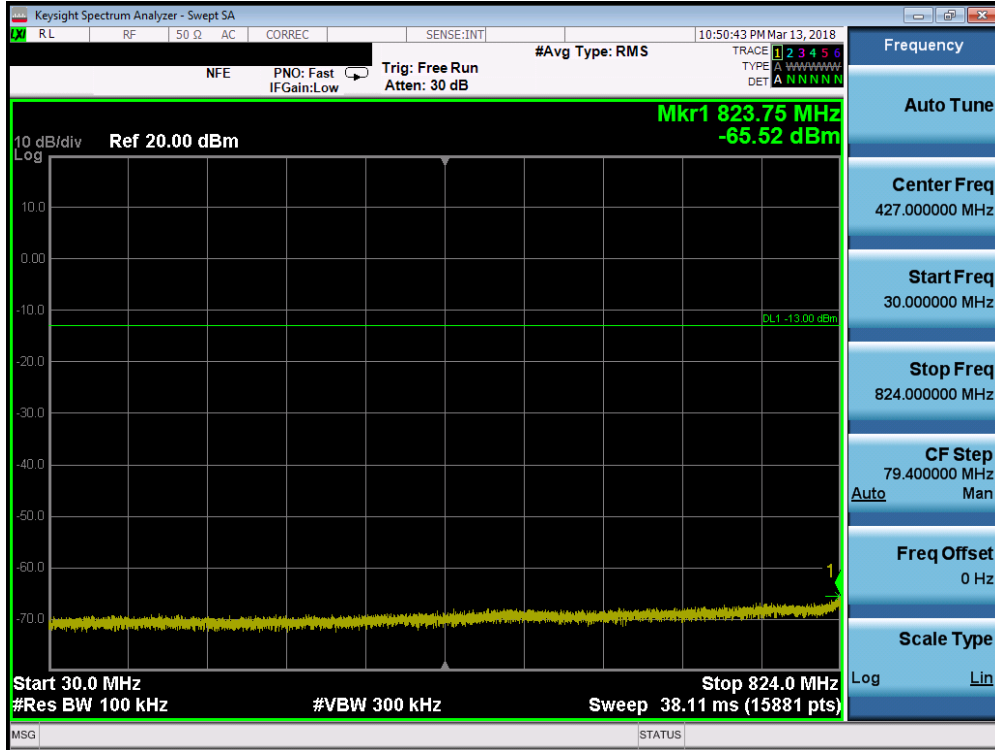


Plot 7-71. Conducted Spurious Plot (Band 5 - 3.0MHz QPSK - RB Size 1, RB Offset 0 - Mid Channel)

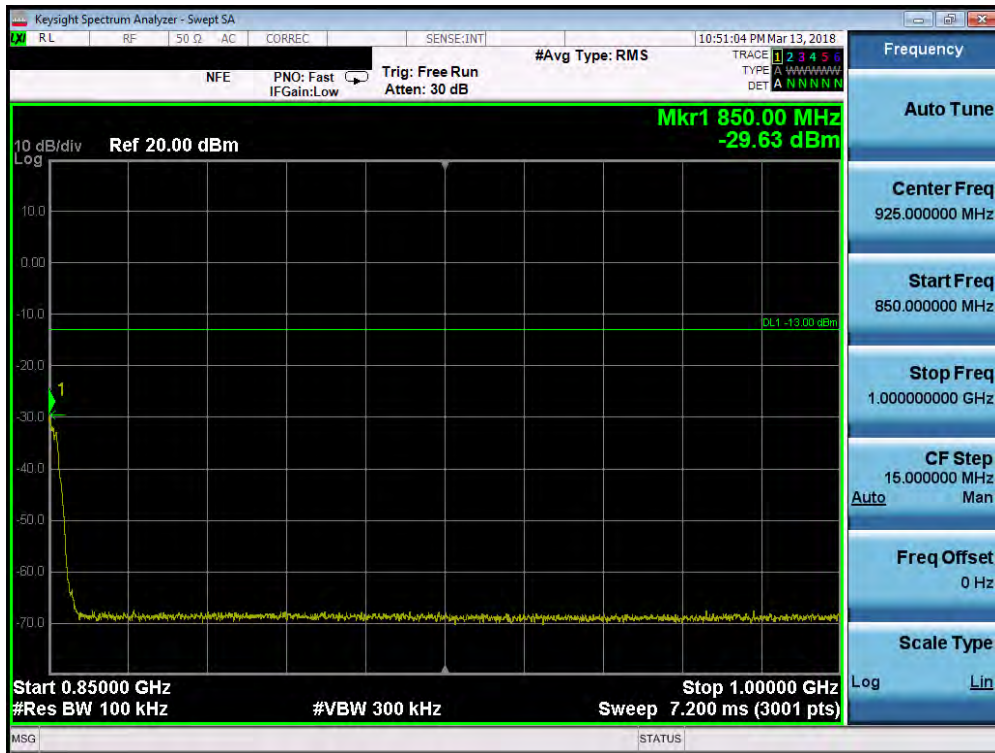


Plot 7-72. Conducted Spurious Plot (Band 5 - 3.0MHz QPSK - RB Size 1, RB Offset 0 - Mid Channel)

FCC ID: A3LSMS757BL		MEASUREMENT REPORT (CERTIFICATION)		Approved by: Quality Manager
Test Report S/N: 1M1805090103-03.A3L	Test Dates: 3/8 - 4/17/2018	EUT Type: Portable Handset		Page 55 of 149



Plot 7-73. Conducted Spurious Plot (Band 5 - 3.0MHz QPSK - RB Size 1, RB Offset 0 - High Channel)



Plot 7-74. Conducted Spurious Plot (Band 5 - 3.0MHz QPSK - RB Size 1, RB Offset 0 - High Channel)

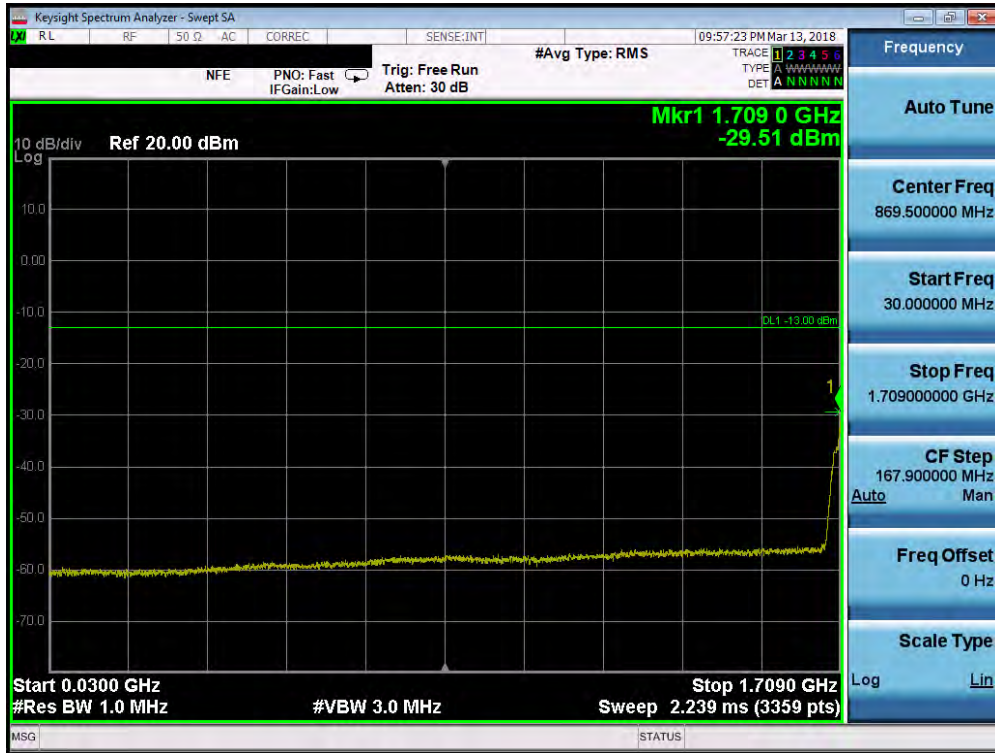
FCC ID: A3LSMS757BL		MEASUREMENT REPORT (CERTIFICATION)		Approved by: Quality Manager
Test Report S/N: 1M1805090103-03.A3L	Test Dates: 3/8 - 4/17/2018	EUT Type: Portable Handset		Page 56 of 149



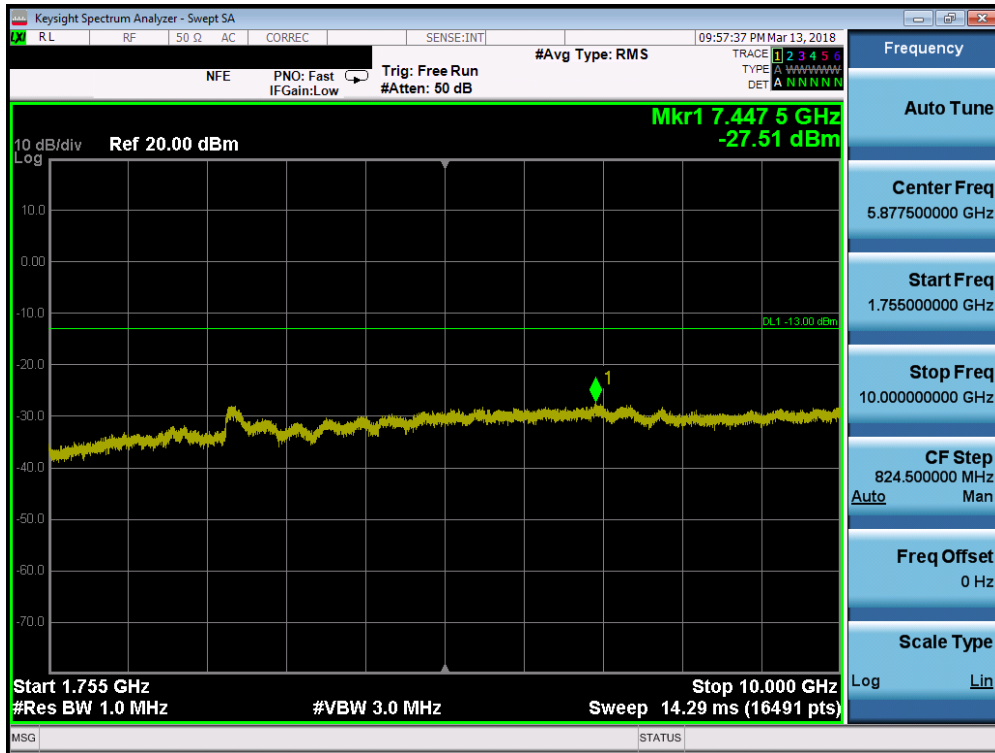
Plot 7-75. Conducted Spurious Plot (Band 5 - 3.0MHz QPSK - RB Size 1, RB Offset 0 - High Channel)

FCC ID: A3LSMS757BL		MEASUREMENT REPORT (CERTIFICATION)		Approved by: Quality Manager
Test Report S/N: 1M1805090103-03.A3L	Test Dates: 3/8 - 4/17/2018	EUT Type: Portable Handset		Page 57 of 149

**Band 66/4**

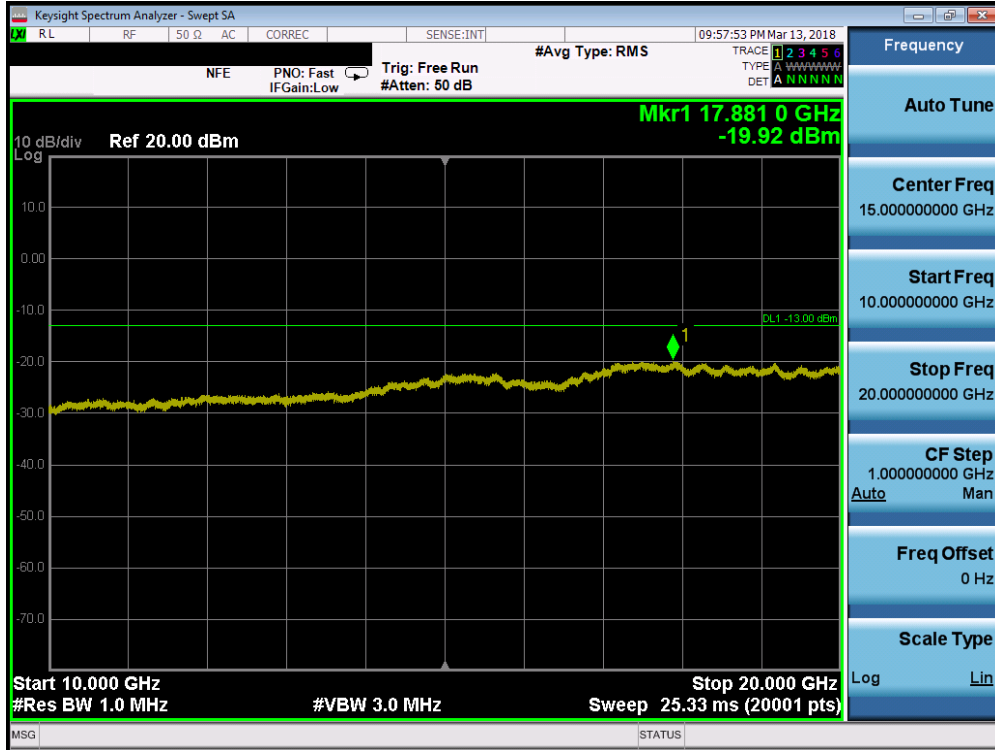


Plot 7-76. Conducted Spurious Plot (Band 66/4 - 20.0MHz QPSK - RB Size 1, RB Offset 0 - Low Channel)

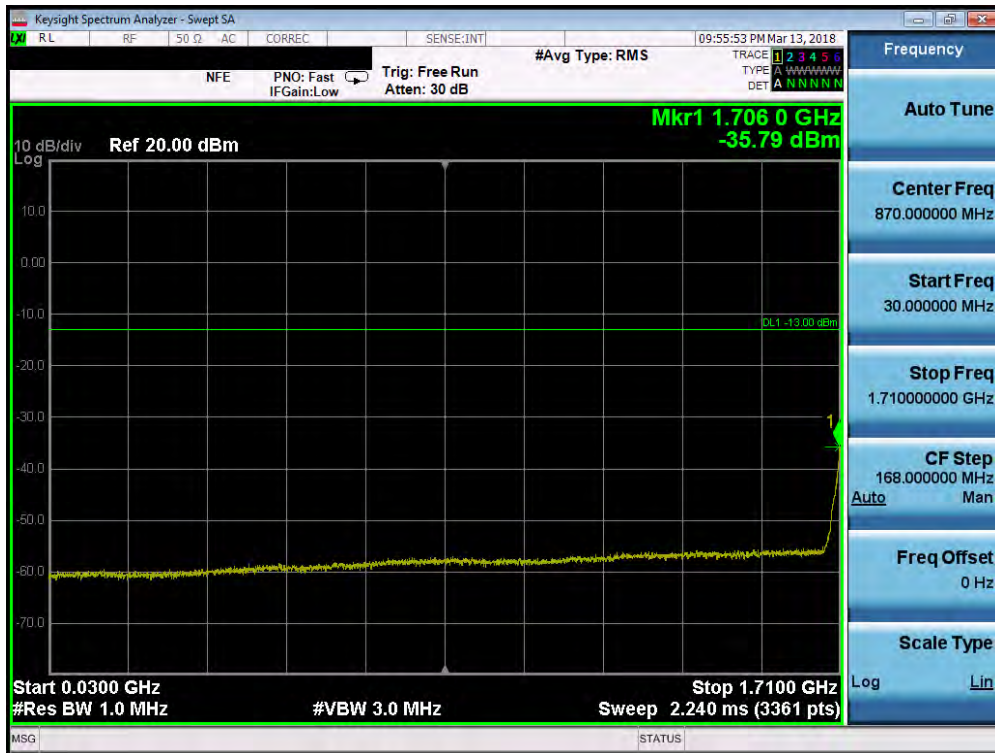


Plot 7-77. Conducted Spurious Plot (Band 66/4 - 20.0MHz QPSK - RB Size 1, RB Offset 0 - Low Channel)

FCC ID: A3LSMS757BL				<b>MEASUREMENT REPORT (CERTIFICATION)</b> Approved by: Quality Manager
<b>Test Report S/N:</b> 1M1805090103-03.A3L	<b>Test Dates:</b> 3/8 - 4/17/2018	<b>EUT Type:</b> Portable Handset	Page 58 of 149	

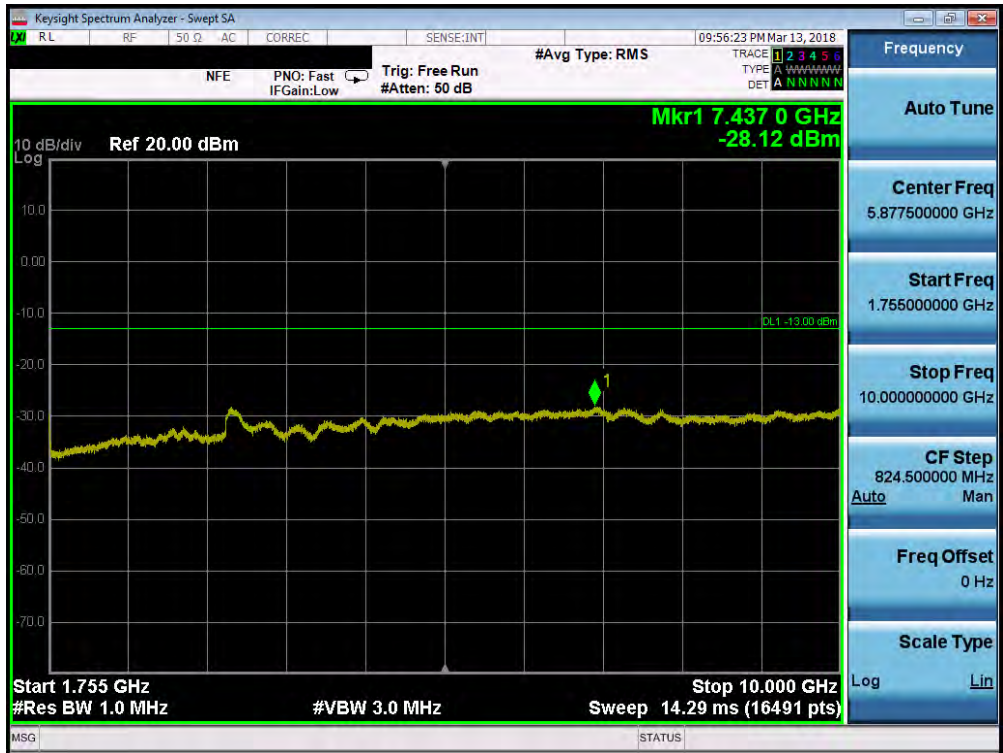


Plot 7-78. Conducted Spurious Plot (Band 66/4 - 20.0MHz QPSK - RB Size 1, RB Offset 0 - Low Channel)



Plot 7-79. Conducted Spurious Plot (Band 66/4 - 20.0MHz QPSK - RB Size 1, RB Offset 0 - Mid Channel)

FCC ID: A3LSMS757BL		MEASUREMENT REPORT (CERTIFICATION)		Approved by: Quality Manager
Test Report S/N: 1M1805090103-03.A3L	Test Dates: 3/8 - 4/17/2018	EUT Type: Portable Handset		Page 59 of 149

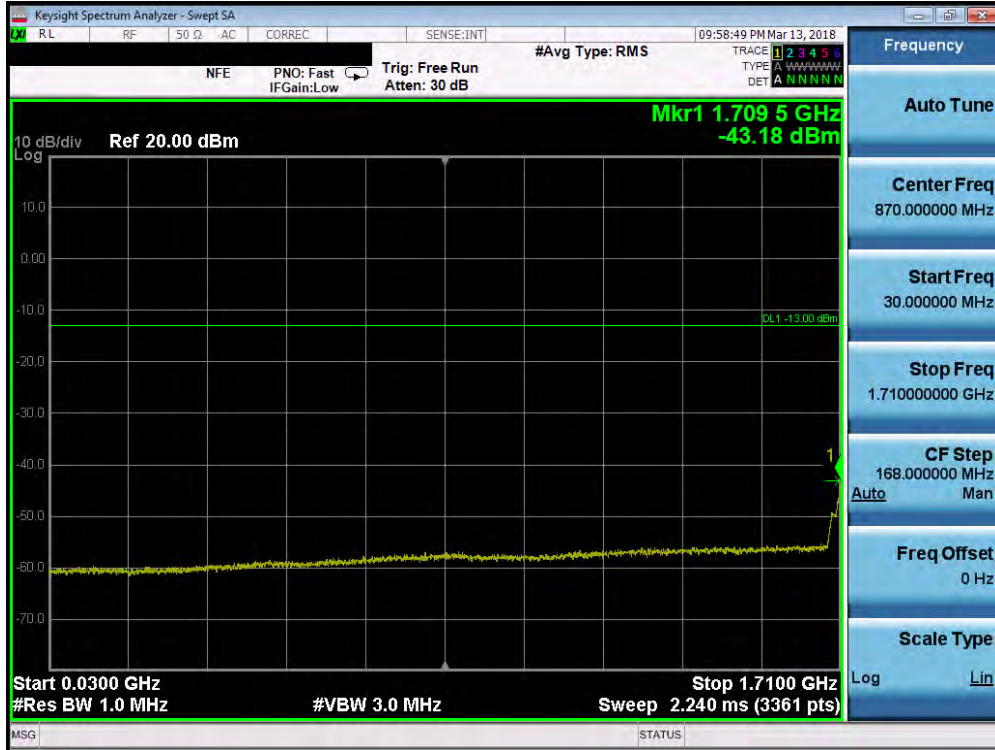


Plot 7-80. Conducted Spurious Plot (Band 66/4 - 20.0MHz QPSK - RB Size 1, RB Offset 0 - Mid Channel)

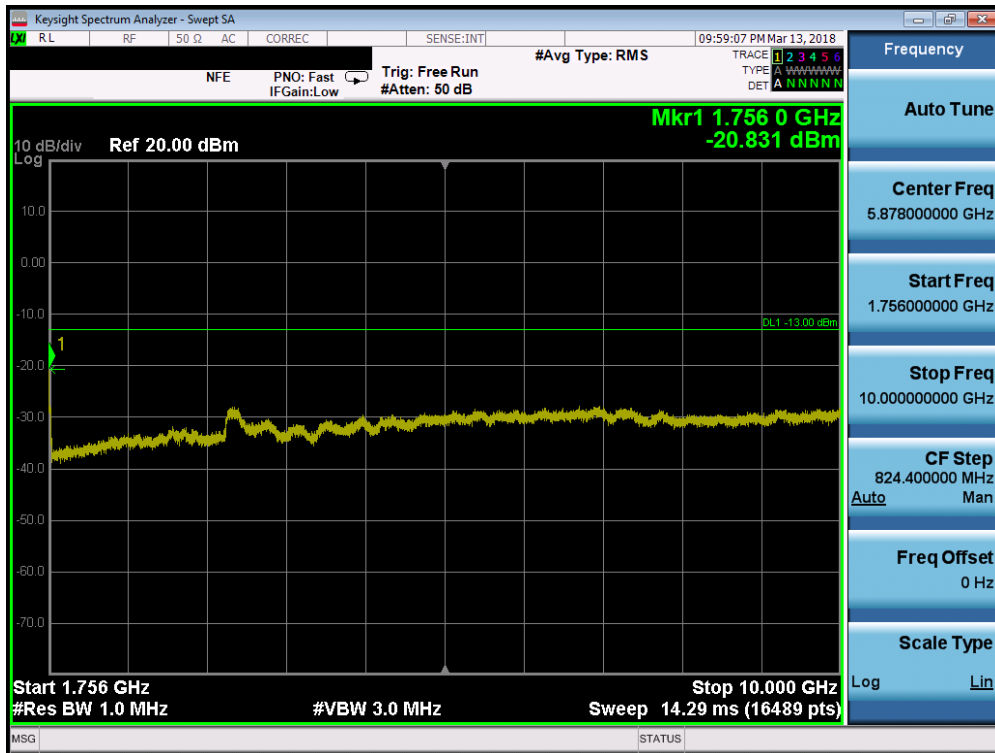


Plot 7-81. Conducted Spurious Plot (Band 66/4 - 20.0MHz QPSK - RB Size 1, RB Offset 0 - Mid Channel)

FCC ID: A3LSMS757BL		MEASUREMENT REPORT (CERTIFICATION)		Approved by: Quality Manager
Test Report S/N: 1M1805090103-03.A3L	Test Dates: 3/8 - 4/17/2018	EUT Type: Portable Handset		Page 60 of 149



Plot 7-82. Conducted Spurious Plot (Band 66/4 - 20.0MHz QPSK - RB Size 1, RB Offset 0 - High Channel)



Plot 7-83. Conducted Spurious Plot (Band 66/4 - 20.0MHz QPSK - RB Size 1, RB Offset 0 - High Channel)

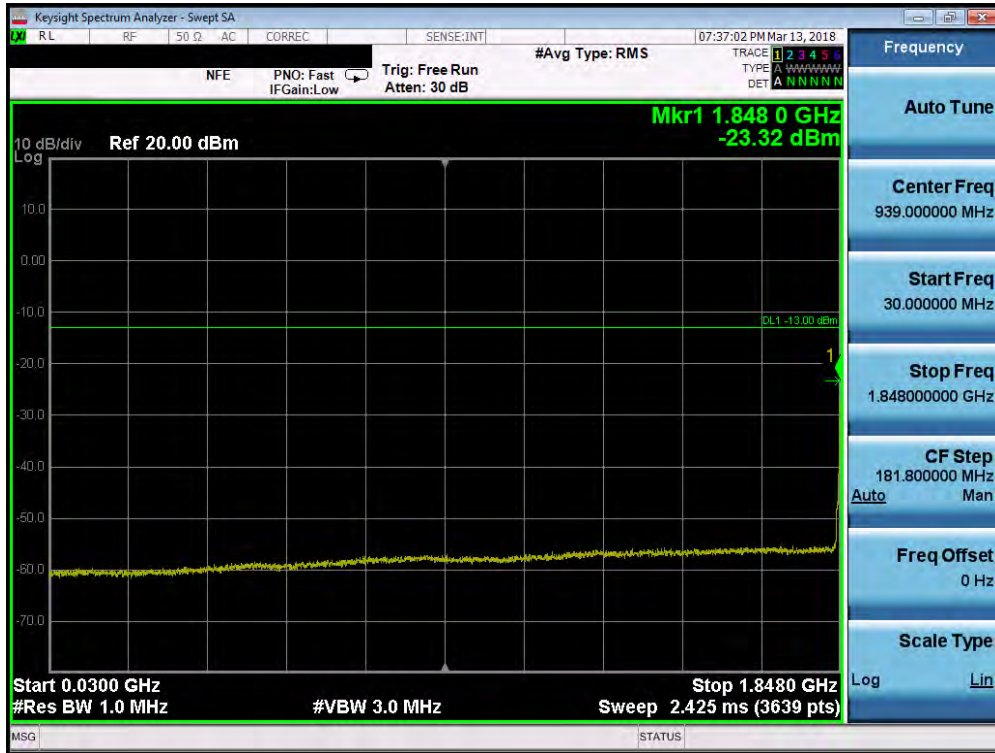
FCC ID: A3LSMS757BL		MEASUREMENT REPORT (CERTIFICATION)		Approved by: Quality Manager
Test Report S/N: 1M1805090103-03.A3L	Test Dates: 3/8 - 4/17/2018	EUT Type: Portable Handset		Page 61 of 149



Plot 7-84. Conducted Spurious Plot (Band 66/4 - 20.0MHz QPSK - RB Size 1, RB Offset 0 - High Channel)

FCC ID: A3LSMS757BL		MEASUREMENT REPORT (CERTIFICATION)		Approved by: Quality Manager
Test Report S/N: 1M1805090103-03.A3L	Test Dates: 3/8 - 4/17/2018	EUT Type: Portable Handset		Page 62 of 149

**Band 2**

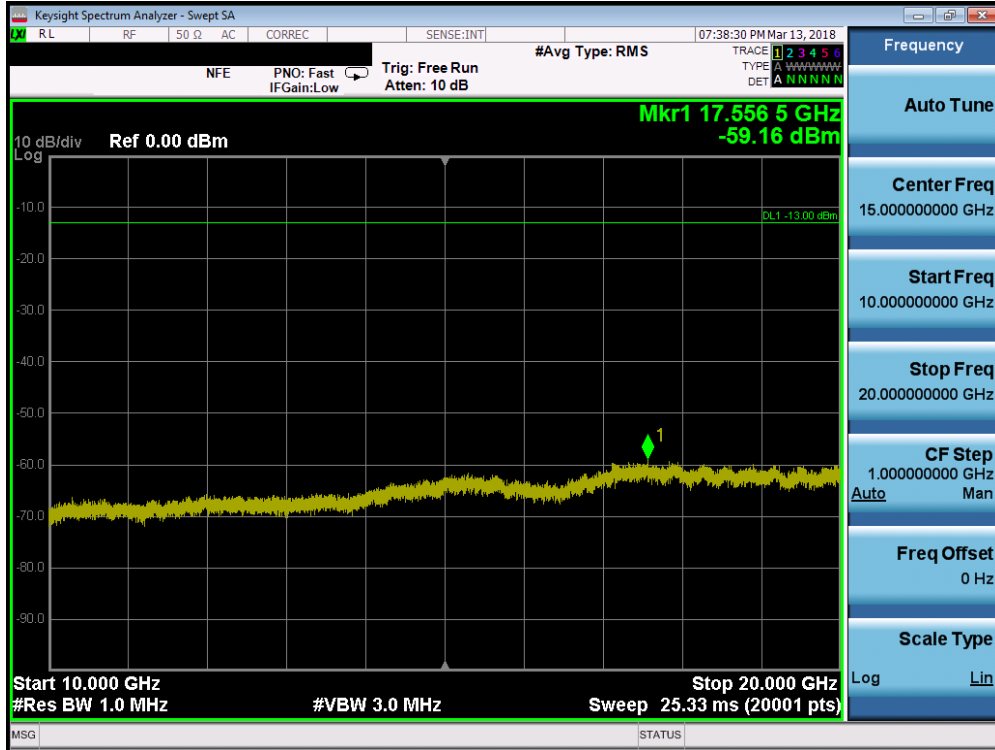


**Plot 7-85. Conducted Spurious Plot (Band 2 - 5.0MHz QPSK - RB Size 1, RB Offset 0 - Low Channel)**

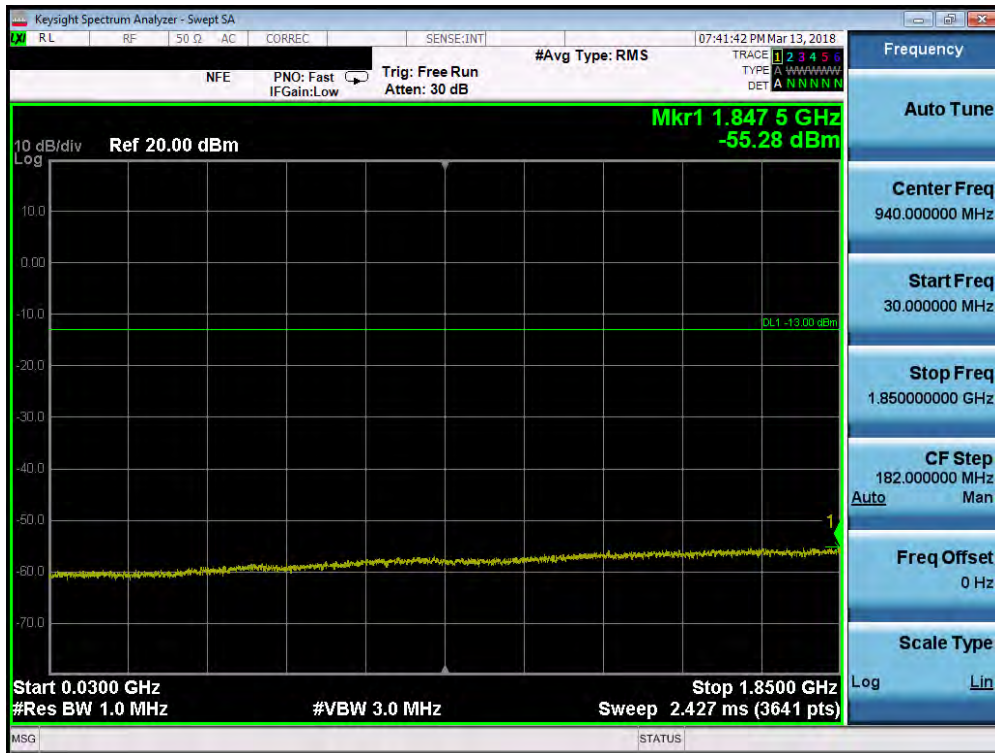


**Plot 7-86. Conducted Spurious Plot (Band 2 - 5.0MHz QPSK - RB Size 1, RB Offset 0 - Low Channel)**

FCC ID: A3LSMS757BL	 <b>MEASUREMENT REPORT (CERTIFICATION)</b> 		Approved by: Quality Manager
Test Report S/N: 1M1805090103-03.A3L	Test Dates: 3/8 - 4/17/2018	EUT Type: Portable Handset	Page 63 of 149

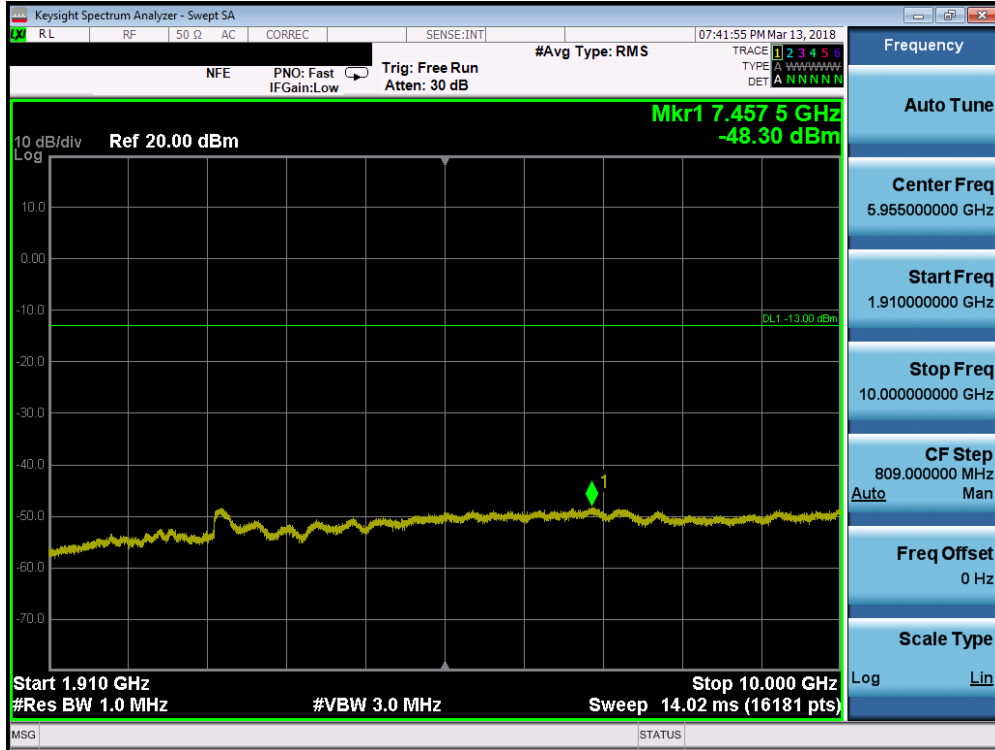


Plot 7-87. Conducted Spurious Plot (Band 2 - 5.0MHz QPSK - RB Size 1, RB Offset 0 - Low Channel)

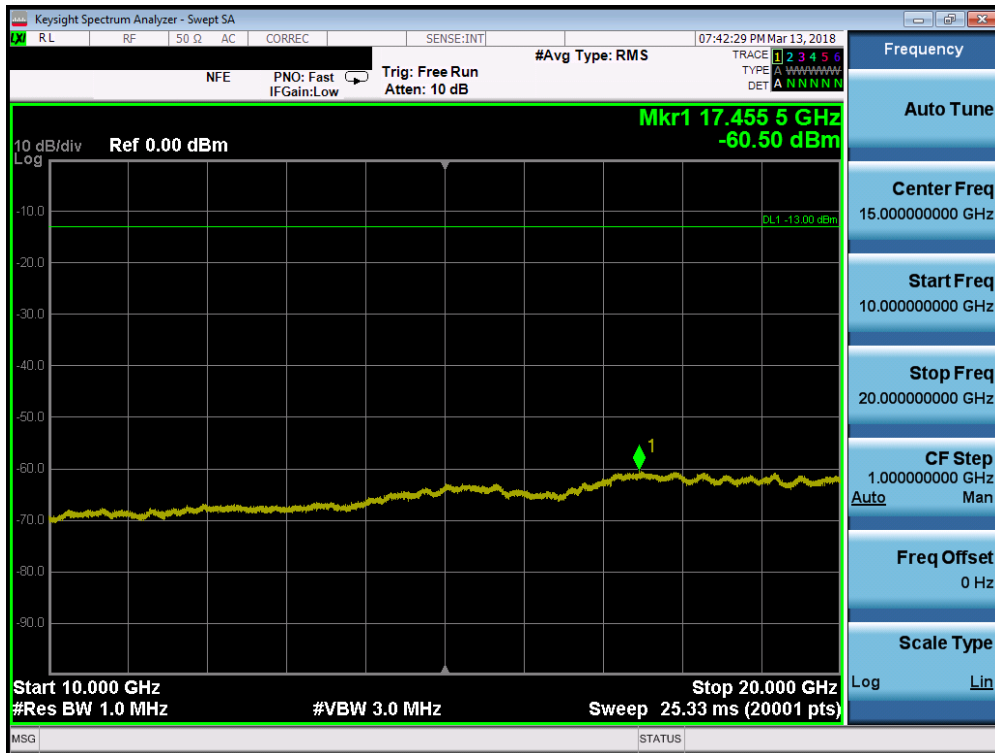


Plot 7-88. Conducted Spurious Plot (Band 2 - 5.0MHz QPSK - RB Size 1, RB Offset 0 - Mid Channel)

FCC ID: A3LSMS757BL		MEASUREMENT REPORT (CERTIFICATION)		Approved by: Quality Manager
Test Report S/N: 1M1805090103-03.A3L	Test Dates: 3/8 - 4/17/2018	EUT Type: Portable Handset		Page 64 of 149

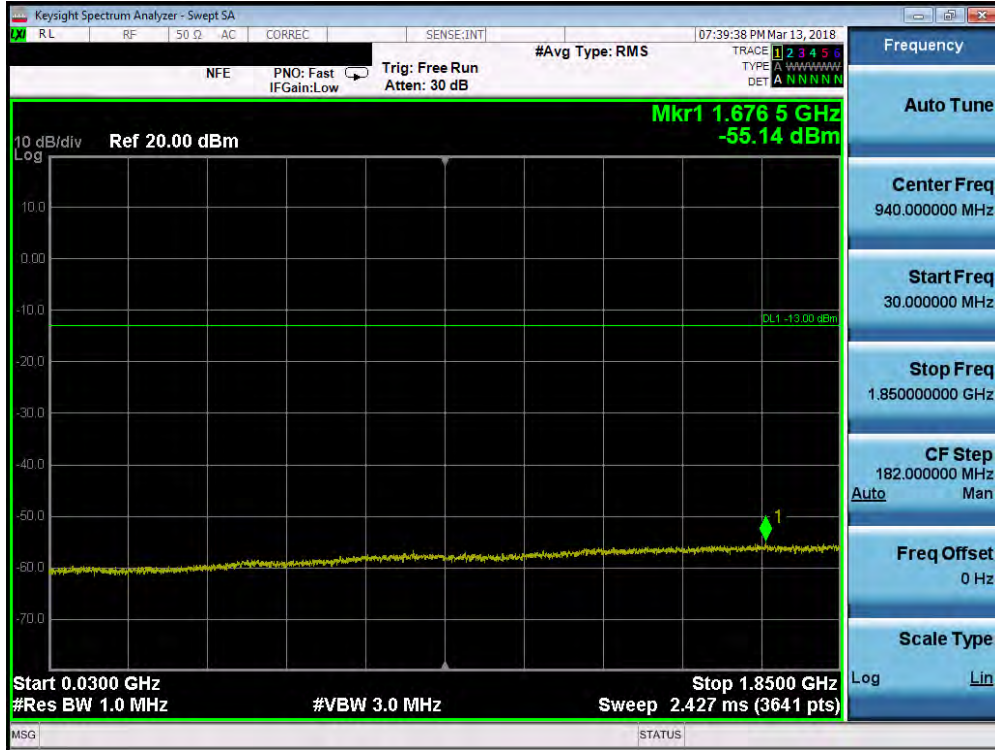


Plot 7-89. Conducted Spurious Plot (Band 2 - 5.0MHz QPSK - RB Size 1, RB Offset 0 - Mid Channel)

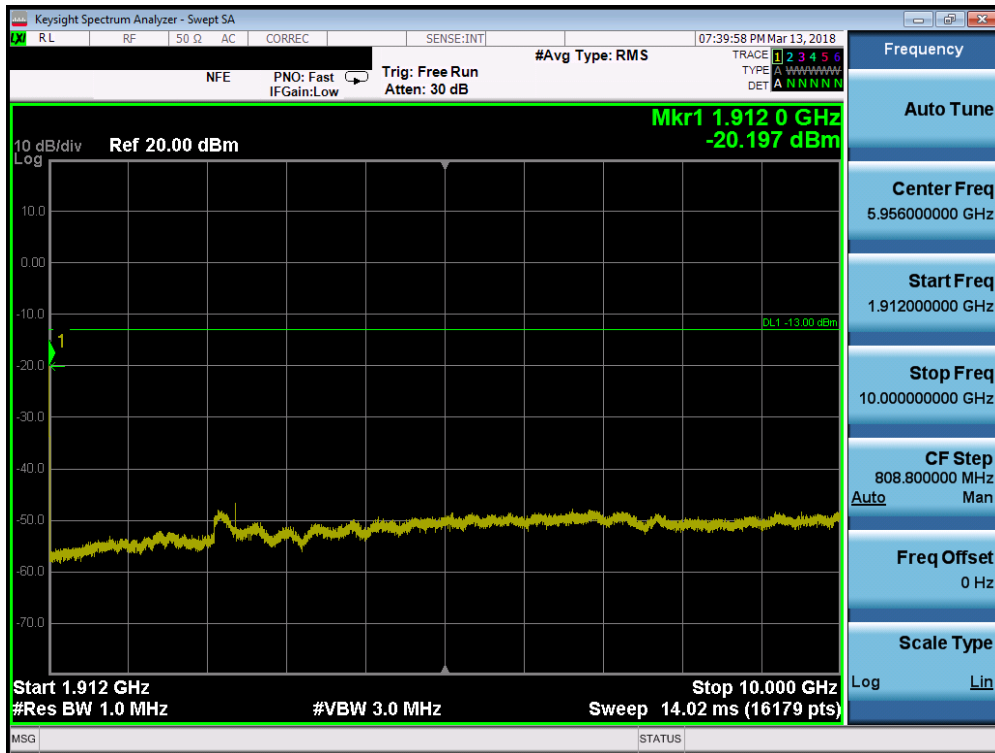


Plot 7-90. Conducted Spurious Plot (Band 2 - 5.0MHz QPSK - RB Size 1, RB Offset 0 - Mid Channel)

FCC ID: A3LSMS757BL		MEASUREMENT REPORT (CERTIFICATION)		Approved by: Quality Manager
Test Report S/N: 1M1805090103-03.A3L	Test Dates: 3/8 - 4/17/2018	EUT Type: Portable Handset		Page 65 of 149

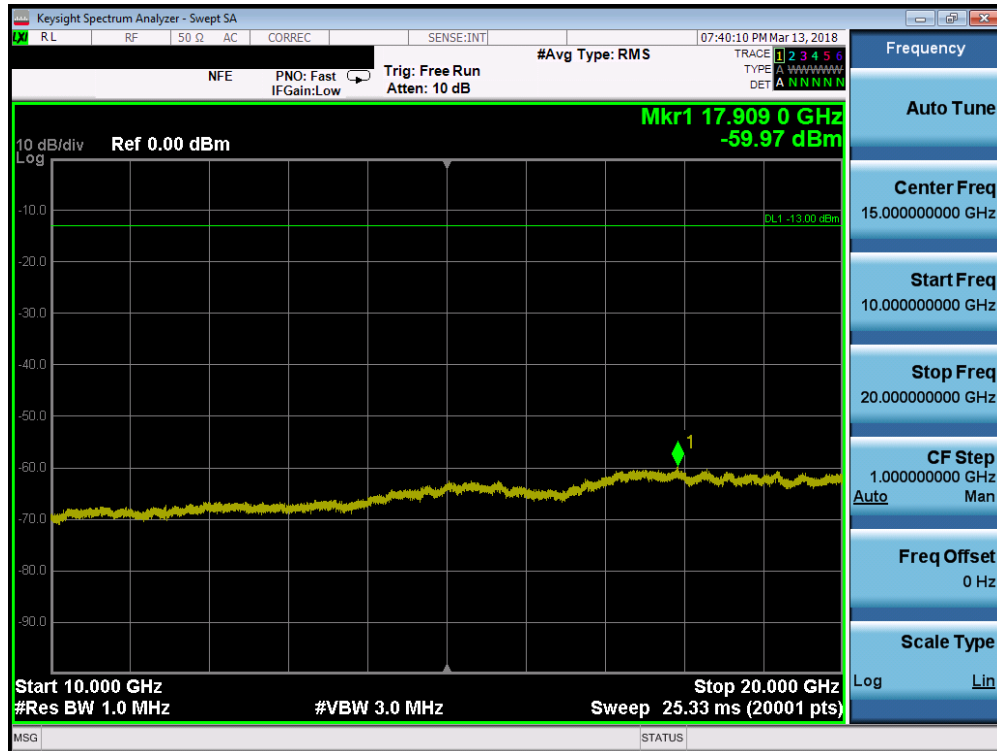


Plot 7-91. Conducted Spurious Plot (Band 2 - 5.0MHz QPSK - RB Size 1, RB Offset 0 - High Channel)



Plot 7-92. Conducted Spurious Plot (Band 2 - 5.0MHz QPSK - RB Size 1, RB Offset 0 - High Channel)

FCC ID: A3LSMS757BL		MEASUREMENT REPORT (CERTIFICATION)		Approved by: Quality Manager
Test Report S/N: 1M1805090103-03.A3L	Test Dates: 3/8 - 4/17/2018	EUT Type: Portable Handset		Page 66 of 149



Plot 7-93. Conducted Spurious Plot (Band 2 - 5.0MHz QPSK - RB Size 1, RB Offset 0 - High Channel)

FCC ID: A3LSMS757BL		MEASUREMENT REPORT (CERTIFICATION)		Approved by: Quality Manager
Test Report S/N: 1M1805090103-03.A3L	Test Dates: 3/8 - 4/17/2018	EUT Type: Portable Handset		Page 67 of 149