


## Test setup photos

### - Conducted Emission

AC Main [Test #1]




**- Radiated Emission**

30 MHz ~ 1 GHz [Test #1]






1 GHz ~ 18 GHz [Test #1]



18 GHz ~ 30 GHz [Test #1]



30 MHz ~ 1 GHz [Test #2]





1 GHz ~ 18 GHz [Test #2]



18 GHz ~ 30 GHz [Test #2]

