


APPENDIX


– Test Setup and EUT photographs –

1. Photograph of Test Setup


Conducted Disturbance



[Mode 1 - 2 : Front]



[Mode 1 - 2 : Rear]




[Mode 3 : Front]



[Mode 3 : Rear]


Radiated Disturbance for Below 1 GHz



[Mode 1 : Front]



[Mode 1 : Rear]



[Mode 2 : Front]



[Mode 2 : Rear]




[Mode 3 : Front]




[Mode 3 : Rear]


Radiated Disturbance for Above 1 GHz




[Mode 1 : Front]




[Mode 1 : Rear]




[Mode 2 : Front]



[Mode 2 : Rear]



[Mode 3 : Front]



[Mode 3 : Rear]