


## Test setup photos


### - Conducted Emission

AC Main [Test #1]




**- Radiated Emission**


30 MHz ~ 1 GHz [Test #1]




1 GHz ~ 18 GHz [Test #1]




18 GHz ~ 30 GHz [Test #1]



30 MHz ~ 1 GHz [Test #2]



1 GHz ~ 18 GHz [Test #2]



18 GHz ~ 30 GHz [Test #2]

