

- APPENDIX A. Test Setup Photographs -

<<Conducted Disturbance –Front>>

- Mode 1~2



- Mode 3




<<Conducted Disturbance – Rear >>

- Mode 1~2




- Mode 3



<<Radiated Disturbance for Below 1 GHz –Front>>


- Mode 1



- Mode 2




- Mode 3




<<Radiated Disturbance for Below 1 GHz –Rear>>


- Mode 1



- Mode 2




- Mode 3




<<Radiated Disturbance for Above 1 GHz –Front>>


- Mode 1



- Mode 2



- Mode 3



<<Radiated Disturbance for Above 1 GHz –Rear>>

- Mode 1



- Mode 2



- Mode 3



-- End of page --