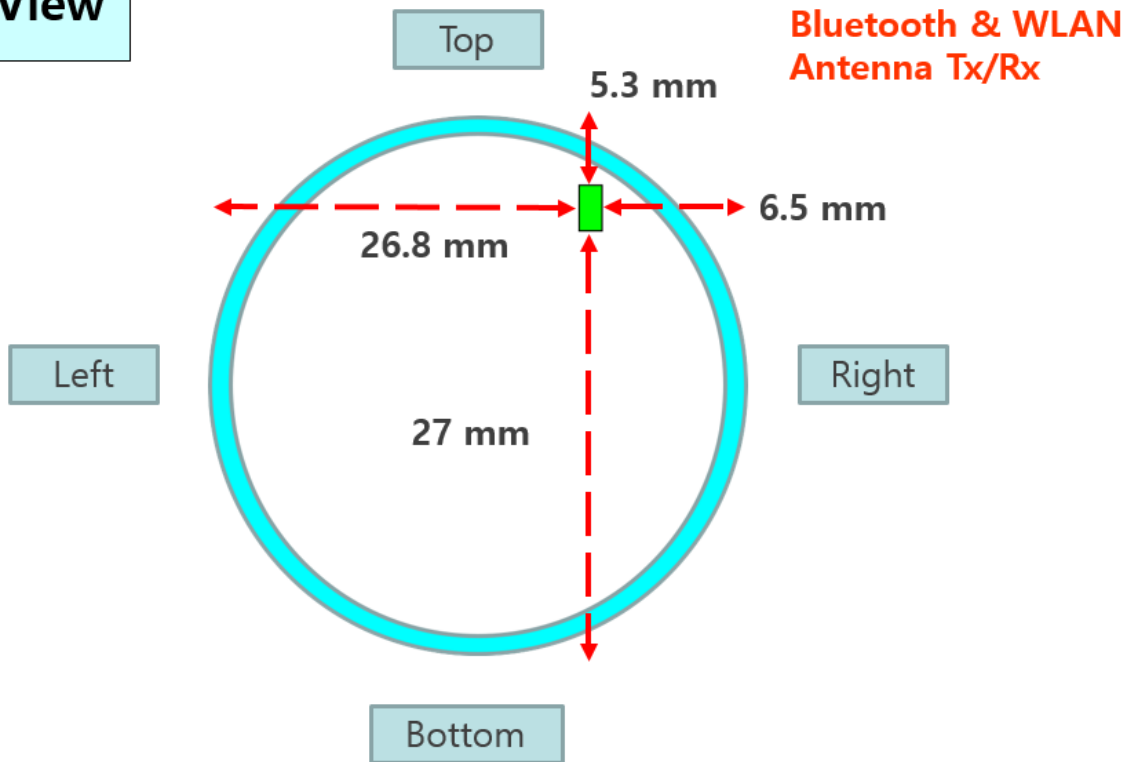


Appendix C. #Antenna Location & Distance

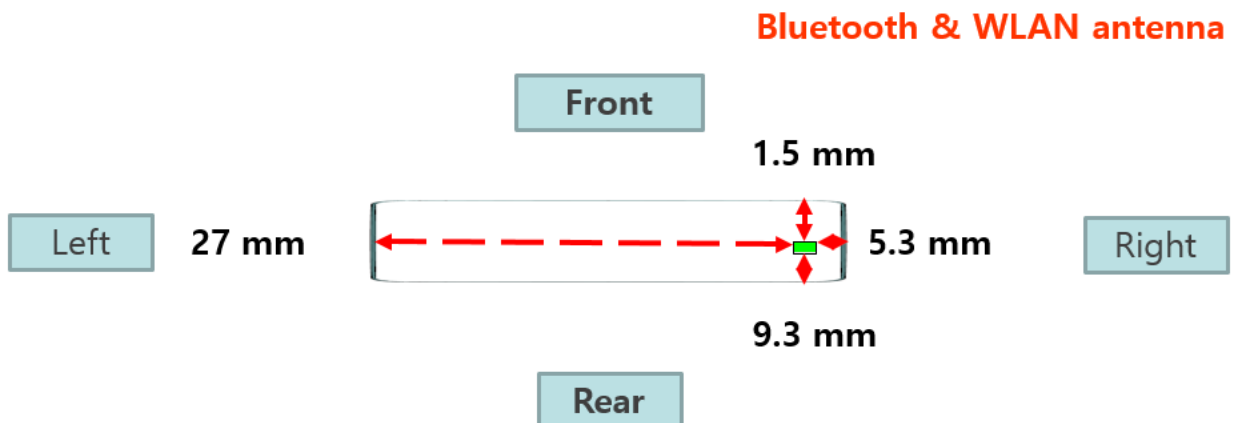
*** Distance between Bluetooth antenna and edge**

Front View

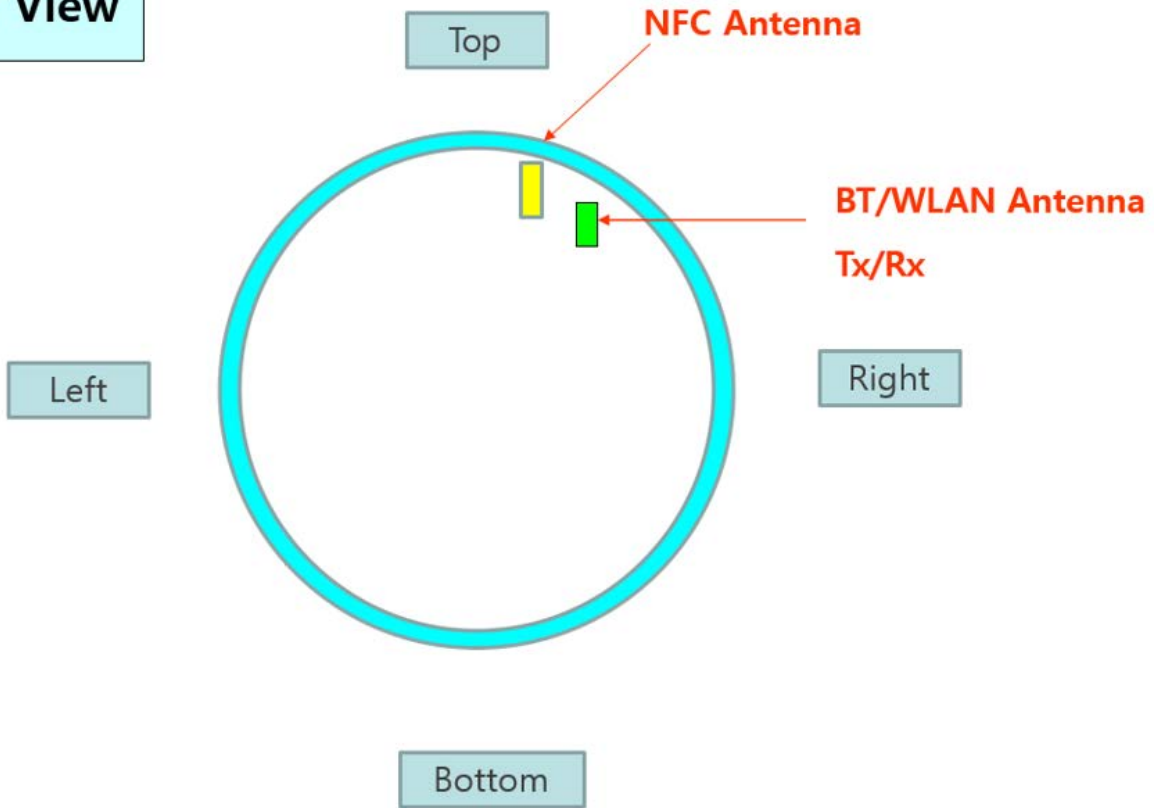


*** Distance between Bluetooth antenna and edge**

Top View



Front View



Appendix D. EUT Photo

D.1) Front



D.2) Rear



KCTL Inc.

65, Sinwon-ro, Yeongtong-gu,
Suwon-si, Gyeonggi-do, 16677, Korea
TEL: 82-31-285-0894 FAX: 82-505-299-8311
www.kctl.co.kr

Report No.:
KR21-SPF0061-A
Page (85) of (87)

KCTL

D.3) Left



D.4) Right



KCTL Inc.

65, Sinwon-ro, Yeongtong-gu,
Suwon-si, Gyeonggi-do, 16677, Korea
TEL: 82-31-285-0894 FAX: 82-505-299-8311
www.kctl.co.kr

Report No.:
KR21-SPF0061-A
Page (86) of (87)

KCTL

D.5) Top




D.6) Bottom




Appendix E. Test Setup Photo

E.1) Next to Mouth_Front (10 mm)



E.2) Extremity_Rear (0 mm)



End of test report