


**- APPENDIX A. Test Setup Photographs -**

<<Conducted Disturbance –Front>>

- Mode 1-2



- Mode 3



<<Conducted Disturbance – Rear >>

- Mode 1-2



- Mode 3




<<Radiated Disturbance for Below 1 GHz –Front>>

- Mode 1



- Mode 2




- Mode 3






<<Radiated Disturbance for Below 1 GHz –Rear>>


- Mode 1



- Mode 2




- Mode 3




<<Radiated Disturbance for Above 1 GHz –Front>>

- Mode 1




- Mode 2






- Mode 3





<<Radiated Disturbance for Above 1 GHz –Rear>>


- Mode 1



- Mode 2



- Mode 3



-- End of page --