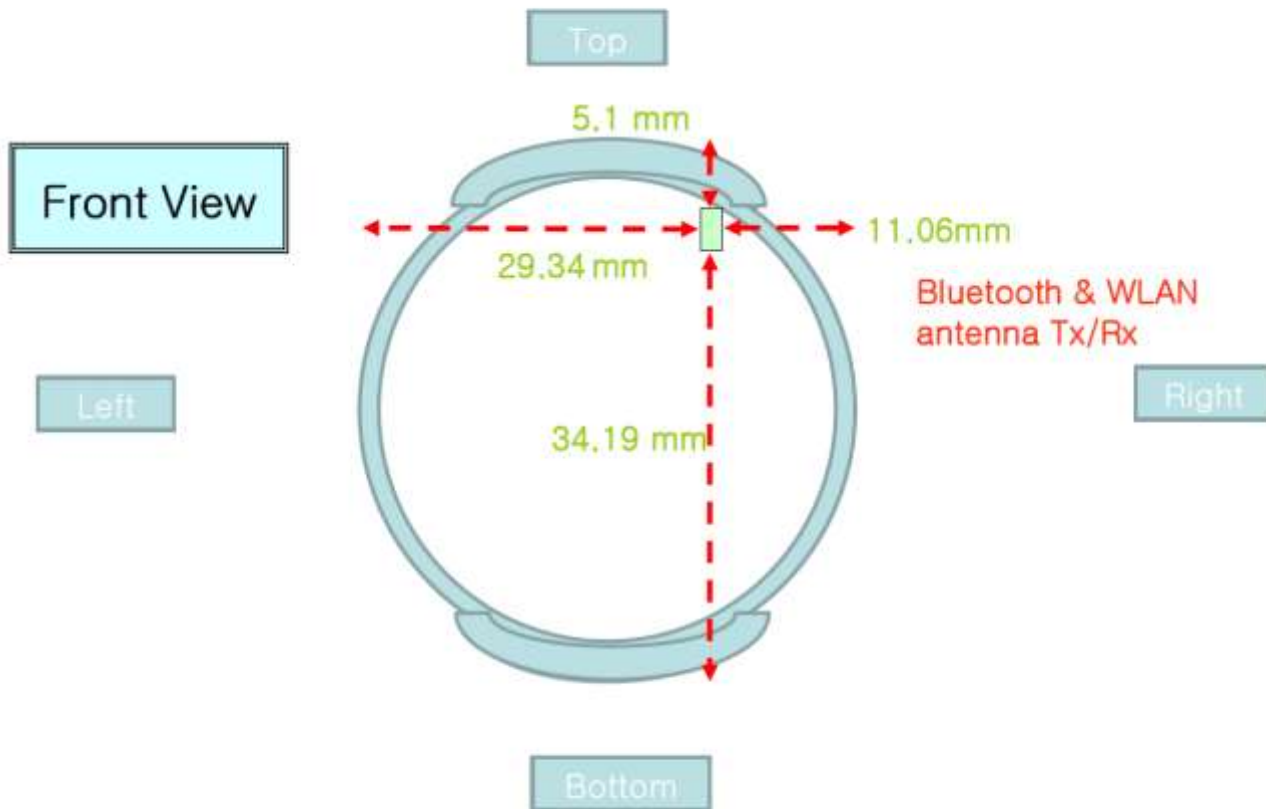
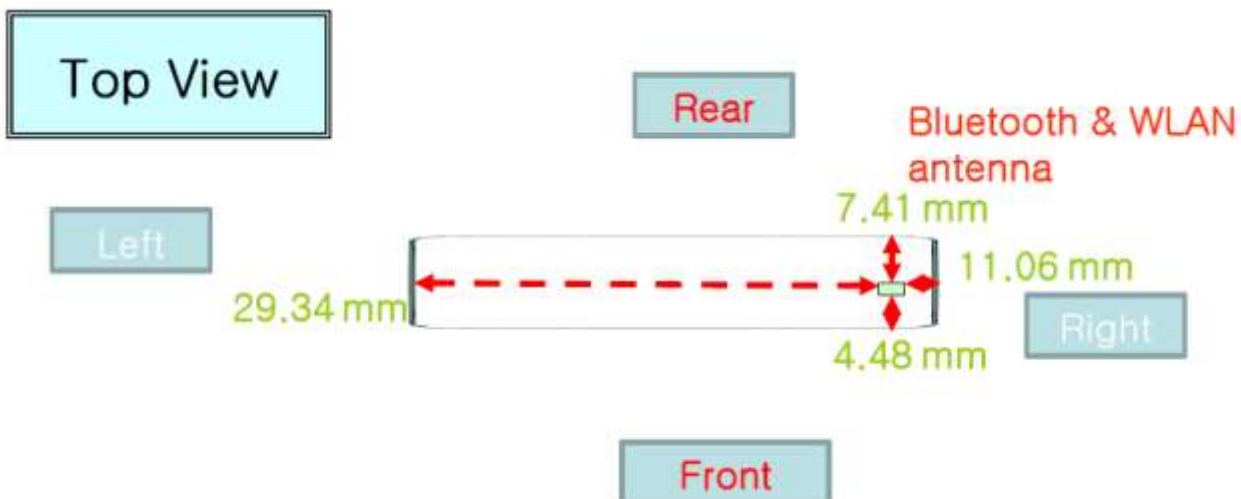


Appendix C. #Antenna Location & Distance

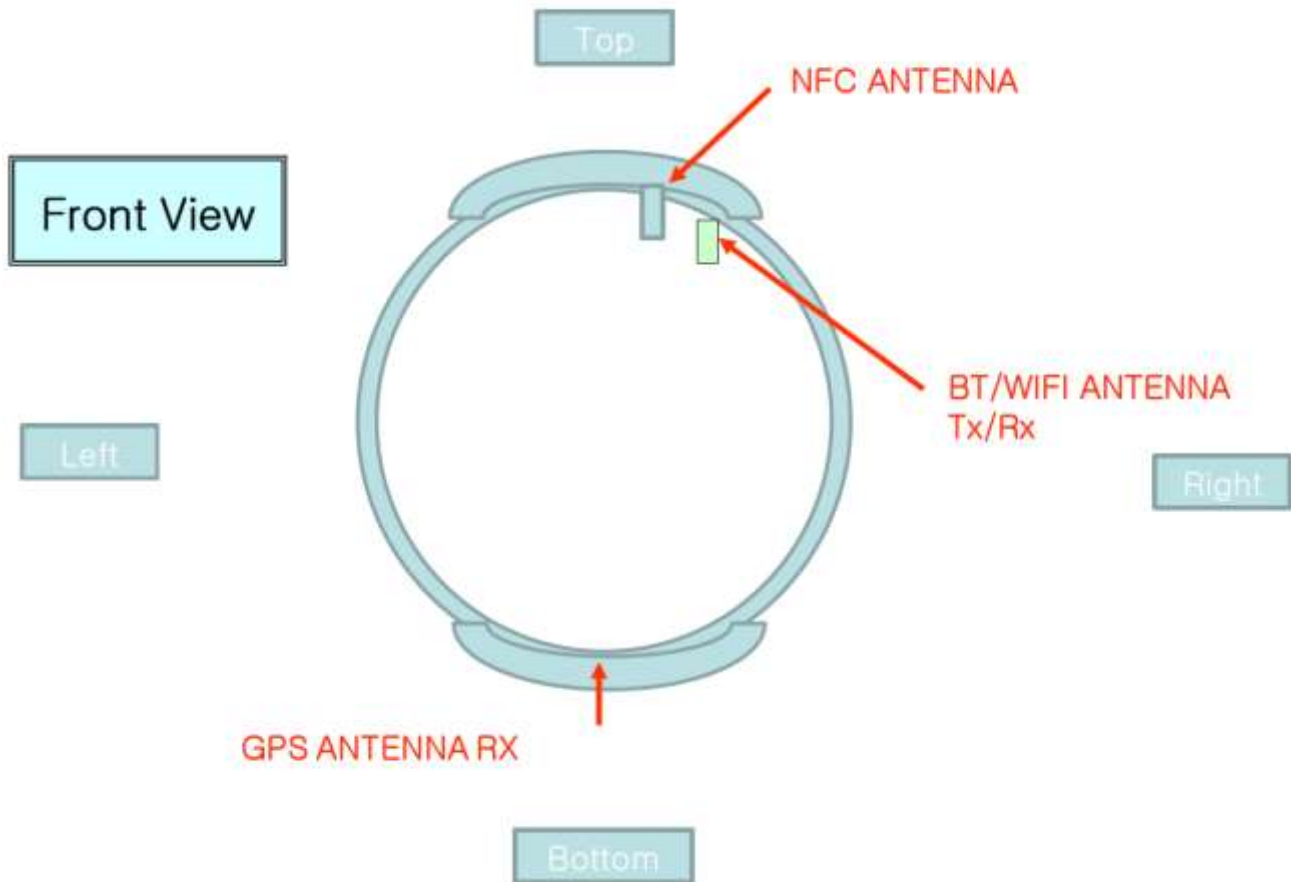
* Distance between Bluetooth antenna and edge



* Distance between Bluetooth antenna and edge



* Placement of each antenna



KCTL Inc.

65, Sinwon-ro, Yeongtong-gu,
Suwon-si, Gyeonggi-do, 16677, Korea
TEL: 82-31-285-0894 FAX: 82-505-299-8311
www.kctl.co.kr

Report No.:
KR21-SPF0042
Page (89) of (92)



Appendix D. EUT Photo

Front



Rear



KCTL Inc.

65, Sinwon-ro, Yeongtong-gu,
Suwon-si, Gyeonggi-do, 16677, Korea
TEL: 82-31-285-0894 FAX: 82-505-299-8311
www.kctl.co.kr

Report No.:
KR21-SPF0042
Page (90) of (92)



Left



Right



KCTL Inc.

65, Sinwon-ro, Yeongtong-gu,
Suwon-si, Gyeonggi-do, 16677, Korea
TEL: 82-31-285-0894 FAX: 82-505-299-8311
www.kctl.co.kr

Report No.:
KR21-SPF0042
Page (91) of (92)



Top




Bottom



Appendix E. Test Setup Photo

E.1) Next to Mouth_Front (10 mm)



E.2) Extremity_Rear (0 mm)



End of test report