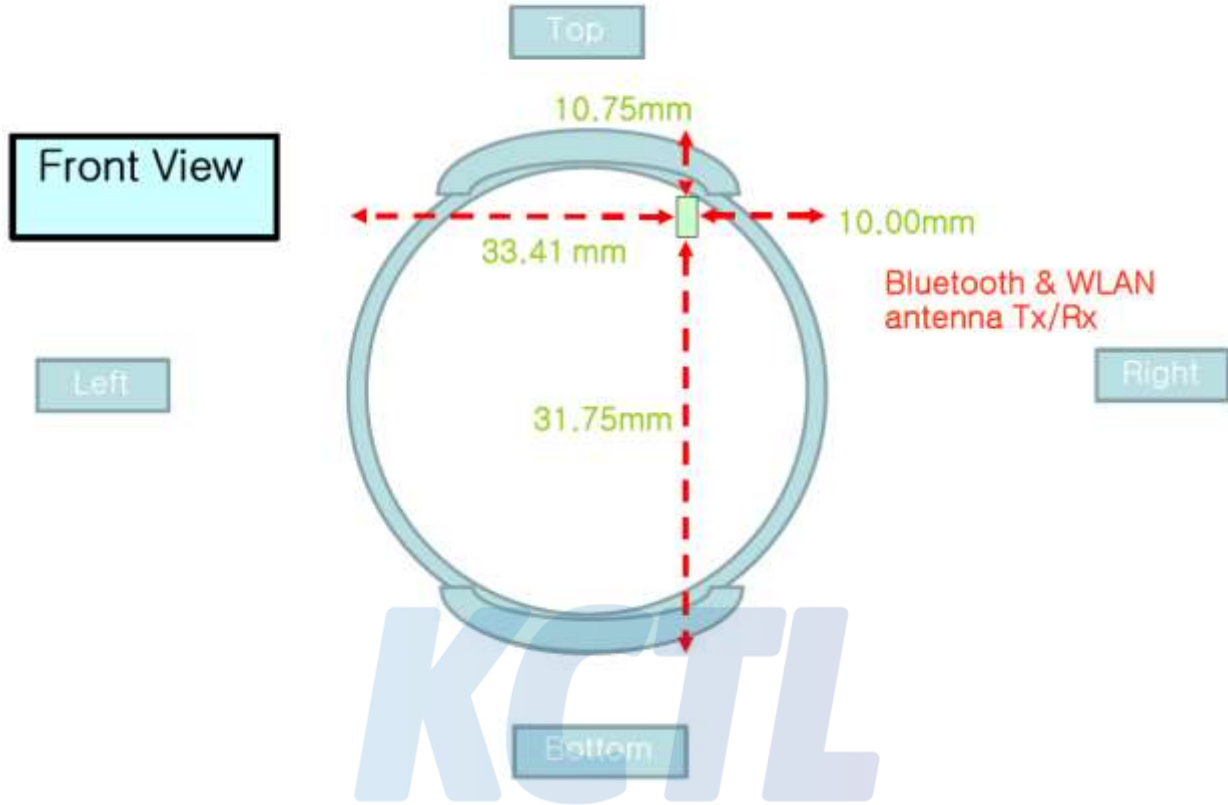
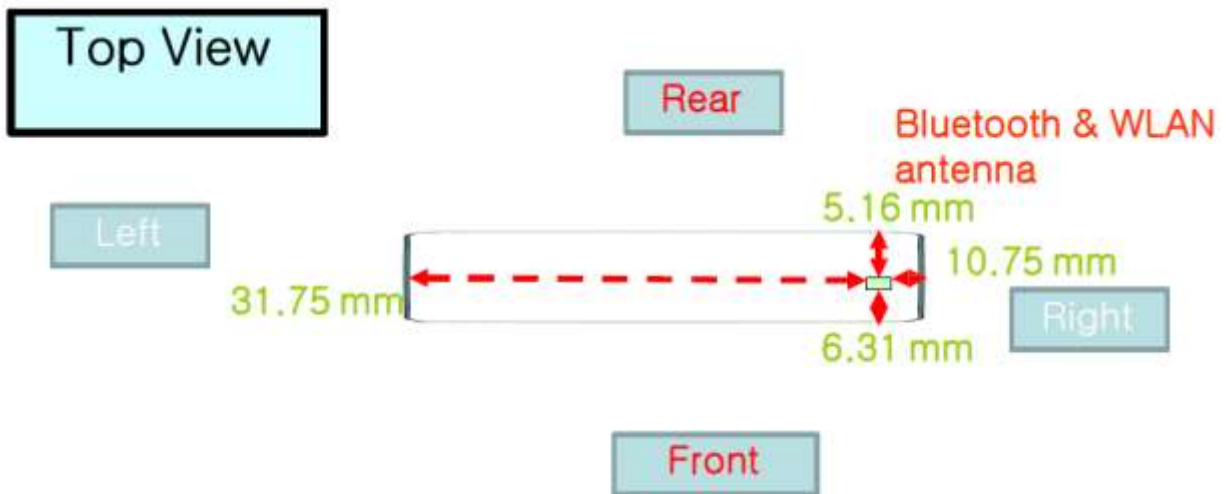


Appendix C. #Antenna Location & Distance

* Distance between Bluetooth antenna and edge



* Distance between Bluetooth antenna and edge



KCTL Inc.

65, Sinwon-ro, Yeongtong-gu,
Suwon-si, Gyeonggi-do, 16677, Korea
TEL: 82-31-285-0894 FAX: 82-505-299-8311
www.kctl.co.kr

Report No.:
KR20-SPF0021
Page (61) of (64)



Appendix D. EUT Photo

Front



Rear



KCTL Inc.

65, Sinwon-ro, Yeongtong-gu,
Suwon-si, Gyeonggi-do, 16677, Korea
TEL: 82-31-285-0894 FAX: 82-505-299-8311
www.kctl.co.kr

Report No.:
KR20-SPF0021
Page (62) of (64)

KCTL

Left



Right



KCTL Inc.

65, Sinwon-ro, Yeongtong-gu,
Suwon-si, Gyeonggi-do, 16677, Korea
TEL: 82-31-285-0894 FAX: 82-505-299-8311
www.kctl.co.kr

Report No.:
KR20-SPF0021
Page (63) of (64)

KCTL

Top



Bottom



KCTL Inc.


65, Sinwon-ro, Yeongtong-gu,
Suwon-si, Gyeonggi-do, 16677, Korea
TEL: 82-31-285-0894 FAX: 82-505-299-8311
www.kctl.co.kr

Report No.:
KR20-SPF0021
Page (64) of (64)




Appendix E. Test Setup Photo

Front (10mm)



Rear (0mm)



End of test report