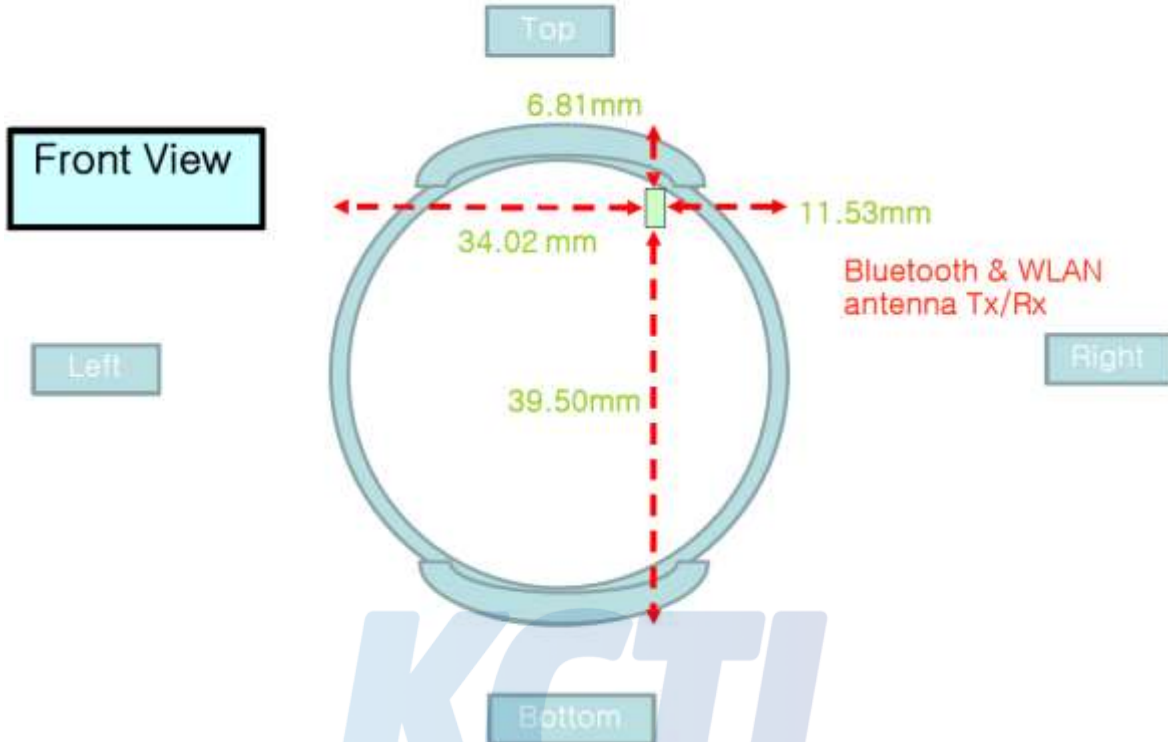
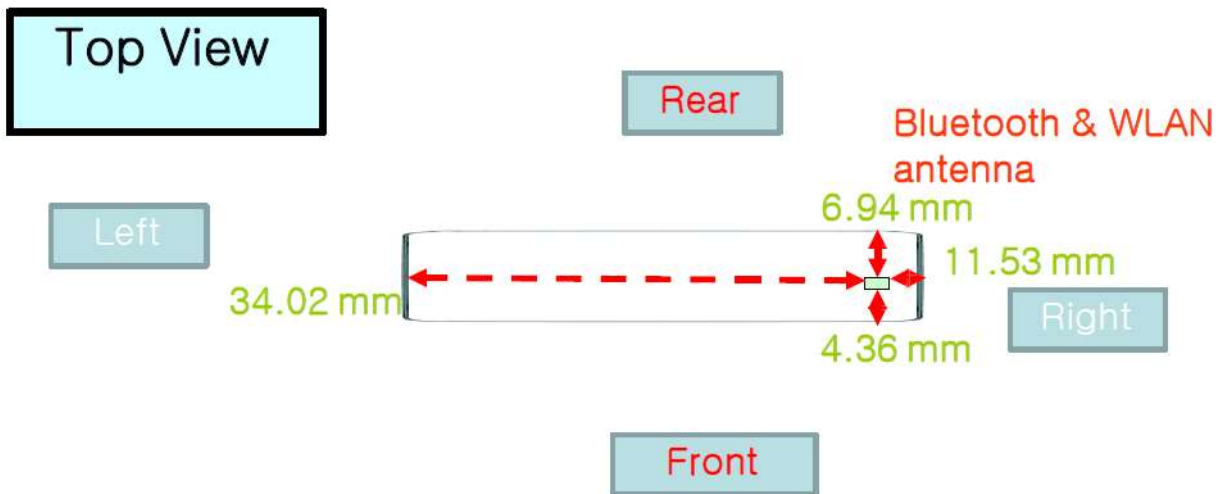


### Appendix C. #Antenna Location & Distance

\* Distance between Bluetooth antenna and edge



\* Distance between Bluetooth antenna and edge



**KCTL Inc.**


65, Sinwon-ro, Yeongtong-gu,  
Suwon-si, Gyeonggi-do, 16677, Korea  
TEL: 82-31-285-0894 FAX: 82-505-299-8311  
[www.kctl.co.kr](http://www.kctl.co.kr)

Report No.:  
KR20-SPF0028  
Page (59) of (62)



**Appendix D. EUT Photo**

**Front**



**Rear**



**KCTL Inc.**

65, Sinwon-ro, Yeongtong-gu,  
Suwon-si, Gyeonggi-do, 16677, Korea  
TEL: 82-31-285-0894 FAX: 82-505-299-8311  
[www.kctl.co.kr](http://www.kctl.co.kr)

Report No.:  
KR20-SPF0028  
Page (60) of (62)

**KCTL**

**Left**



**Right**



**KCTL Inc.**

65, Sinwon-ro, Yeongtong-gu,  
Suwon-si, Gyeonggi-do, 16677, Korea  
TEL: 82-31-285-0894 FAX: 82-505-299-8311  
[www.kctl.co.kr](http://www.kctl.co.kr)

Report No.:  
KR20-SPF0028  
Page (61) of (62)

**KCTL**

**Top**



**Bottom**




## Appendix E. Test Setup Photo

Front (10mm)



Rear (0mm)



**End of test report**