

- APPENDIX A. Test Setup Photographs -

<<Radiated Disturbance for Below 1 GHz –Front>>


- Mode 1



- Mode 2




-Mode 3




<<Radiated Disturbance for Below 1 GHz –Rear>>


- Mode 1



- Mode 2




-Mode 3




<<Radiated Disturbance for Above 1 GHz –Front>>


- Mode 1



- Mode 2




-Mode 3




<<Radiated Disturbance for Above 1 GHz – Rear>>


- Mode 1



- Mode 2



- Mode 3



--- End of page ---