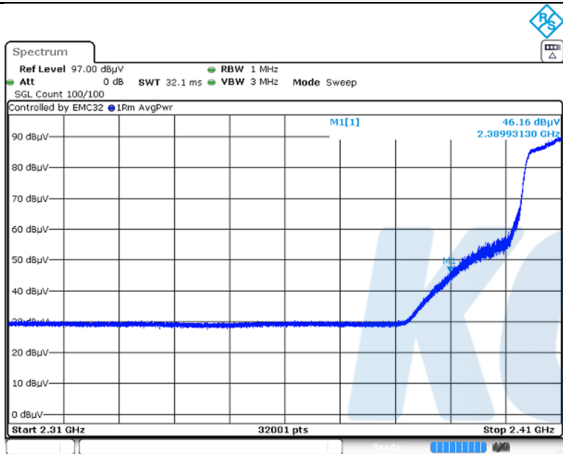


802.11g

2 412 MHz

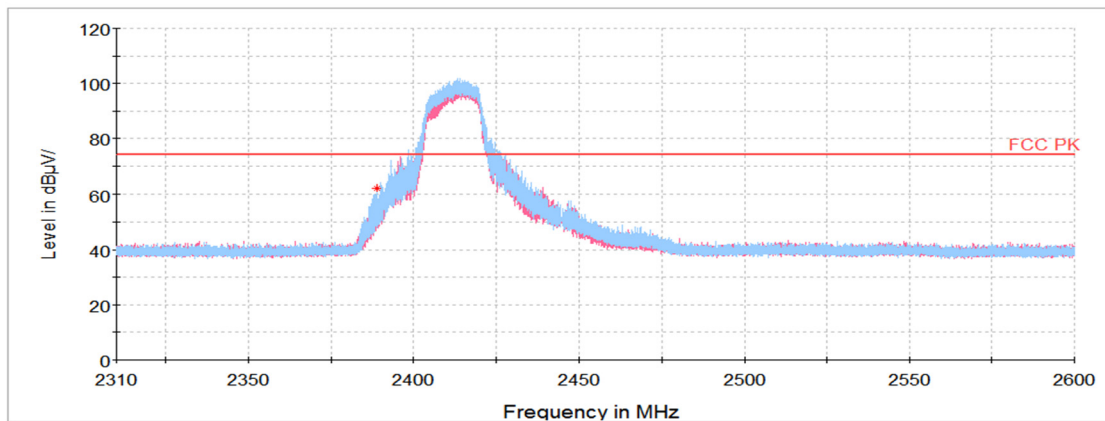
| Frequency | Pol. | Reading | Ant. Factor | Amp. + Cable | DCF | Result | Limit | Margin |
|------------------------|-------|----------------|-------------|--------------|------|------------------|------------------|--------|
| (MHz) | (V/H) | (dB(μ V)) | (dB) | (dB) | (dB) | (dB(μ V/m)) | (dB(μ V/m)) | (dB) |
| Peak data | | | | | | | | |
| 2 389.93 ¹⁾ | H | 58.98 | 31.88 | -29.04 | - | 61.82 | 74.00 | 12.18 |
| 4 829.47 ¹⁾ | V | 62.14 | 33.93 | -53.74 | - | 42.33 | 74.00 | 31.67 |
| Average Data | | | | | | | | |
| 2 389.93 ¹⁾ | H | 46.16 | 31.88 | -29.04 | 0.32 | 49.32 | 54.00 | 4.68 |

Average data

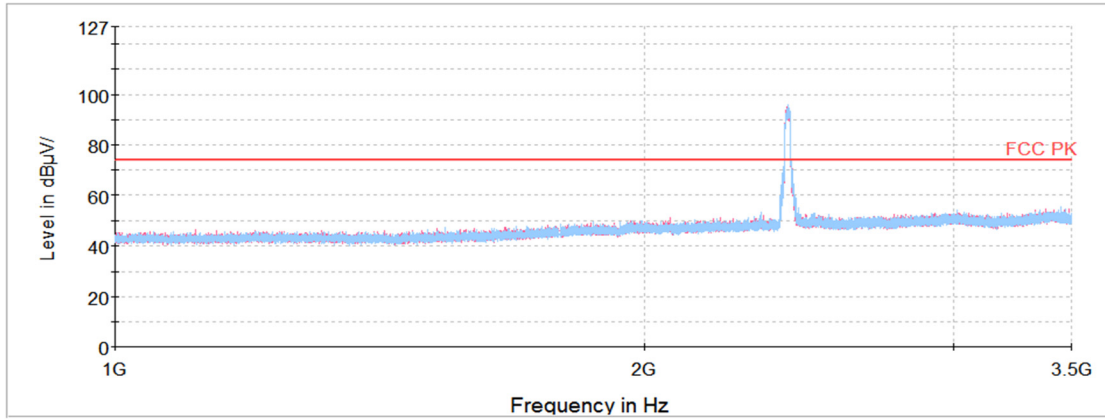


Blank

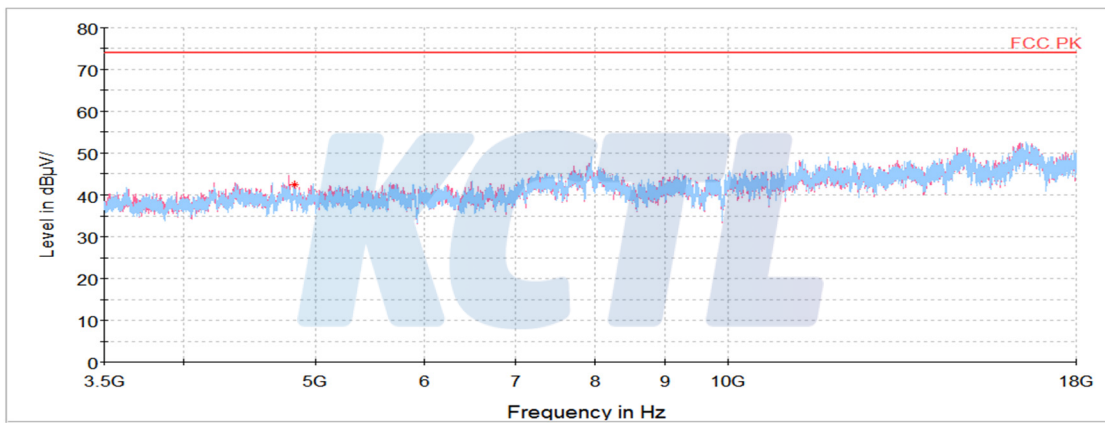
Horizontal/Vertical for Band-edge



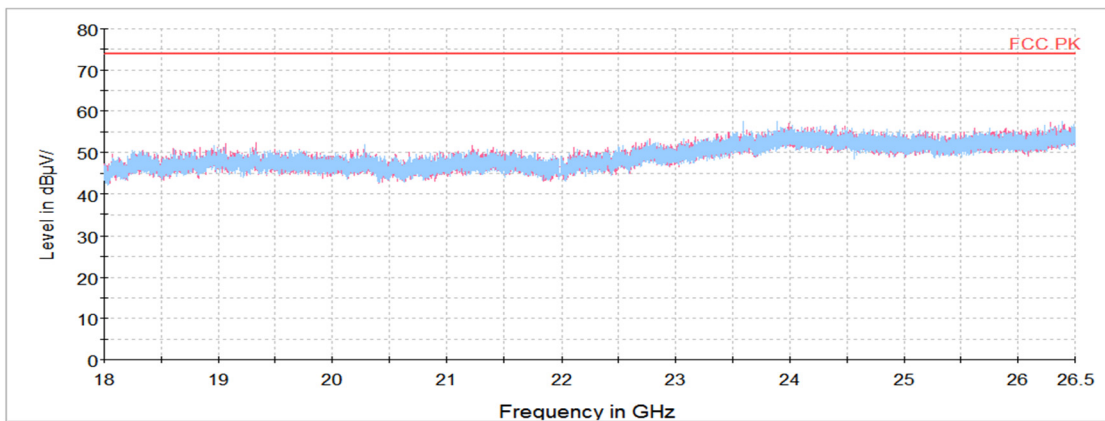
Horizontal/Vertical for 1 GHz ~ 3.5 GHz



Horizontal/Vertical for 3.5 GHz ~ 18 GHz



Horizontal/Vertical for 18 GHz ~ 26.5 GHz

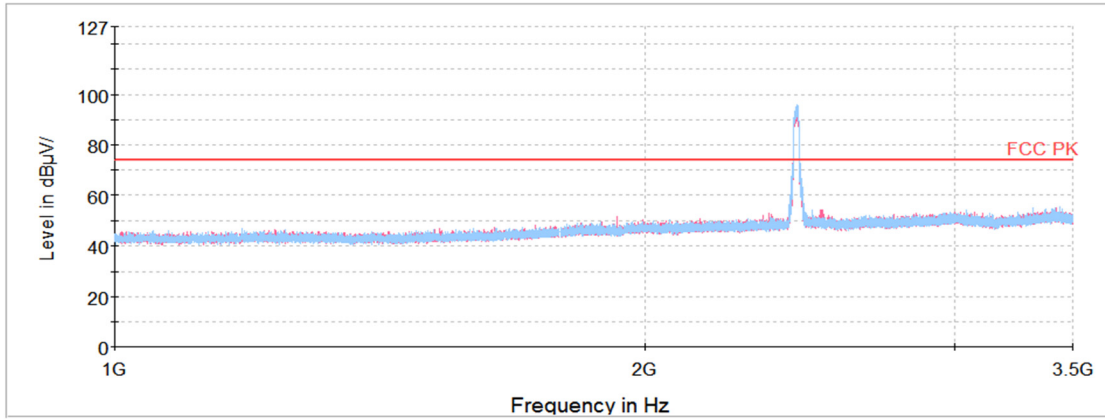


2 437 MHz

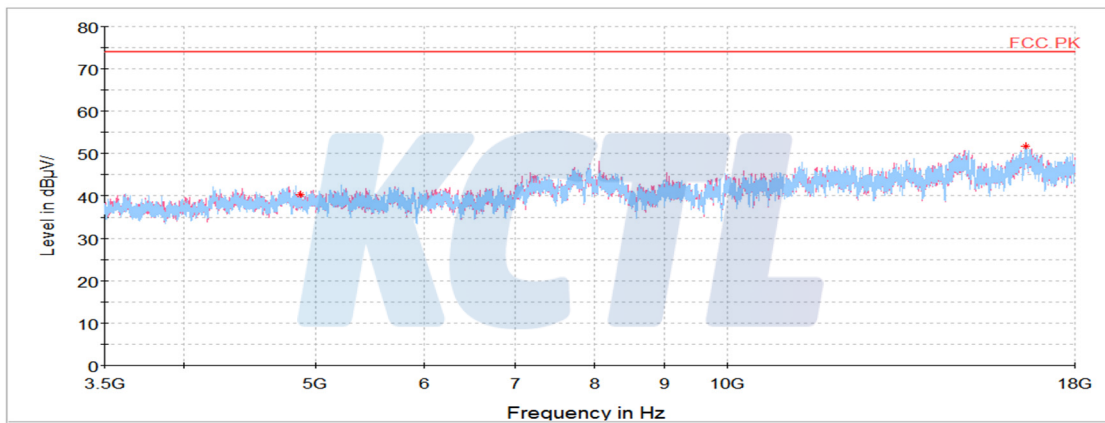
| Frequency (MHz) | Pol. (V/H) | Reading (dB(μ V)) | Ant. Factor (dB) | Amp. + Cable (dB) | DCF (dB) | Result (dB(μ V/m)) | Limit (dB(μ V/m)) | Margin (dB) |
|--|---------------|---------------------------|---------------------|----------------------|-------------|----------------------------|---------------------------|----------------|
| Peak data | | | | | | | | |
| 4 876.14 ¹⁾ | V | 61.37 | 33.95 | -55.06 | - | 40.26 | 74.00 | 33.74 |
| 16 557.70 | H | 55.76 | 41.56 | -45.70 | - | 51.62 | 74.00 | 22.38 |
| Average Data | | | | | | | | |
| No spurious emissions were detected within 20 dB of the limit. | | | | | | | | |

KCTL

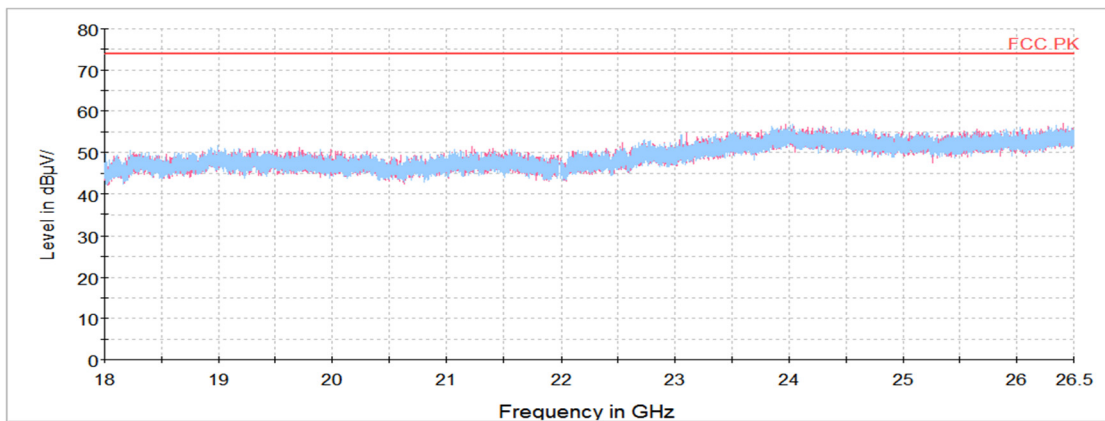
Horizontal/Vertical for 1 GHz ~ 3.5 GHz



Horizontal/Vertical for 3.5 GHz ~ 18 GHz



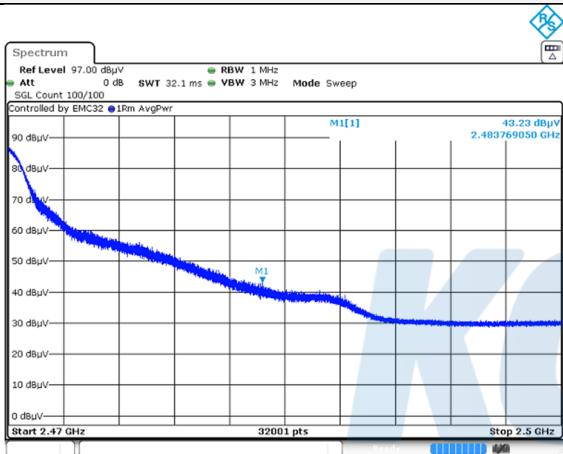
Horizontal/Vertical for 18 GHz ~ 26.5 GHz



2 462 MHz

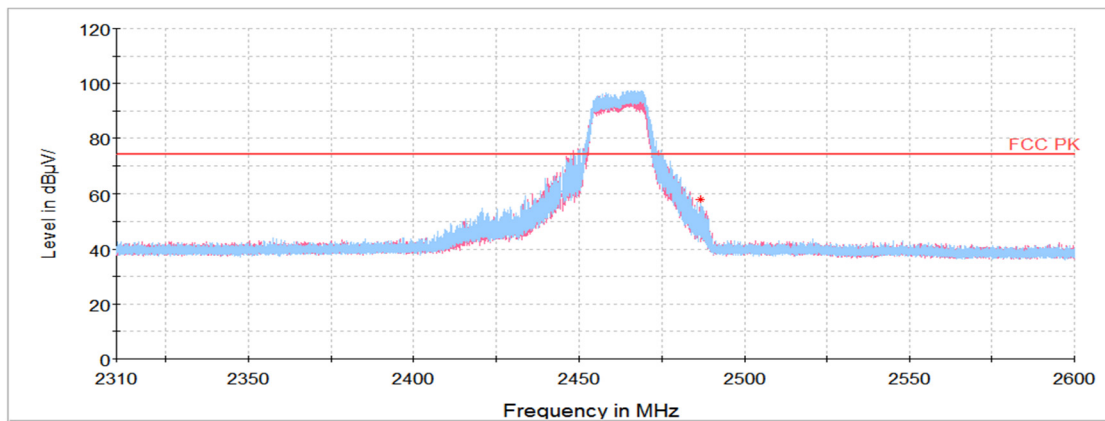
| Frequency | Pol. | Reading | Ant. Factor | Amp. + Cable | DCF | Result | Limit | Margin |
|------------------------|-------|----------|-------------|--------------|------|------------|------------|--------|
| (MHz) | (V/H) | (dB(μV)) | (dB) | (dB) | (dB) | (dB(μV/m)) | (dB(μV/m)) | (dB) |
| Peak data | | | | | | | | |
| 2 483.77 ¹⁾ | H | 54.92 | 32.07 | -29.21 | - | 57.78 | 74.00 | 16.22 |
| 4 929.61 ¹⁾ | H | 60.17 | 33.97 | -55.21 | - | 38.93 | 74.00 | 35.07 |
| 16 547.28 | H | 55.51 | 41.55 | -45.66 | - | 51.40 | 74.00 | 22.60 |
| Average Data | | | | | | | | |
| 2 483.77 ¹⁾ | H | 43.23 | 32.07 | -29.21 | 0.32 | 46.41 | 54.00 | 7.59 |

Average data

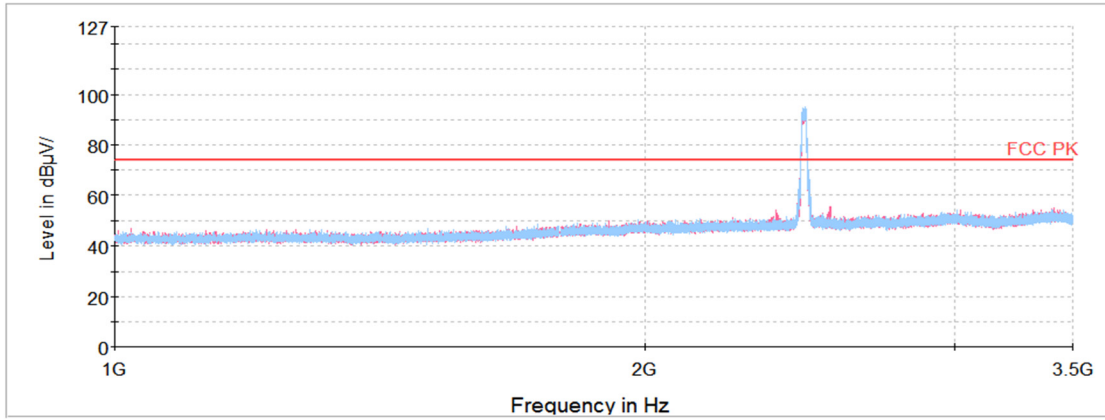


Blank

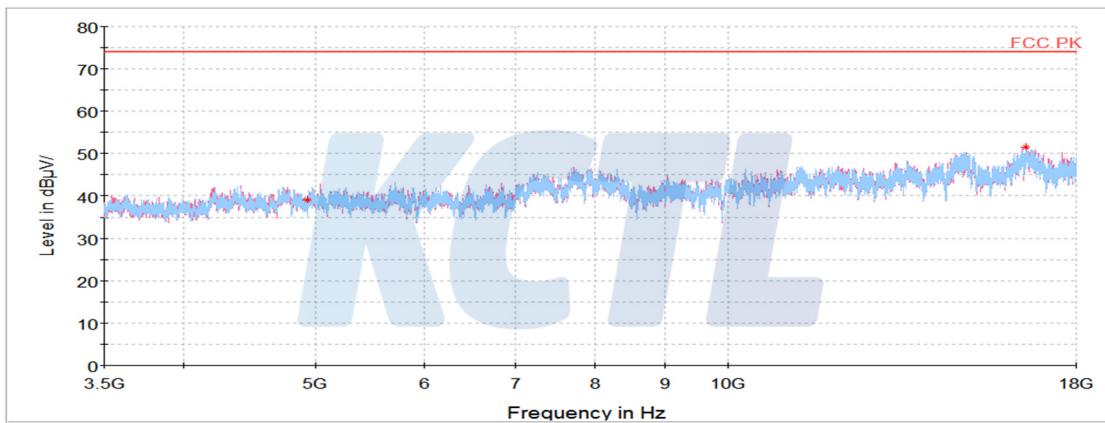
Horizontal/Vertical for Band-edge



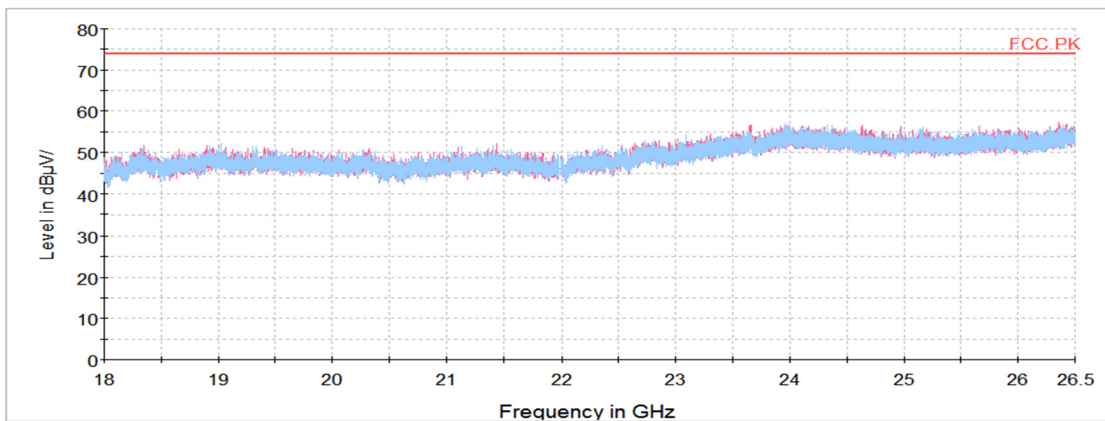
Horizontal/Vertical for 1 GHz ~ 3.5 GHz



Horizontal/Vertical for 3.5 GHz ~ 18 GHz

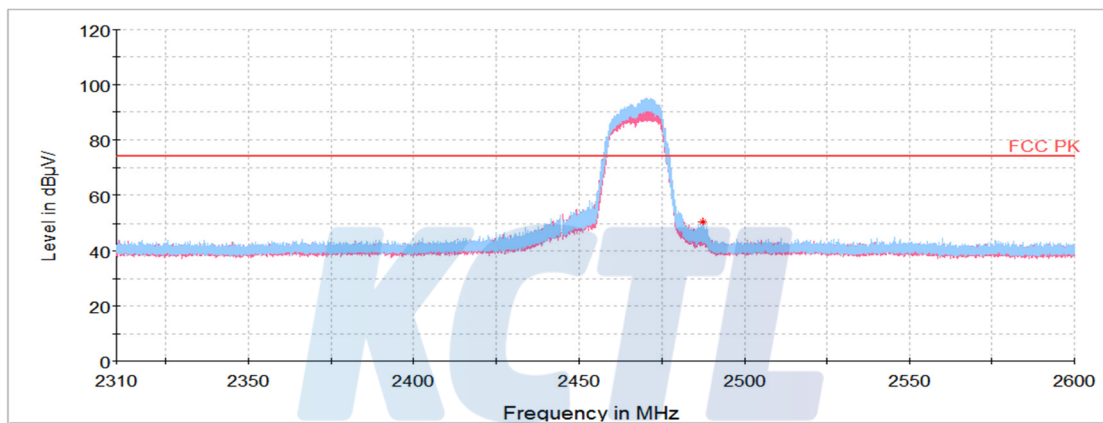


Horizontal/Vertical for 18 GHz ~ 26.5 GHz

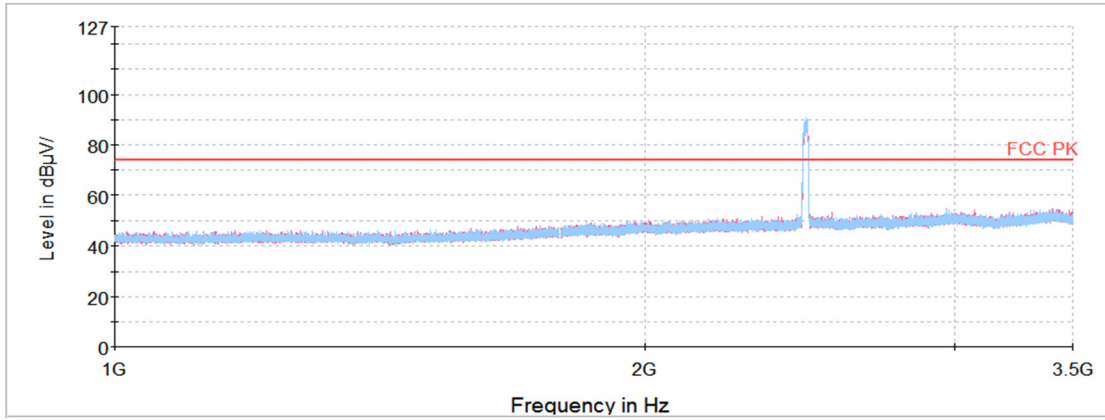


2 467 MHz

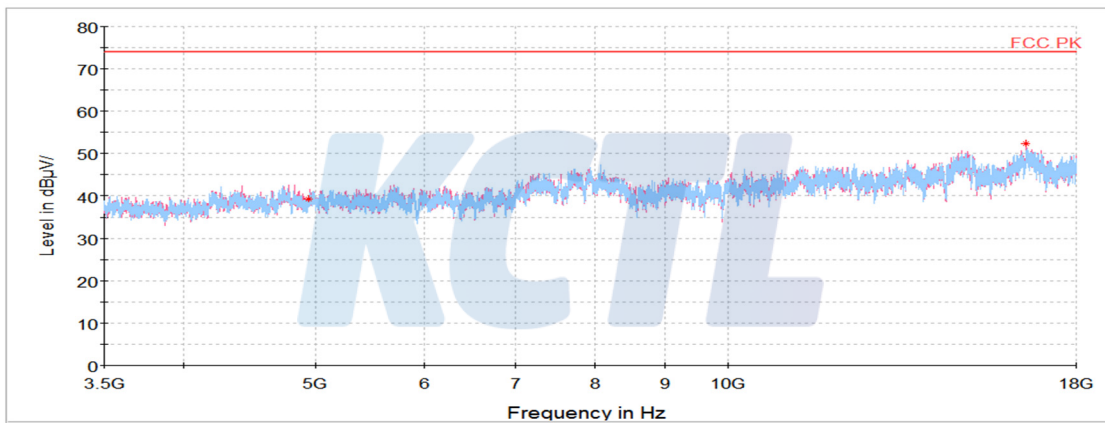
| Frequency | Pol. | Reading | Ant. Factor | Amp. + Cable | DCF | Result | Limit | Margin |
|--|-------|----------------|-------------|--------------|------|------------------|------------------|--------|
| (MHz) | (V/H) | (dB(μ V)) | (dB) | (dB) | (dB) | (dB(μ V/m)) | (dB(μ V/m)) | (dB) |
| Peak data | | | | | | | | |
| 2 483.51 ¹⁾ | H | 47.49 | 32.07 | -29.21 | - | 50.35 | 74.00 | 23.65 |
| 4 937.77 ¹⁾ | V | 60.26 | 33.98 | -55.06 | - | 39.18 | 74.00 | 34.82 |
| 16 553.17 | V | 56.48 | 41.55 | -45.68 | - | 52.35 | 74.00 | 21.65 |
| Average Data | | | | | | | | |
| No spurious emissions were detected within 20 dB of the limit. | | | | | | | | |

Horizontal/Vertical for Band-edge

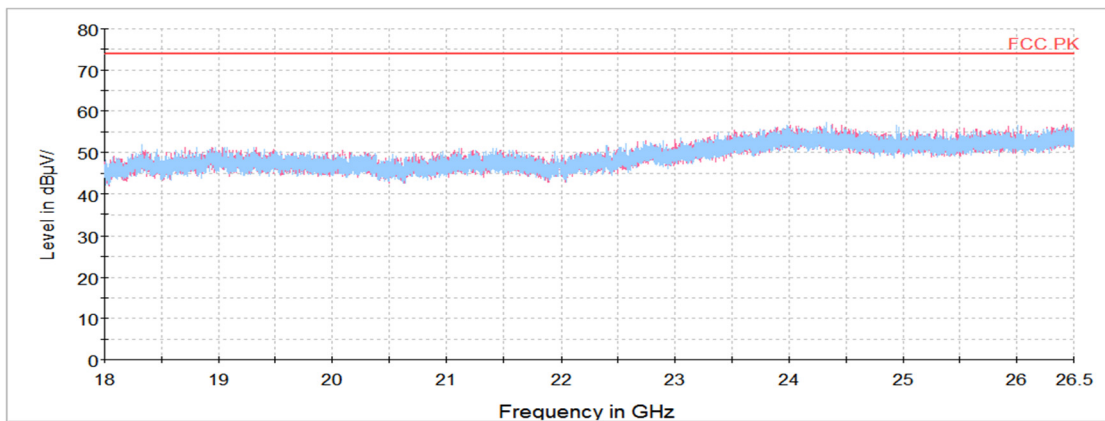
Horizontal/Vertical for 1 GHz ~ 3.5 GHz



Horizontal/Vertical for 3.5 GHz ~ 18 GHz



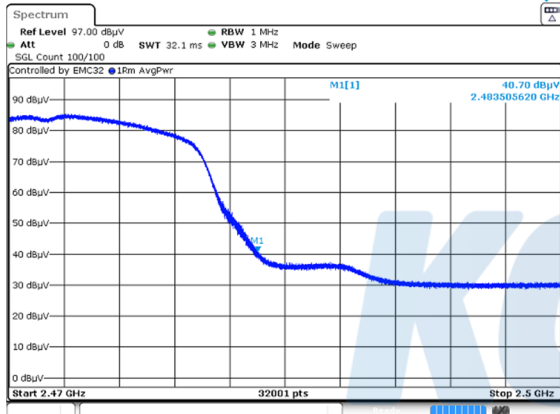
Horizontal/Vertical for 18 GHz ~ 26.5 GHz



2 472 MHz

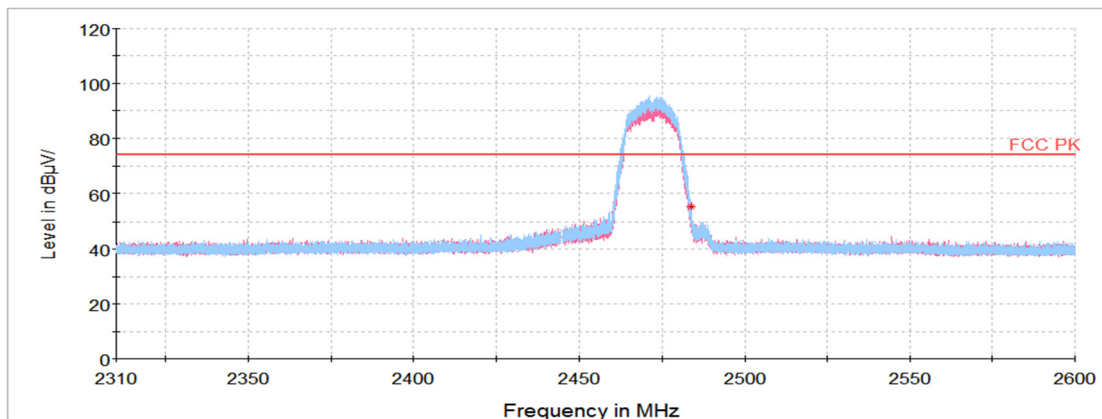
| Frequency | Pol. | Reading | Ant. Factor | Amp. + Cable | DCF | Result | Limit | Margin |
|------------------------|-------|----------|-------------|--------------|------|------------|------------|--------|
| (MHz) | (V/H) | (dB(μV)) | (dB) | (dB) | (dB) | (dB(μV/m)) | (dB(μV/m)) | (dB) |
| Peak data | | | | | | | | |
| 2 483.51 ¹⁾ | H | 52.08 | 32.07 | -29.21 | - | 54.94 | 74.00 | 19.06 |
| 4 946.38 ¹⁾ | H | 61.56 | 33.98 | -54.91 | - | 40.63 | 74.00 | 33.37 |
| 16 569.94 | V | 56.76 | 41.57 | -45.74 | - | 52.59 | 74.00 | 21.41 |
| Average Data | | | | | | | | |
| 2 483.51 ¹⁾ | H | 40.70 | 32.07 | -29.21 | 0.32 | 43.88 | 54.00 | 10.12 |

Average data

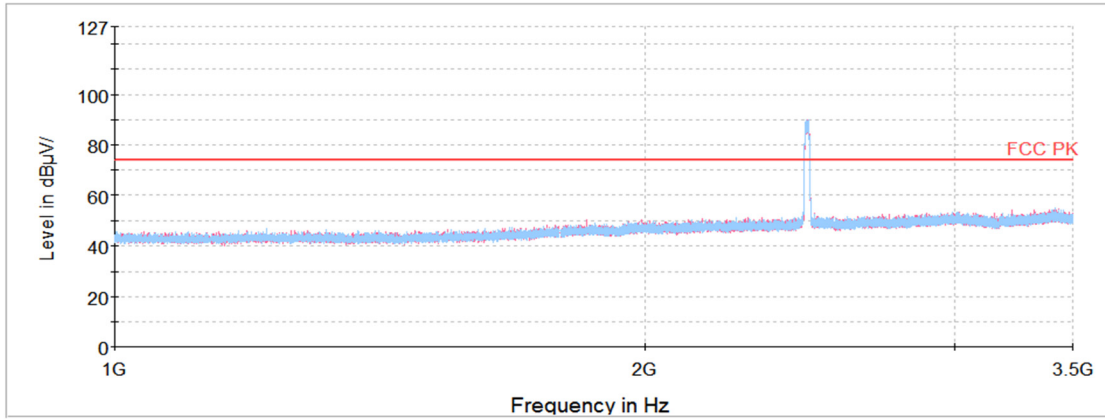


Blank

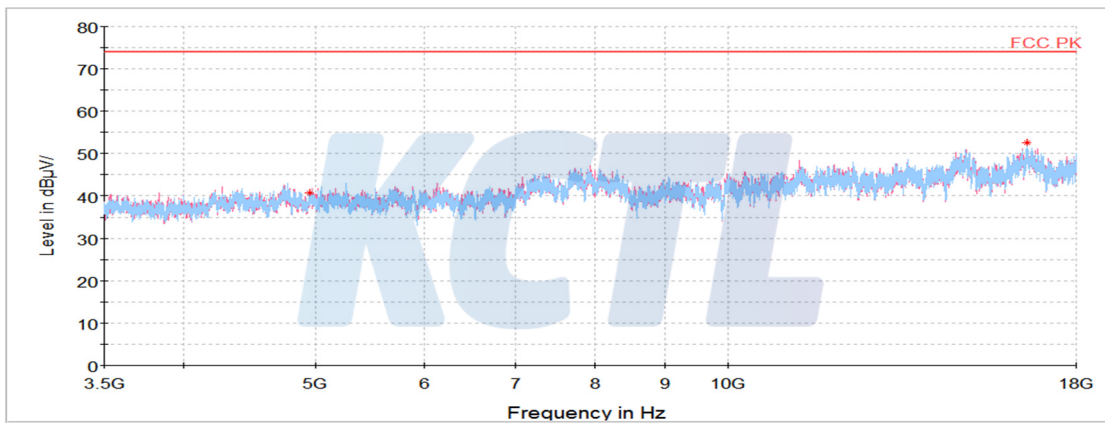
Horizontal/Vertical for Band-edge



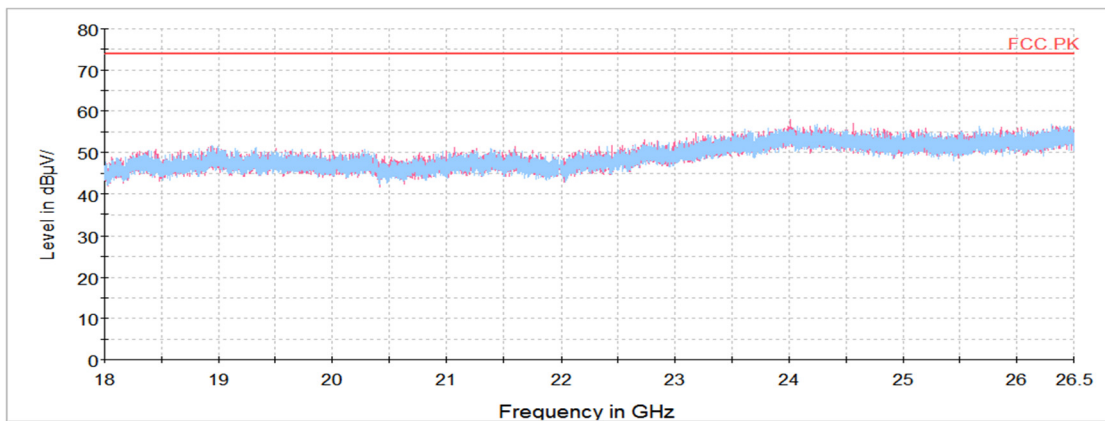
Horizontal/Vertical for 1 GHz ~ 3.5 GHz



Horizontal/Vertical for 3.5 GHz ~ 18 GHz



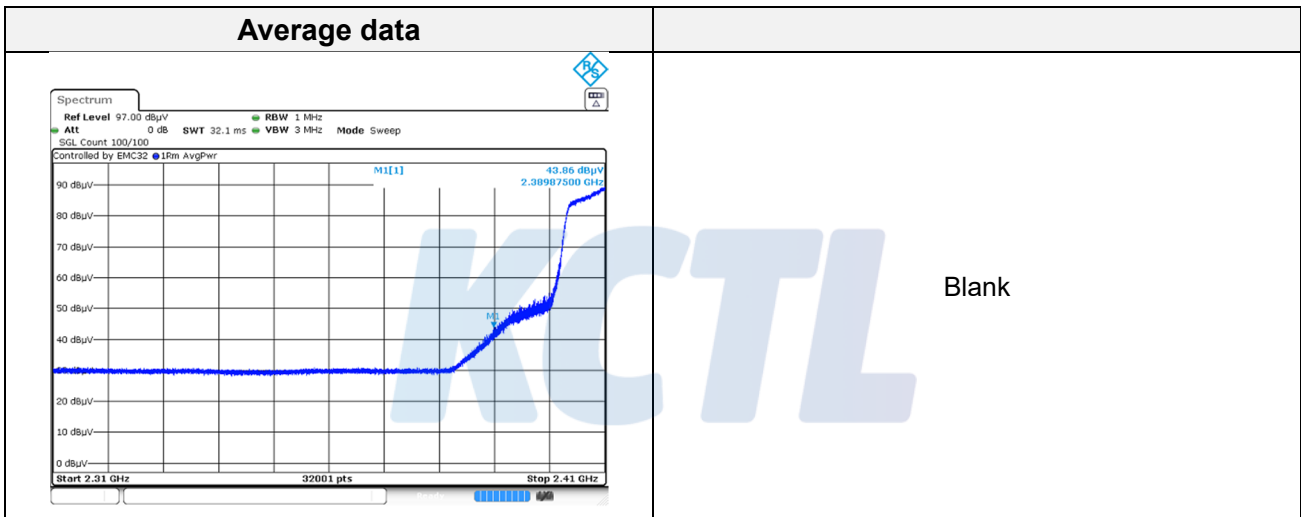
Horizontal/Vertical for 18 GHz ~ 26.5 GHz



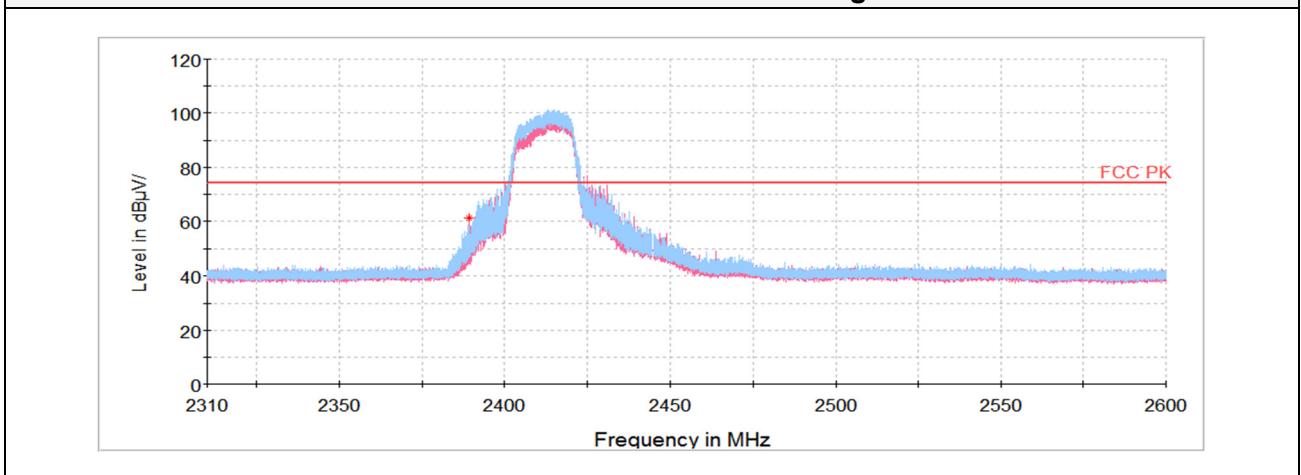
802.11n HT20

2 412 MHz

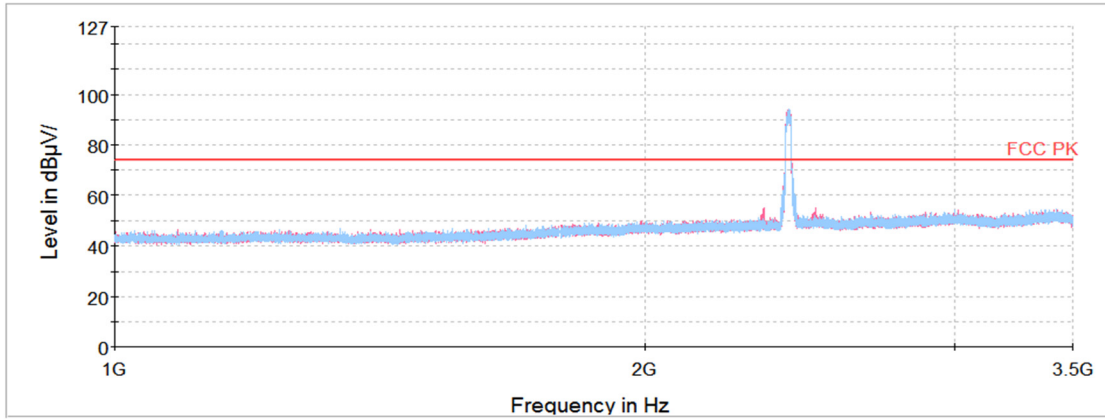
| Frequency | Pol. | Reading | Ant. Factor | Amp. + Cable | DCF | Result | Limit | Margin |
|------------------------|-------|----------------|-------------|--------------|------|------------------|------------------|--------|
| (MHz) | (V/H) | (dB(μ V)) | (dB) | (dB) | (dB) | (dB(μ V/m)) | (dB(μ V/m)) | (dB) |
| Peak data | | | | | | | | |
| 2 389.88 ¹⁾ | H | 58.23 | 31.88 | -29.04 | - | 61.07 | 74.00 | 12.93 |
| 4 825.39 ¹⁾ | V | 60.45 | 33.93 | -53.62 | - | 40.76 | 74.00 | 33.24 |
| 16 571.30 | V | 56.01 | 41.57 | -45.74 | - | 51.84 | 74.00 | 22.16 |
| Average Data | | | | | | | | |
| 2 389.88 ¹⁾ | H | 43.86 | 31.88 | -29.04 | 0.35 | 47.05 | 54.00 | 6.95 |



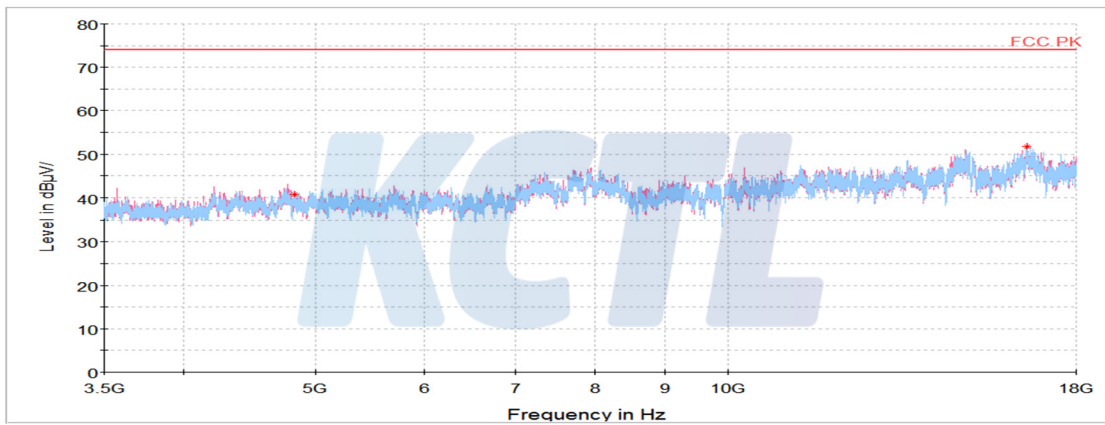
Horizontal/Vertical for Band-edge



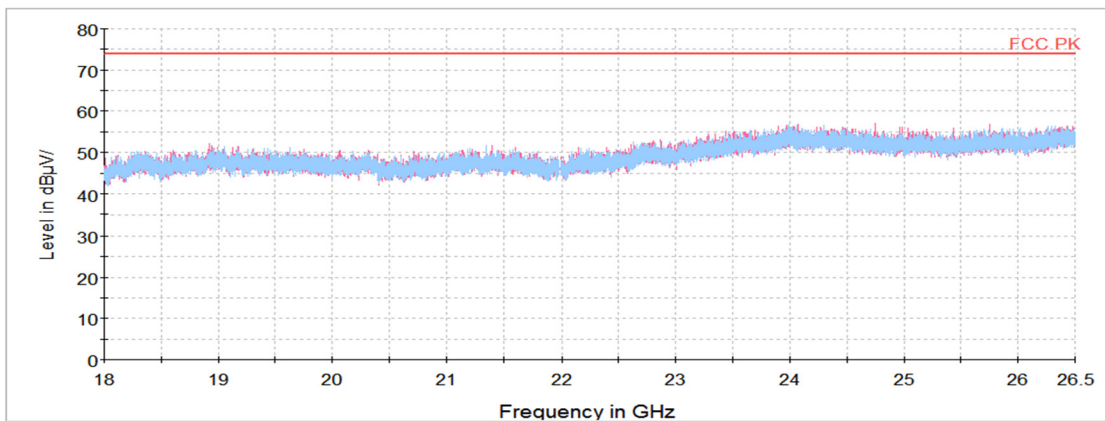
Horizontal/Vertical for 1 GHz ~ 3.5 GHz



Horizontal/Vertical for 3.5 GHz ~ 18 GHz



Horizontal/Vertical for 18 GHz ~ 26.5 GHz

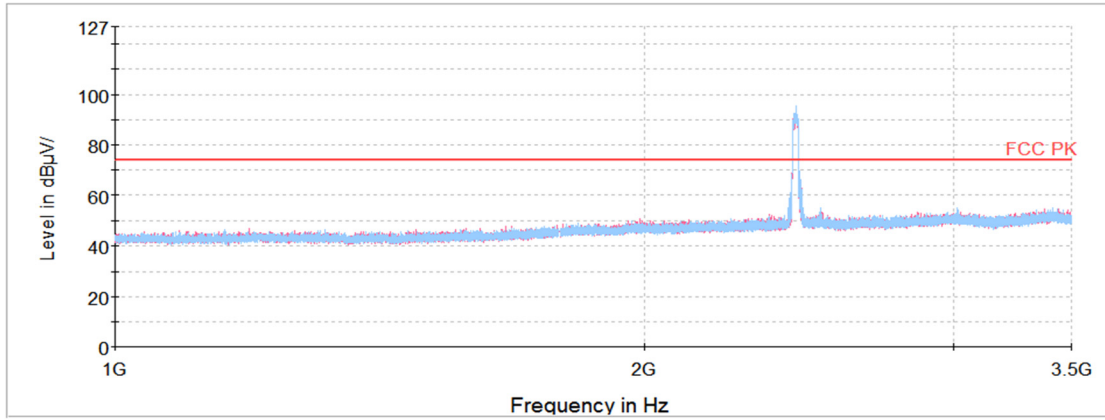


2 437 MHz

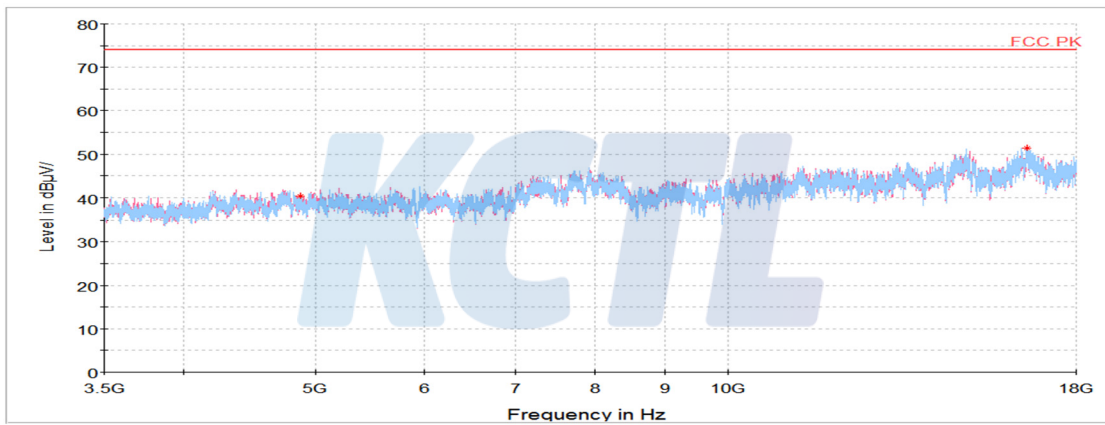
| Frequency (MHz) | Pol. (V/H) | Reading (dB(μ V)) | Ant. Factor (dB) | Amp. + Cable (dB) | DCF (dB) | Result (dB(μ V/m)) | Limit (dB(μ V/m)) | Margin (dB) |
|--|---------------|---------------------------|---------------------|----------------------|-------------|----------------------------|---------------------------|----------------|
| Peak data | | | | | | | | |
| 4 875.23 ¹⁾ | H | 61.45 | 33.95 | -55.03 | - | 40.37 | 74.00 | 33.63 |
| 16 561.33 | V | 55.49 | 41.56 | -45.71 | - | 51.34 | 74.00 | 22.66 |
| Average Data | | | | | | | | |
| No spurious emissions were detected within 20 dB of the limit. | | | | | | | | |

KCTL

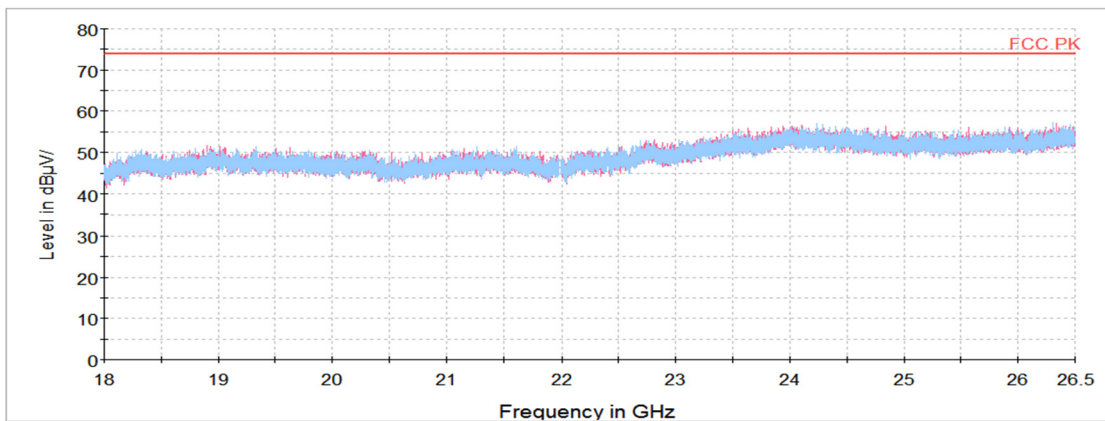
Horizontal/Vertical for 1 GHz ~ 3.5 GHz



Horizontal/Vertical for 3.5 GHz ~ 18 GHz



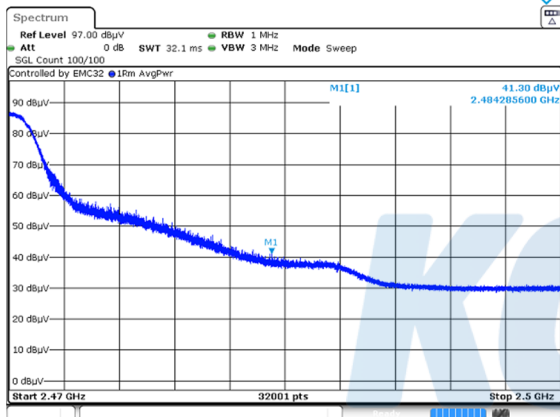
Horizontal/Vertical for 18 GHz ~ 26.5 GHz



2 462 MHz

| Frequency | Pol. | Reading | Ant. Factor | Amp. + Cable | DCF | Result | Limit | Margin |
|------------------------|-------|----------------|-------------|--------------|------|------------------|------------------|--------|
| (MHz) | (V/H) | (dB(μ V)) | (dB) | (dB) | (dB) | (dB(μ V/m)) | (dB(μ V/m)) | (dB) |
| Peak data | | | | | | | | |
| 2 484.29 ¹⁾ | H | 56.25 | 32.07 | -29.22 | - | 59.10 | 74.00 | 14.90 |
| 4 920.55 ¹⁾ | H | 61.37 | 33.97 | -55.37 | - | 39.97 | 74.00 | 34.03 |
| 16 554.53 | H | 56.37 | 41.55 | -45.69 | - | 52.23 | 74.00 | 21.77 |
| Average Data | | | | | | | | |
| 2 484.29 ¹⁾ | H | 41.30 | 32.07 | -29.22 | 0.35 | 44.50 | 54.00 | 9.50 |

Average data



Blank

Horizontal/Vertical for Band-edge

