


# APPENDIX


## – Test Setup and EUT photographs –

## 1. Photograph of Test Setup


### Conducted Disturbance



[ Mode 1 – 2 : Front ]



[ Mode 1 – 2 : Rear ]




**[ Mode 3 : Front ]**



**[ Mode 3 : Rear ]**

Radiated Disturbance for Below




[ Mode 1 : Front ]



[ Mode 1 : Rear ]





**[ Mode 2 : Front ]**



**[ Mode 2 : Rear ]**



**[ Mode 3 : Front ]**




**[ Mode 3 : Rear ]**

Radiated Disturbance for Above 1 GHz



[ Mode 1 : Front ]




[ Mode 1 : Rear ]





**[ Mode 2 : Front ]**




**[ Mode 2 : Rear ]**





**[ Mode 3 : Front ]**



**[ Mode 3 : Rear ]**