

20160215_SystemPerformanceCheck-D2450V2 SN 939

Frequency: 2450 MHz; Duty Cycle: 1:1; Room Ambient Temperature: 23.0°C; Liquid Temperature: 22.0°C
 Medium parameters used: $f = 2450$ MHz; $\sigma = 1.859$ S/m; $\epsilon_r = 39.933$; $\rho = 1000$ kg/m³

DASY5 Configuration:

- Area Scan Setting: Find Secondary Maximum Within: 2.0 dB and with a peak SAR value greater than 0.0012W/kg
- Averaged Fast SAR: Polynomial fit
- Electronics: DAE4 Sn1447; Calibrated: 2015-09-23
- Probe: EX3DV4 - SN7314; ConvF(7.18, 7.18, 7.18); Calibrated: 2015-09-25;
- Sensor-Surface: 4mm (Mechanical Surface Detection)
- Phantom: SAM (20deg probe tilt) with CRP v5.0(Right); Type: QD000P40CD; Serial: TP:xxxx

Head/Pin=100 mW/Area Scan (9x8x1): Measurement grid: dx=12mm, dy=12mm

Maximum value of SAR (measured) = 5.54 W/kg

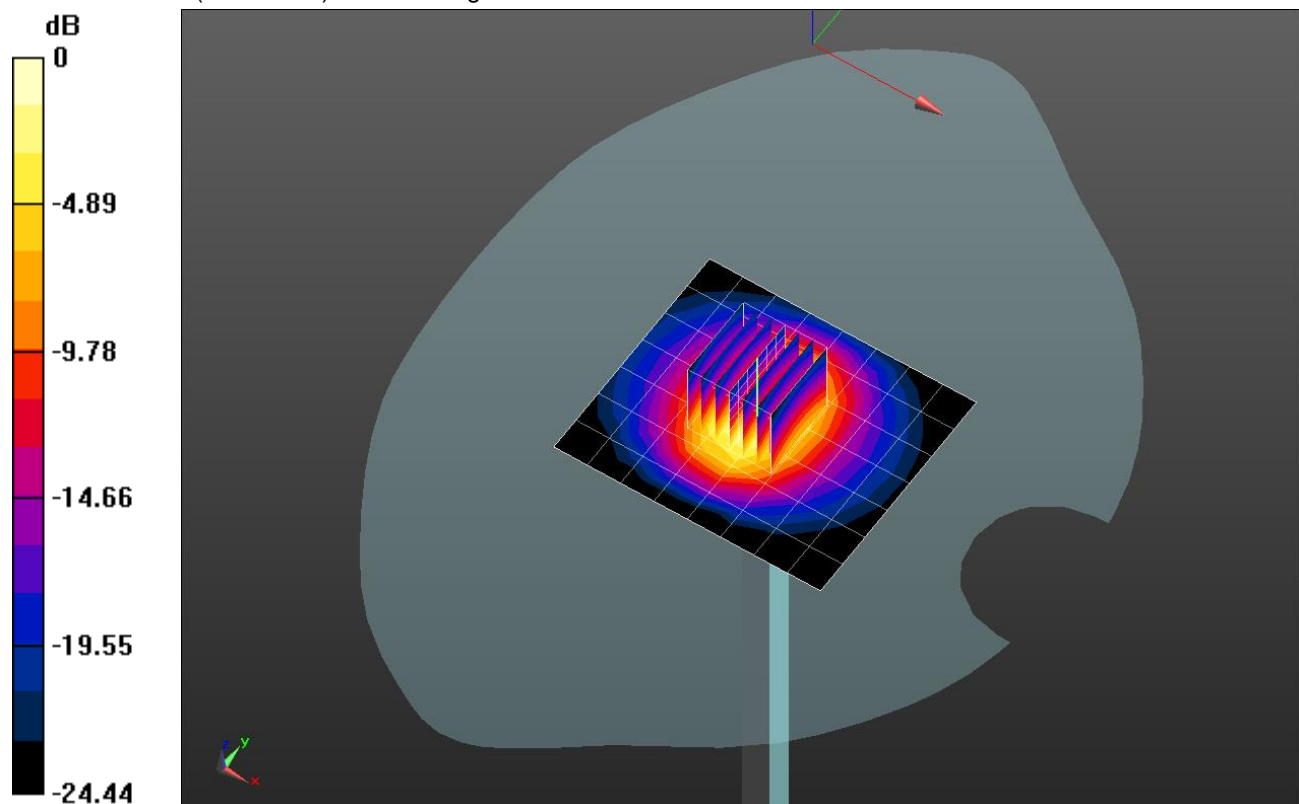
Head/Pin=100 mW/Zoom Scan (7x7x7) (7x7x7)/Cube 0: Measurement grid: dx=5mm, dy=5mm, dz=5mm

Reference Value = 68.57 V/m; Power Drift = 0.00 dB

Peak SAR (extrapolated) = 12.5 W/kg

SAR(1 g) = 5.59 W/kg; SAR(10 g) = 2.53 W/kg

Maximum value of SAR (measured) = 6.26 W/kg

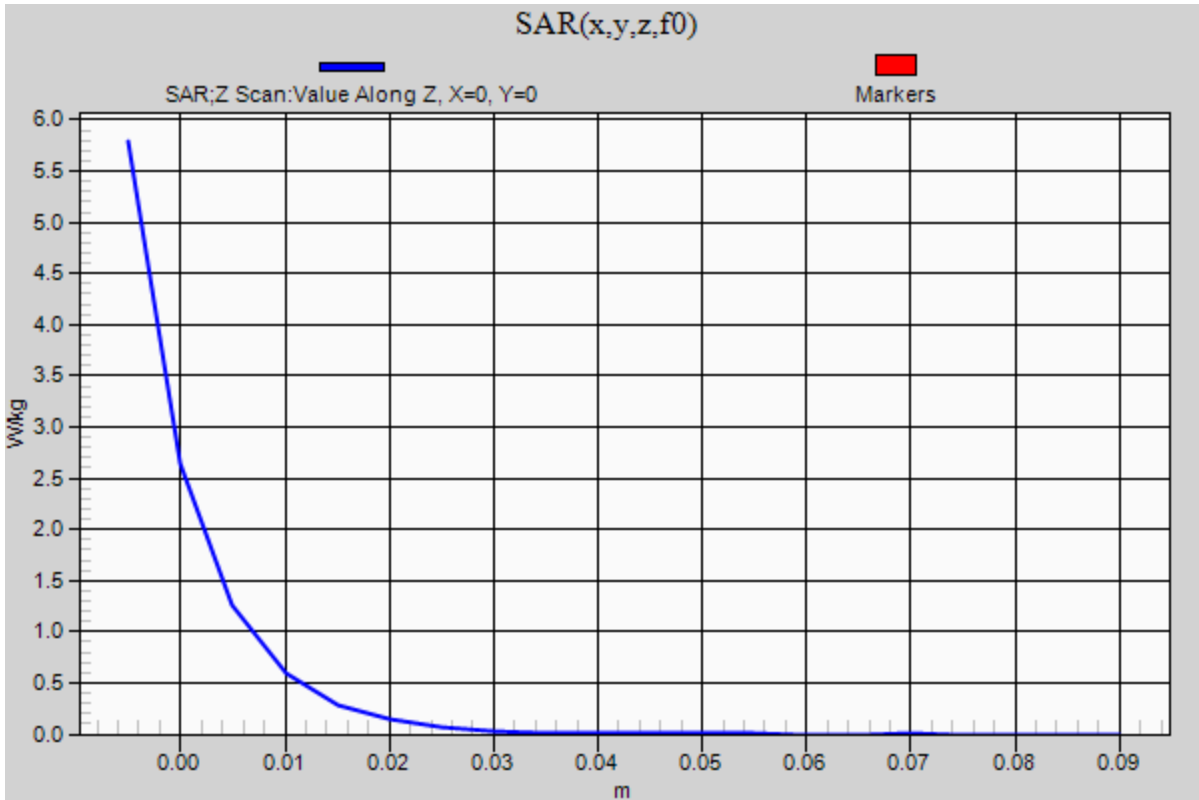


0 dB = 6.26 W/kg = 7.97 dBW/kg

20160215_SystemPerformanceCheck-D2450V2 SN 939

Frequency: 2450 MHz; Duty Cycle: 1:1

Head/Pin=100 mW/Z Scan (1x1x21): Measurement grid: dx=20mm, dy=20mm, dz=5mm
Maximum value of SAR (measured) = 5.79 W/kg



20160215_SystemPerformanceCheck-D835V2 SN 4d194

Frequency: 835 MHz; Duty Cycle: 1:1; Room Ambient Temperature: 23.0°C; Liquid Temperature: 22.0°C
 Medium parameters used: $f = 835 \text{ MHz}$; $\sigma = 0.91 \text{ S/m}$; $\epsilon_r = 42.474$; $\rho = 1000 \text{ kg/m}^3$

DASY5 Configuration:

- Area Scan Setting: Find Secondary Maximum Within: 2.0 dB and with a peak SAR value greater than 0.0012W/kg
- Averaged Fast SAR: Polynomial fit
- Electronics: DAE4 Sn1468; Calibrated: 2015-09-15
- Probe: EX3DV4 - SN7376; ConvF(9.99, 9.99, 9.99); Calibrated: 2015-09-02;
- Sensor-Surface: 2mm (Mechanical Surface Detection)
- Phantom: SAM (20deg probe tilt) with CRP v5.0(Right); Type: QD000P40CD; Serial: TP:1846

Head/Pin=100 mW/Area Scan (7x13x1): Measurement grid: dx=15mm, dy=15mm

Maximum value of SAR (measured) = 1.26 W/kg

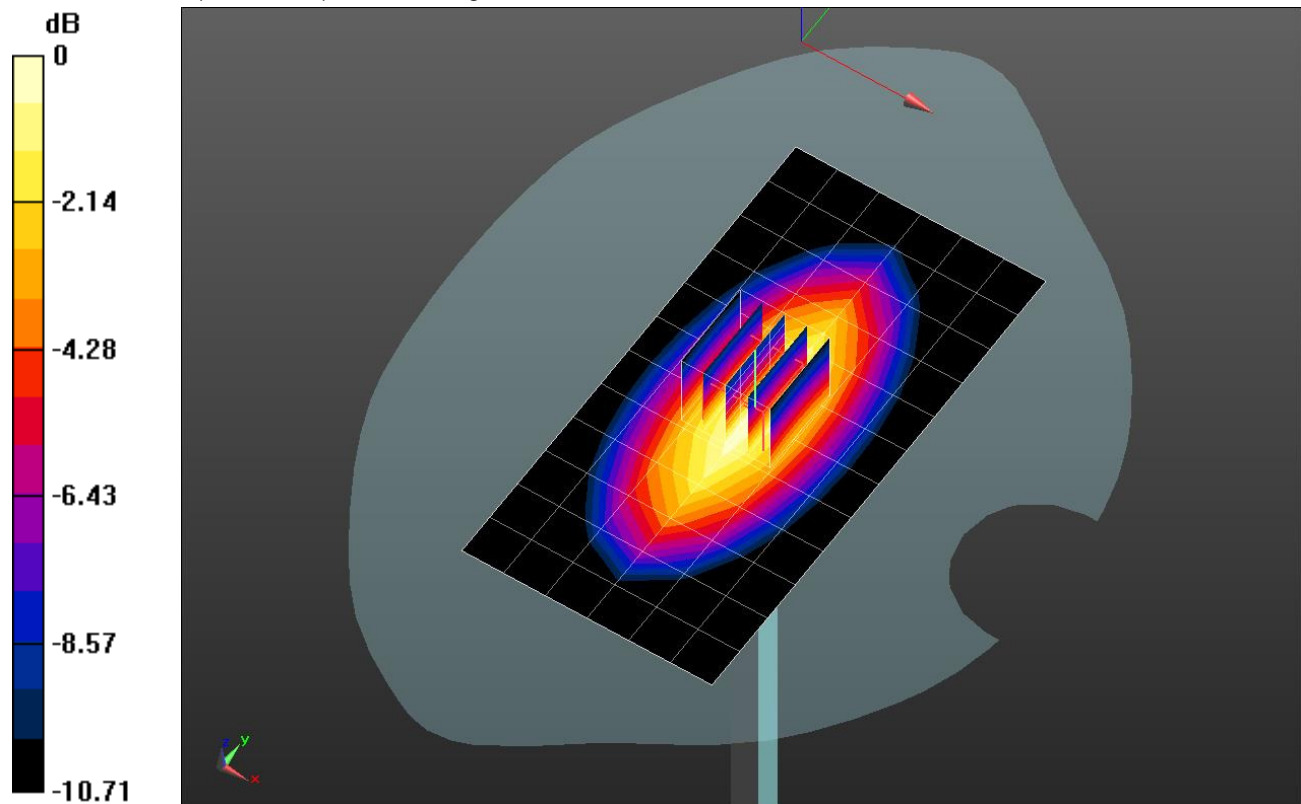
Head/Pin=100 mW/Zoom Scan (5x5x7)/Cube 0: Measurement grid: dx=8mm, dy=8mm, dz=5mm

Reference Value = 38.30 V/m; Power Drift = -0.05 dB

Peak SAR (extrapolated) = 1.50 W/kg

SAR(1 g) = 1.01 W/kg; SAR(10 g) = 0.660 W/kg

Maximum value of SAR (measured) = 1.28 W/kg

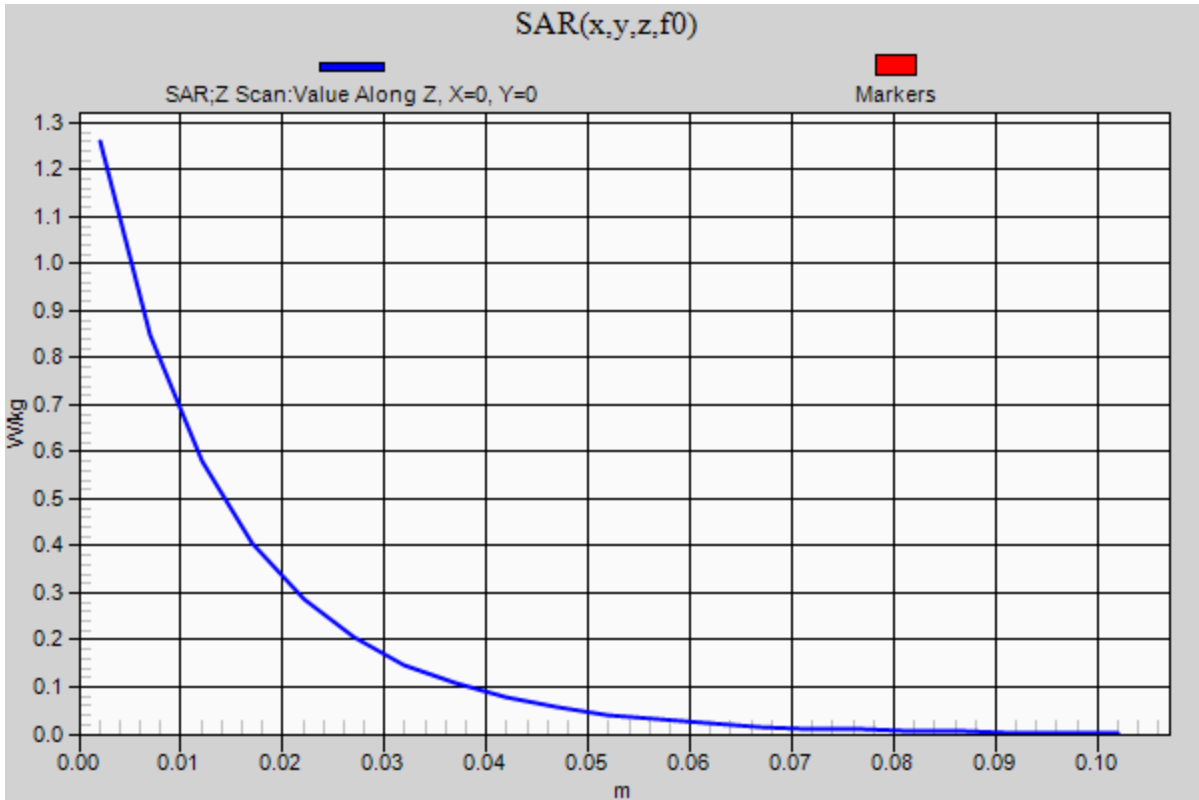


0 dB = 1.28 W/kg = 1.07 dBW/kg

20160215_SystemPerformanceCheck-D835V2 SN 4d194

Frequency: 835 MHz; Duty Cycle: 1:1

Head/Pin=100 mW/Z Scan (1x1x21): Measurement grid: dx=20mm, dy=20mm, dz=5mm
Maximum value of SAR (measured) = 1.26 W/kg



20160216_SystemPerformanceCheck-D1900V2 SN 5d190

Frequency: 1900 MHz; Duty Cycle: 1:1; Room Ambient Temperature: 23.0°C; Liquid Temperature: 22.0°C
 Medium parameters used: $f = 1900 \text{ MHz}$; $\sigma = 1.438 \text{ S/m}$; $\epsilon_r = 40.961$; $\rho = 1000 \text{ kg/m}^3$

DASY5 Configuration:

- Area Scan Setting: Find Secondary Maximum Within: 2.0 dB and with a peak SAR value greater than 0.0012W/kg
- Averaged Fast SAR: Polynomial fit
- Electronics: DAE4 Sn1494; Calibrated: 2015-11-11
- Probe: EX3DV4 - SN7313; ConvF(7.85, 7.85, 7.85); Calibrated: 2015-12-30;
- Sensor-Surface: 2mm (Mechanical Surface Detection)
- Phantom: SAM Phantom CRP v5.0(Right); Type: QD000P40CD; Serial: TP:1855

Head/Pin=100 mW/Area Scan (7x7x1): Measurement grid: dx=15mm, dy=15mm

Maximum value of SAR (measured) = 5.22 W/kg


Head/Pin=100 mW/Zoom Scan (5x5x7)/Cube 0: Measurement grid: dx=8mm, dy=8mm, dz=5mm

Reference Value = 60.85 V/m; Power Drift = 0.07 dB

Peak SAR (extrapolated) = 7.27 W/kg

SAR(1 g) = 3.85 W/kg; SAR(10 g) = 2 W/kg

Maximum value of SAR (measured) = 5.58 W/kg



0 dB = 5.58 W/kg = 7.47 dBW/kg

20160216_SystemPerformanceCheck-D1900V2 SN 5d190

Frequency: 1900 MHz; Duty Cycle: 1:1

Head/Pin=100 mW/Z Scan (1x1x21): Measurement grid: dx=20mm, dy=20mm, dz=5mm
Maximum value of SAR (measured) = 4.87 W/kg

