


Antenna Information

Item	Contents	
Antenna Type	LDS Antenna	
Antenna peak gain	Left	-7.3 dBi
	Right	-7.3 dBi
Manufacturer / Model name	Left	KYOCERA AVX INC. / SM-R630 LEFT BT ANTENNA
	Right	KYOCERA AVX INC. / SM-R630 RIGHT BT ANTENNA
Address of manufacturer	1 Avx Blvd, Fountain Inn, SC 29644, USA	
Test Laboratory	KYOCERA AVX INC.	
Left Antenna Length	0.7 cm	
Left Antenna Width	0.4 cm	
Right Antenna Length	0.7 cm	
Right Antenna Width	0.4 cm	

Left

Right






Model name: SM-R630



DESIGN SPECIFICATION
Part Number: LT31453 (SM-R630)
Rev. A

DESIGN SPECIFICATION

DESIGN	INTERNAL ANTENNA
MODEL / TYPE	SM-R630 LEFT BT INTENNA
KYOCERA AVX P/N	LT31453
SEC CODE	GH42-07066A
CUSTOMER	SAMSUNG ELECTRONICS CO., LTD.
SUPPLIER	KYOCERA AVX INC.
TEST DATE	2024.03.19

ENGINEERING MANAGER CHECKED	MECHANICAL MANAGER CHECKED	DESIGN MANAGER CHECKED
 CS Ma	 JC Kim	 KJ Chun



MSL1

2021 © COPYRIGHT KYOCERA AVX INC.

This document is issued by Kyocera AVX Inc. (hereinafter called Kyocera AVX) in confidence, and is not to be reproduced in whole or in part without the prior written permission of Kyocera AVX. The information contained herein is the property of Kyocera AVX and is to be used only for the purpose for which it is BT mitted and is not to be released in whole or in part without the prior written permission of Kyocera AVX.



DESIGN SPECIFICATION
Part Number: LT31453 (SM-R630)
Rev. A

2. ELECTRICAL SPECIFICATION FOR SM-R630

2.1. Frequency Band

Mode	Frequency Band (MHz)
BT	2,400~2,485 MHz

2.2. Electrical Characteristics

2.2.1. VSWR

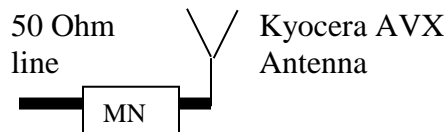
< wireless earphone mounted typical measurements >

Frequency Range	2,400 MHz	2,485 MHz
V.S.W.R	1.2 ± 0.5:1	1.1 ± 0.5:1

<BT Antenna>

Matching Requirements

In order to assure the best performance of the antenna, the matching will be evaluated in free space and in talk position. The antenna will comply with the Electrical Specification requirements, as set out below, while mounted on the Smart Watch containing the PCB. The Smart Watch and PCB are to be provided by the customer and should be representative of the latest design version of all parts. Any modifications in the Smart Watch or PCB can affect the performance of the antenna and should be discussed with Kyocera AVX to determine the affect of such changes on the antenna performance and delivery requirements.



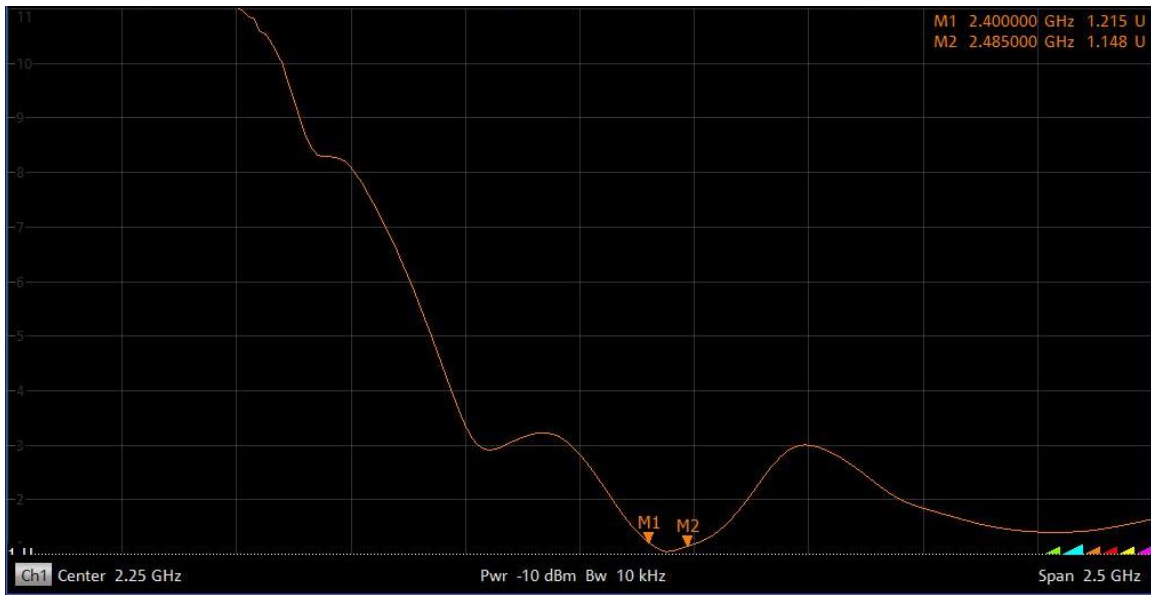
Optional matching network to be determined by SAMSUNG RF team if needed.



DESIGN SPECIFICATION
Part Number: LT31453 (SM-R630)
Rev. A

2.3. Passive Measurement

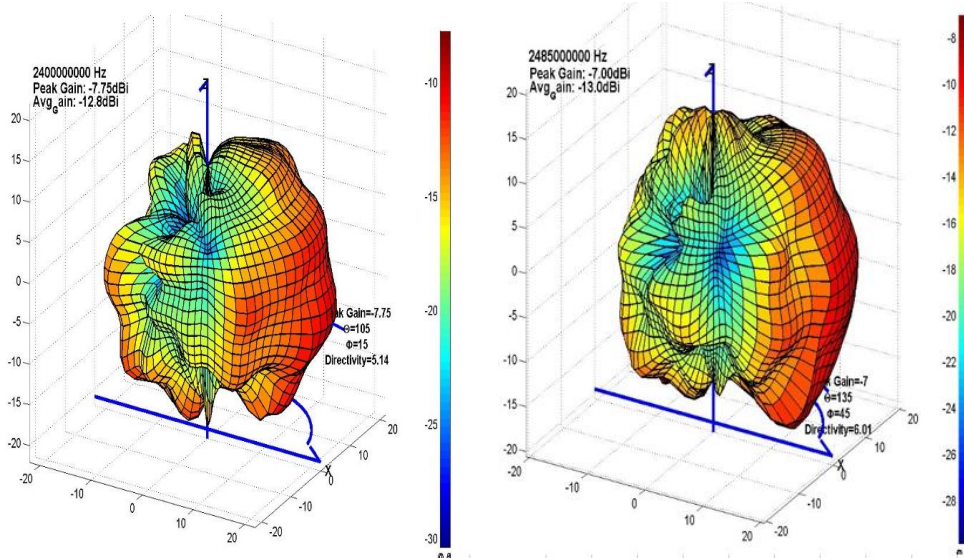
2.3.1. Input Return Loss and VSWR



BT Antenna

DESIGN SPECIFICATION
Part Number: LT31453 (SM-R630)
Rev. A

2.4. SM-R630 LEFT BT ANTENNA



< Wireless earphone mounted typical measurements >




Frequency	Efficiency	Average Gain			Max Gain		
		Ver	Hor	Total	Ver	Hor	Total
2,400,000,000 Hz	5.1 %	-15.0 dBi	-17.1 dBi	-12.9 dBi	-8.2 dBi	-9.0 dBi	-7.8 dBi
2,417,000,000 Hz	5.7 %	-14.6 dBi	-16.4 dBi	-12.4 dBi	-7.7 dBi	-8.6 dBi	-7.3 dBi
2,434,000,000 Hz	5.8 %	-14.7 dBi	-16.2 dBi	-12.4 dBi	-7.7 dBi	-8.2 dBi	-7.3 dBi
2,451,000,000 Hz	5.3 %	-15.4 dBi	-16.2 dBi	-12.8 dBi	-8.3 dBi	-8.2 dBi	-7.3 dBi
2,468,000,000 Hz	4.7 %	-16.1 dBi	-16.5 dBi	-13.3 dBi	-9.3 dBi	-8.4 dBi	-7.5 dBi
2,485,000,000 Hz	5.0 %	-15.9 dBi	-16.2 dBi	-13.0 dBi	-9.6 dBi	-8.1 dBi	-7.0 dBi



DESIGN SPECIFICATION
Part Number: LT31454 (SM-R630)
Rev. A

DESIGN SPECIFICATION

DESIGN	INTERNAL ANTENNA
MODEL / TYPE	SM-R630 RIGHT BT INTENNA
KYOCERA AVX P/N	LT31454
SEC CODE	GH42-07067A
CUSTOMER	SAMSUNG ELECTRONICS CO., LTD.
SUPPLIER	KYOCERA AVX INC.
TEST DATE	2024.03.19

ENGINEERING MANAGER CHECKED	MECHANICAL MANAGER CHECKED	DESIGN MANAGER CHECKED
 CS Ma	 JC Kim	 KJ Chun



MSL1

2021 © COPYRIGHT KYOCERA AVX INC.

This document is issued by Kyocera AVX Inc. (hereinafter called Kyocera AVX) in confidence, and is not to be reproduced in whole or in part without the prior written permission of Kyocera AVX. The information contained herein is the property of Kyocera AVX and is to be used only for the purpose for which it is BT mitted and is not to be released in whole or in part without the prior written permission of Kyocera AVX.



DESIGN SPECIFICATION
Part Number: LT31454 (SM-R630)
Rev. A

2. ELECTRICAL SPECIFICATION FOR SM-R630

2.1. Frequency Band

Mode	Frequency Band (MHz)
BT	2,400~2,485 MHz

2.2. Electrical Characteristics

2.2.1. VSWR

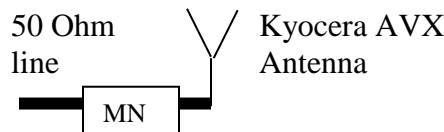
< wireless earphone mounted typical measurements >

Frequency Range	2,400 MHz	2,485 MHz
V.S.W.R	1.1 ± 0.5:1	1.2 ± 0.5:1

<BT Antenna>

Matching Requirements

In order to assure the best performance of the antenna, the matching will be evaluated in free space and in talk position. The antenna will comply with the Electrical Specification requirements, as set out below, while mounted on the Smart Watch containing the PCB. The Smart Watch and PCB are to be provided by the customer and should be representative of the latest design version of all parts. Any modifications in the Smart Watch or PCB can affect the performance of the antenna and should be discussed with Kyocera AVX to determine the affect of such changes on the antenna performance and delivery requirements.

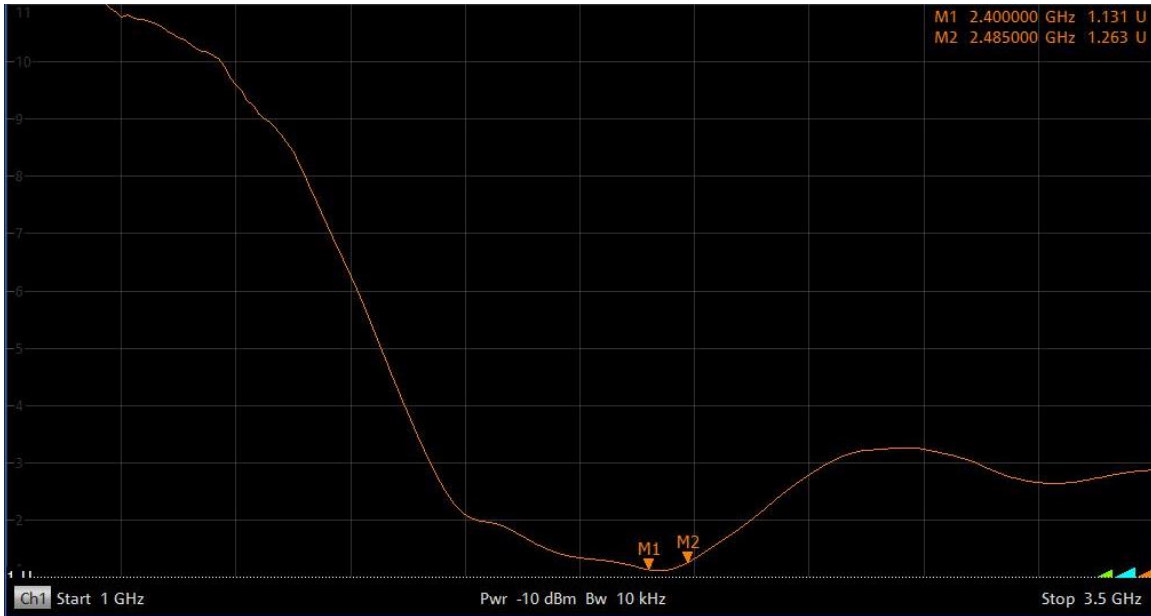


Optional matching network to be determined by SAMSUNG RF team if needed.

DESIGN SPECIFICATION
Part Number: LT31454 (SM-R630)
Rev. A

2.3. Passive Measurement

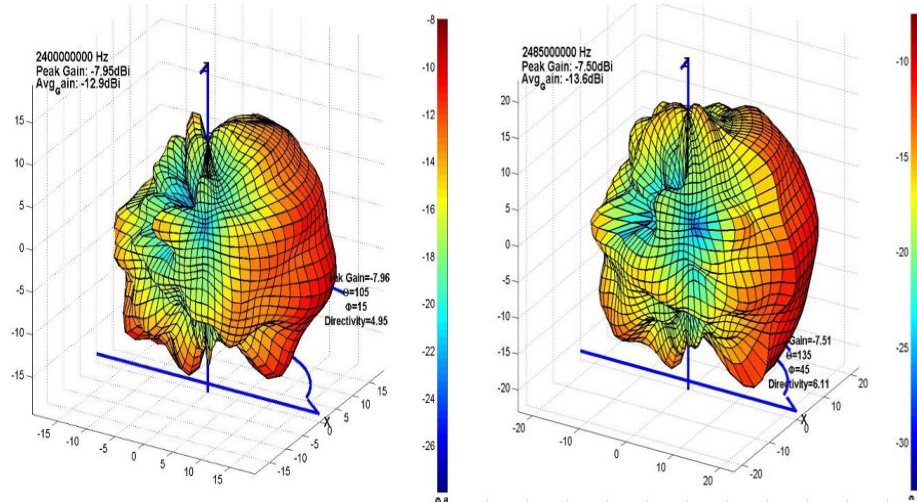
2.3.1. Input Return Loss and VSWR



BT/WiFi Antenna

DESIGN SPECIFICATION
Part Number: LT31454 (SM-R630)
Rev. A

2.4. SM-R630 RIGHT BT ANTENNA



< wireless earphone mounted typical measurements >

Frequency	Efficiency	Average Gain			Max Gain		
		Ver	Hor	Total	Ver	Hor	Total
2,400,000,000 Hz	5.1 %	-15.1 dBi	-16.9 dBi	-12.9 dBi	-8.4 dBi	-8.7 dBi	-8.0 dBi
2,417,000,000 Hz	5.5 %	-14.9 dBi	-16.4 dBi	-12.6 dBi	-8.1 dBi	-8.4 dBi	-7.7 dBi
2,434,000,000 Hz	5.6 %	-15.1 dBi	-16.1 dBi	-12.5 dBi	-8.0 dBi	-8.0 dBi	-7.3 dBi
2,451,000,000 Hz	4.8 %	-16.0 dBi	-16.5 dBi	-13.2 dBi	-8.9 dBi	-8.3 dBi	-7.6 dBi
2,468,000,000 Hz	4.1 %	-16.8 dBi	-16.9 dBi	-13.8 dBi	-9.8 dBi	-8.7 dBi	-7.9 dBi
2,485,000,000 Hz	4.3 %	-16.5 dBi	-16.7 dBi	-13.6 dBi	-10.1 dBi	-8.5 dBi	-7.5 dBi