

SGS


Test setup photos of EUT

Model name: SM-R630

1. Orthogonal plane of EUT

- The testing was set in the three orthogonal planes and measured for each position (X, Y, Z).


X-axis



Y-axis




Z-axis



Model name: SM-R630

2. Photos of Radiated Spurious Emission Test (Below 1 GHz)




Model name: SM-R630

3. Photo of Radiated Spurious Emission Test (Above 1 GHz)



4. Photo of Conducted Test



Model name: SM-R630