

# FCC SAR TEST REPORT

**Test File No : F690501-RF-SAR000430**

|                                |   |
|--------------------------------|---|
| <b>Equipment Under Test</b>    | Bluetooth Headset   |
| <b>Model Name</b>              | SM-R530   |
| <b>Applicant</b>               | Samsung Electronics Co Ltd  |
| <b>Address of Applicant</b>    | 19 Chapin Rd., Building D, Pine Brook, New Jersey, United States, 07058 |
| <b>FCC ID</b>                  | A3LSMR530R  |
| <b>Exposure Category</b>       | General Population/Uncontrolled Exposure                                |
| <b>Standards</b>               | FCC 47 CFR Part 2 (2.1093)<br>IEEE 1528-2013                            |
| <b>Receipt No.</b>             | GPRI2403000325SR  |
| <b>Date of Receipt</b>         | 2024-03-28  |
| <b>Date of Test(s)</b>         | 2024-04-23 ~ 2024-04-26   |
| <b>Date of Issue</b>           | 2024-05-07  |
| <b>Test Result</b>             | PASS,<br>Refer to the Page 04   |
| <b>Measurement Uncertainty</b> | Refer to the Page 29  |

In the configuration tested, the EUT complied with the standards specified above.

This test report does not assure KOLAS accreditation.

**Remarks:**

- 
- 1) The results of this test report are effective only to the items tested.
  - 2) The SGS Korea is not responsible for the sampling, the results of this test report apply to the sample as received.
- 


---

**Report prepared by /**  
**SeungBong Lee**  
**Test Engineer**


---

**Approved by /**  
**Jongho Park**  
**Technical Manager**

Report File No : F690501-RF-SAR000430

Date of Issue : 2024-05-07

(All SGS services are rendered in accordance with the applicable SGS conditions of service available on request and accessible at <http://www.sgs.com/en/Terms-and-Conditions.aspx>.)



**Revision history**

| Revision | Date of issue | Revisions     | Revised By |
|----------|---------------|---------------|------------|
| -        | May 07, 2024  | Initial issue | -          |

**Table of Contents**

|  |    |
|--|----|
| 1. Testing Laboratory.....                                       | 4  |
| 2. Details of Manufacturer.....                                  | 4  |
| 3. Description of EUT(s).....                                    | 4  |
| 4. The Highest Reported SAR Values.....                          | 4  |
| 5. Test Methodology.....   | 5  |
| 6. Testing Environment.....                                      | 5  |
| 7. Specific Absorption Rate (SAR).....                           | 6  |
| 7.1. Introduction.....   | 6  |
| 7.2. SAR Definition.....   | 6  |
| 7.3. Test Standards and Limits.....                              | 6  |
| 8. The SAR Measurement System.....                               | 8  |
| 9. System Components.....  | 9  |
| 9.1. Probe.....  | 9  |
| 9.2. SAM Phantom.....  | 9  |
| 9.3. Device Holder.....  | 9  |
| 10. SAR Measurement Procedures.....                              | 10 |
| 10.1. Normal SAR Measurement Procedure.....                      | 10 |
| 11. SAR System Verification.....                                 | 12 |
| 12. Tissue Simulant Fluid for the Frequency Band.....            | 13 |
| 13. Instruments List.....  | 15 |
| 14. FCC Power Measurement Procedures.....                        | 16 |
| 15. Measured and Reported SAR.....                               | 16 |
| 16. Maximum Output Power Specifications*.....                    | 13 |
| 17. RF Conducted Power Measurement.....                          | 16 |
| 17.1. Bluetooth Classic Conducted Power.....                     | 16 |
| 17.2. Bluetooth LE Conducted Power.....                          | 17 |
| 18. Bluetooth Duty Cycle used for SAR Testing.....               | 18 |
| 18.1. Bluetooth Classic DH5 Duty Cycle.....                      | 18 |
| 18.2. Bluetooth LE 1M 255byte Duty Cycle.....                    | 19 |
| 19. SAR Data Summary.....  | 20 |
| 19.1. SAR data.....  | 20 |
| 20. SAR Measurement Variability.....                             | 21 |
| 20.1. Measurement Variability.....                               | 21 |
| 20.2. Measurement Uncertainty.....                               | 21 |
| Appendixes List.....   | 22 |
| Appendix A.1 Verification Test Plots for 2450MHz.....            | 23 |
| Appendix A.2 SAR Test Plots for Bluetooth Classic.....           | 27 |
| Appendix A.3 SAR Test Plots for Bluetooth LE.....                | 28 |
| Appendix B.1 Uncertainty Analysis.....                           | 29 |
| Appendix C.1 Calibration certificate for Probe (S/N : 3986)..... | 30 |
| Appendix C.2 Calibration certificate for DAE (S/N : 1340).....   | 52 |
| Appendix C.3 Calibration certificate for Dipole (S/N: 734).....  | 57 |
| -THE END-.....   | 62 |

### 1. Testing Laboratory

|                     |  |
|---------------------|--|
| <b>Company Name</b> | SGS Korea Co., Ltd. (Gunpo Laboratory)                               |
| <b>Address</b>      | 4, LS-ro 182beon-gil, Gunpo-si, Gyeonggi-do, 15807 Republic of Korea |
| <b>Telephone</b>    | +82 31 428 5700  |
| <b>FAX</b>          | +82 31 427 2371  |

### 2. Details of Manufacturer

|                     |   |
|---------------------|---|
| <b>Manufacturer</b> | Samsung Electronics Co., Ltd.   |
| <b>Address</b>      | 129, Samsung-ro, Yeongtong-gu, Suwon-si, Gyeonggi-do, 16677, Korea(Republic of) |
| <b>Email</b>        | Juntaek79.oh@samsung.com  |
| <b>Phone No.</b>    | +82 31 301 8362   |

### 3. Description of EUT(s)

|                              |   |                  |
|------------------------------|---|------------------|
| <b>EUT Type</b>              | Bluetooth Headset   |                  |
| <b>Model Name</b>            | SM-R530   |                  |
| <b>Serial Number</b>         | 1   |                  |
| <b>Software Version</b>      | R530.001  |                  |
| <b>Hardware Version</b>      | REV1.0  |                  |
| <b>Mode of Operation</b>     | Bluetooth Classic, Bluetooth LE                           |                  |
| <b>Duty Cycle</b>            | 76.4 % (Bluetooth Classic), 86.4 % (Bluetooth Low Energy) |                  |
| <b>Body worn Accessory</b>   | None  |                  |
| <b>Tx Frequency Range</b>    | 2 402.00 MHz ~ 2 480.00 MHz (Bluetooth)                   |                  |
| <b>Antenna Information</b> ※ | Manufacturer  | Partron Co., Ltd |
|                              | Type  | LDS Antenna      |
|                              | Antenna Gain (dBi)  | -4.91            |

### 4. The Highest Reported SAR Values

| Equipment Class                          | Band                 | Highest Reported SAR<br>1g (W/kg) |
|--|----------------------|-----------------------------------|
| DSS/ DTS                                 | Bluetooth Low Energy | 1.003                             |
| Simultaneous SAR per KDB 690783 D01v0r03 |                      | N/A                               |

## 5. Test Methodology

ANSI/IEEE C95.1–2005: IEEE Standard for Safety Levels with Respect to Human Exposure to Radio Frequency Electromagnetic Fields, 3 kHz to 300 GHz. It specifies the maximum exposure limit of 1.6 W/kg / 4.0 W/kg as averaged over any 1 gram / 10 gram of tissue for portable devices being used within 20 cm of the user in the uncontrolled environment.

Test tests documented in this report were performed in accordance with IEEE Standard 1528-2013 and the following published KDB procedures.

In additions;

|                                     |                             |  |
|-------------------------------------|-----------------------------|--|
| <input checked="" type="checkbox"/> | <b>KDB 865664 D01v01r04</b> | <b>SAR Measurement Requirements for 100 MHz to 6 GHz</b>   |
| <input checked="" type="checkbox"/> | <b>KDB 865664 D02v01r02</b> | <b>RF Exposure Compliance Reporting and Documentation Considerations</b>                           |
| <input checked="" type="checkbox"/> | <b>KDB 447498 D04v01</b>    | <b>RF Exposure Procedures and Equipment Authorization Policies for Mobile and Portable Devices</b> |
| <input type="checkbox"/>            | KDB 447498 D02v02r01        | SAR Measurement Procedures for USB Dongle Transmitters   |
| <input type="checkbox"/>            | KDB 248227 D01v02r02        | SAR Guidance For IEEE 802.11 (Wi-Fi) Transmitters  |
| <input type="checkbox"/>            | KDB 615223 D01v01r01        | 802.16e/WiMax SAR Measurement Guidance   |
| <input type="checkbox"/>            | KDB 616217 D04v01r02        | SAR Evaluation Considerations for Laptop, Notebook, Netbook and Tablet Computers                   |
| <input type="checkbox"/>            | KDB 643646 D01v01r03        | SAR Test Considerations for Occupational PTT Radios  |
| <input type="checkbox"/>            | KDB 648474 D03v01r04        | Evaluation and Approval Considerations for Handsets with Specific Wireless Charging Battery Covers |
| <input type="checkbox"/>            | KDB 648474 D04v01r03        | SAR Evaluation Considerations for Wireless Handsets  |
| <input type="checkbox"/>            | KDB 680106 D01v03r01        | RF Exposure Considerations for Low Power Consumer Wireless Power Transfer Applications             |
| <input type="checkbox"/>            | KDB 941225 D01v03r01        | 3G SAR Measurement Procedures  |
| <input type="checkbox"/>            | KDB 941225 D05v02r05        | SAR Evaluation Considerations for LTE Devices  |
| <input type="checkbox"/>            | KDB 941225 D06v02r01        | SAR Evaluation Procedures for Portable Devices with Wireless Router Capabilities                   |
| <input type="checkbox"/>            | KDB 941225 D07v01r02        | SAR Evaluation Procedures for UMPC Mini-Tablet Devices   |

## 6. Testing Environment

|                                       |                |
|---------------------------------------|----------------|
| Ambient temperature                   | : 18°C ~ 25°C  |
| Relative humidity                     | : 30% ~ 70%    |
| Liquid temperature of during the test | : <± 2°C       |
| Ambient noise & Reflection            | : < 0.012 W/kg |

## 7. Specific Absorption Rate (SAR)

### 7.1. Introduction

SAR is related to the rate at which energy is absorbed per unit mass in an object exposed to a radio field. The SAR distribution in a biological body is complicated and is usually carried out by experimental techniques or numerical modeling. The standard recommends limits for two tiers of groups, occupational/controlled and general population/uncontrolled, based on a person's awareness and ability to exercise control over his or her exposure. In general, occupational/controlled exposure limits are higher than the limits for general population/uncontrolled.

### 7.2. SAR Definition

The SAR definition is the time derivative (rate) of the incremental energy (dW) absorbed by (dissipated in) an incremental mass (dm) contained in a volume element (dv) of a given density (ρ). The equation description is as below:

$$SAR = \frac{d}{dt} \left( \frac{dW}{dm} \right) = \frac{d}{dt} \left( \frac{dW}{\rho dv} \right)$$

SAR is expressed in units of Watts per kilogram (W/kg)

SAR measurement can be either related to the temperature elevation in tissue by

$$SAR = C \left( \frac{\delta T}{\delta t} \right)$$

Where: C is the specific heat capacity, δT is the temperature rise and δt is the exposure duration, or related to the electrical field in the tissue by

$$SAR = \frac{\sigma |E|^2}{\rho}$$

Where: σ is the conductivity of the tissue, ρ is the mass density of the tissue and E is the RMS electrical field strength.

However for evaluating SAR of low power transmitter, electrical field measurement is typically applied.

### 7.3. Test Standards and Limits

According to FCC 47CFR §2.1093(d) The limits to be used for evaluation are based generally on criteria published by the American National Standards Institute (ANSI) for localized specific absorption rate ("SAR") in Section 4.2 of "IEEE Standard for Safety Levels with Respect to Human Exposure to Radio Frequency Electromagnetic Fields, 3 kHz to 300 GHz," ANSI/IEEE C95.3-2003, Copyright 2003 by the Institute of Electrical and Electronics Engineers, Inc., New York, New York 10017. These criteria for SAR evaluation are similar to those recommended by the National Council on Radiation Protection and Measurements (NCRP) in "Biological Effects and Exposure Criteria for Radio frequency Electromagnetic Fields," NCRP Report No. 86, Section 17.4.5. Copyright NCRP, 1986, Bethesda, Maryland 20814. SAR is a measure of the rate of energy absorption due to exposure to an RF transmitting

source. SAR values have been related to threshold levels for potential biological hazards. The criteria to be used are specified in paragraphs (d)(1) and (d)(2) of this section and shall apply for portable devices transmitting in the frequency range from 100 kHz to 6 GHz. Portable devices that transmit at frequencies above 6 GHz are to be evaluated in terms of the MPE limits specified in § 1.1310 of this chapter. Measurements and calculations to demonstrate compliance with MPE field strength or power density limits for devices operating above 6 GHz should be made at a minimum distance of 5 cm from the radiating source.

(1) Limits for Occupational/Controlled exposure: 0.4 W/kg as averaged over the whole-body and spatial peak SAR not exceeding 8 W/kg as averaged over any 1 gram of tissue (defined as a tissue volume in the shape of a cube). Exceptions are the hands, wrists, feet and ankles where the spatial peak SAR shall not exceed 20 W/kg, as averaged over an 10 grams of tissue (defined as a tissue volume in the shape of a cube). Occupational/Controlled limits apply when persons are exposed as a consequence of their employment provided these persons are fully aware of and exercise control over their exposure. Awareness of exposure can be accomplished by use of warning labels or by specific training or education through appropriate means, such as an RF safety program in a work environment.

(2) Limits for General Population/Uncontrolled exposure: 0.08 W/kg as averaged over the whole-body and spatial peak SAR not exceeding 1.6 W/kg as averaged over any 1 gram of tissue (defined as a tissue volume in the shape of a cube). Exceptions are the hands, wrists, feet and ankles where the spatial peak SAR shall not exceed 4 W/kg, as averaged over any 10 grams of tissue (defined as a tissue volume in the shape of a cube). General Population/Uncontrolled limits apply when the general public may be exposed, or when persons that are exposed as a consequence of their employment may not be fully aware of the potential for exposure or do not exercise control over their exposure. Warning labels placed on consumer devices such as cellular telephones will not be sufficient reason to allow these devices to be evaluated subject to limits for occupational/controlled exposure in paragraph (d)(1) of this section.

| Human Exposure                                      | Uncontrolled Environment<br>General Population | Controlled Environment<br>Occupational |
|---|--|--|
| <b>Partial Peak SAR</b><br>(Partial)                | 1.60 mW/g                                      | 8.00 mW/g                              |
| <b>Partial Average SAR</b><br>(Whole Body)          | 0.08 mW/g                                      | 0.40 mW/g                              |
| <b>Partial Peak SAR</b><br>(Hands/Feet/Ankle/Wrist) | 4.00 mW/g                                      | 20.00 mW/g                             |

1. The spatial Peak value of the SAR averaged over any 1g gram of tissue (defined as a tissue volume in the shape of a cube) and over the appropriate averaging time.
2. The spatial Average value of the SAR averaged over the whole body.
3. The Spatial Peak value of the SAR averaged over any 10 grams of tissue (defined as a tissue volume in the shape of a cube) and over the appropriate averaging time.

## 8. The SAR Measurement System

A block diagram of the SAR measurement System is given in Fig. 1. This SAR Measurement System uses a Computer-controlled 3-D stepper motor system (SPEAG DASY system). The model EX3DV4 field probe is used to determine the internal electric fields. The SAR can be obtained from the equation  $SAR = \sigma (|E_i|^2) / \rho$  where  $\sigma$  and  $\rho$  are the conductivity and mass density of the tissue-simulant.

The DASY system for performing compliance tests consists of the following items:

- A standard high precision 6-axis robot (Staubli TX family) with controller, teach pendant and software. An arm extension is for accommodating the data acquisition electronics (DAE).
- A dosimeter probe, i.e., an isotropic E-field probe optimized and calibrated for usage in tissue simulating liquid. The probe is equipped with an optical surface detector system.
- Data acquisition electronics (DAE) which performs the signal amplification, signal multiplexing, AD-conversion, offset measurements, mechanical surface detection, collision detection, etc. The unit is battery powered with standard or rechargeable batteries. The signal is optically transmitted to the EOC.

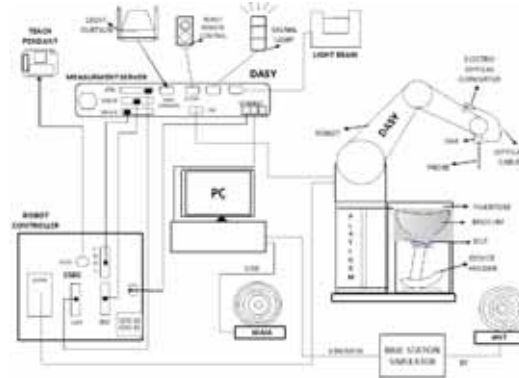


Fig a. The microwave circuit arrangement used for SAR system verification

- The Electro-optical converter (EOC) performs the conversion between optical and electrical of the signals for the digital communication to the DAE and for the analog signal from the optical surface detection. The EOC is connected to the measurement server.
- The function of the measurement server is to perform the time critical tasks such as signal filtering, control of the robot operation and fast movement interrupts.
- A probe alignment unit which improves the (absolute) accuracy of the probe positioning.
- A computer operating Windows.
- DASY software.
- Remote control with teach pendant and additional circuitry for robot safety such as warning lamps, etc.
- The SAM twin phantom enabling testing left-hand and right-hand usage.
- The device holder for handheld mobile phones.
- Tissue simulating liquid mixed according to the given recipes.
- Verification dipole kits allowing to validate the proper functioning of the system.



## 9. System Components

### 9.1. Probe

|                      |   |
|----------------------|---|
| <b>Construction</b>  | : Symmetrical design with triangular core.<br>Built-in shielding against static charges.<br>PEEK enclosure material (resistant to organic solvents, e.g., DGBE)   |
| <b>Calibration</b>   | : Basic Broad Band Calibration in air Conversion Factors (CF) for HSL 835 and HSL1900.<br>Additional CF-Calibration for other liquids and frequencies upon request.   |
| <b>Frequency</b>     | : 10 MHz to 6 GHz; Linearity: $\pm 0.2$ dB (30 MHz to 6 GHz)  |
| <b>Directivity</b>   | : $\pm 0.3$ dB in HSL (rotation around probe axis)<br>$\pm 0.5$ dB in tissue material (rotation normal to probe axis)   |
| <b>Dynamic Range</b> | : $10\mu\text{W/g}$ to $> 100$ m W/g;<br>Linearity: $\pm 0.2$ dB(noise: typically $< 1\mu\text{W/g}$ )  |
| <b>Dimensions</b>    | : Overall length: 337 mm (Tip length: 20 mm)<br>Tip diameter: 2.5 mm (Body diameter: 12 mm)<br>Distance from probe tip to dipole centers: 1 mm  |
| <b>Application</b>   | : High precision dosimetric measurements in any exposure scenario (e.g., very strong gradient fields). Only probe which enables compliance testing for frequencies up to 6 GHz with precision of better 30% |



EX3DV4 E-Field Probe

**NOTE:**

1. The Probe parameters have been calibrated by the SPEAG. Please reference “APPENDIX C” for the Calibration Certification Report.

### 9.2. SAM Phantom

|                        |   |
|------------------------|---|
| <b>Construction</b>    | : The SAM Phantom is constructed of a fiberglass shell integrated in a wooden table. The shape of the shell is based on data from an anatomical study designed to determine the maximum exposure in at least 90 % of all users. It enables the dosimetric evaluation of left and right hand phone usage as well as body mounted usage at the flat phantom region. A cover prevents the evaporation of the liquid. Reference markings on the Phantom allow the complete setup of all predefined phantom positions and measurement grids by manually teaching three points in the robot |
| <b>Shell Thickness</b> | : $2.0\text{ mm} \pm 0.1\text{ mm}$   |
| <b>Filling Volume</b>  | : Approx. 25 liters   |



SAM Phantom

### 9.3. Device Holder

|                      |  |
|----------------------|--|
| <b>Construction:</b> | : In combination with the Twin SAM PhantomV4.0/V4.0C or Twin SAM, the Mounting Device (made from POM) enables the rotation of the mounted transmitter in spherical coordinates, whereby the rotation point is the ear opening. The devices can be easily and accurately positioned according to IEC, IEEE, CENELEC, FCC or other specifications. The device holder can be locked at different phantom locations (left head, right head, flat phantom). |
|----------------------|--|



Device Holder

## 10. SAR Measurement Procedures

### 10.1. Normal SAR Measurement Procedure

#### Step 1: Power Reference Measurement

The Power Reference Measurement and Power Drift Measurements are for monitoring the power drift of the device under test in the batch process. The Minimum distance of probe sensors to surface determines the closest measurement point to phantom surface. The minimum distance of probe sensors to surface is 1.4 mm. This distance cannot be smaller than the Distance of sensor calibration points to probe tip as defined in the probe properties.

#### Step 2 and 3: Area Scan & Zoom Scan Procedures

The entire evaluation of the spatial peak values is performed within the Post-processing engine (SEMCAD). The system always gives the maximum values for the 1 g and 10 g cubes. The algorithm to find the cube with highest averaged SAR is divided into the following stages:

1. The extraction of the measured data (grid and values) from the Zoom Scan.
2. The calculation of the SAR value at every measurement point based on all stored data (A/D values and measurement parameters)
3. The generation of a high-resolution mesh within the measured volume
4. The interpolation of all measured values from the measurement grid to the high-resolution grid
5. The extrapolation of the entire 3-D field distribution to the phantom surface over the distance from sensor to surface
6. The calculation of the averaged SAR within masses of 1 g and 10 g.

#### Step 4: Power drift measurement

The Power Drift Measurement measures the field at the same location as the most recent power reference measurement within the same procedure, and with the same settings. The Power Drift Measurement gives the field difference in dB from the reading conducted within the last Power Reference Measurement. This allows a user to monitor the power drift of the device under test within a batch process. The measurement procedure is the same as Step 1. SAR drift shall be kept within  $\pm 5\%$  and if it without  $\pm 5\%$ , SAR retest according to measurement procedure step 1~4.

< Area and Zoom Scan Resolutions per FCC KDB Publication 865664 D01v01r04 >

|  |   | ≤ 3 GHz   | > 3 GHz  |
|--|---|---|--|
| Maximum distance from closest measurement point (geometric center of probe sensors) to phantom surface   |   | 5 mm ± 1 mm   | $\frac{1}{2} \cdot \delta \cdot \ln(2)$ mm ± 0.5 mm            |
| Maximum probe angle from probe axis to phantom surface normal at the measurement location  |   | $30^\circ \pm 1^\circ$  | $20^\circ \pm 1^\circ$   |
| Maximum area scan spatial resolution: $\Delta x_{Area}$ , $\Delta y_{Area}$  |   | ≤ 2 GHz: ≤ 15 mm<br>2 – 3 GHz: ≤ 12 mm  | 3 – 4 GHz: ≤ 12 mm<br>4 – 6 GHz: ≤ 10 mm                       |
|  |   | When the x or y dimension of the test device, in the measurement plane orientation, is smaller than the above, the measurement resolution must be ≤ the corresponding x or y dimension of the test device with at least one measurement point on the test device. |  |
| Maximum zoom scan spatial resolution: $\Delta x_{Zoom}$ , $\Delta y_{Zoom}$  |   | ≤ 2 GHz: ≤ 8 mm<br>2 – 3 GHz: ≤ 5 mm*   | 3 – 4 GHz: ≤ 5 mm*<br>4 – 6 GHz: ≤ 4 mm*                       |
| Maximum zoom scan spatial resolution, normal to phantom surface  | uniform grid: $\Delta z_{Zoom}(n)$  | ≤ 5 mm  | 3 – 4 GHz: ≤ 4 mm<br>4 – 5 GHz: ≤ 3 mm<br>5 – 6 GHz: ≤ 2 mm    |
|  | graded grid<br>$\Delta z_{Zoom}(1)$ : between 1 <sup>st</sup> two points closest to phantom surface | ≤ 4 mm  | 3 – 4 GHz: ≤ 3 mm<br>4 – 5 GHz: ≤ 2.5 mm<br>5 – 6 GHz: ≤ 2 mm  |
|  | $\Delta z_{Zoom}(n>1)$ : between subsequent points  | ≤ 1.5 · $\Delta z_{Zoom}(n-1)$ mm   |  |
| Minimum zoom scan volume   | x, y, z   | ≥ 30 mm   | 3 – 4 GHz: ≥ 28 mm<br>4 – 5 GHz: ≥ 25 mm<br>5 – 6 GHz: ≥ 22 mm |
| <p>Note: <math>\delta</math> is the penetration depth of a plane-wave at normal incidence to the tissue medium; see IEEE Std 1528-2013 for details.</p> <p>* When zoom scan is required and the <i>reported</i> SAR from the <i>area scan based 1-g SAR estimation</i> procedures of KDB Publication 447498 is ≤ 1.4 W/kg, ≤ 8 mm, ≤ 7 mm and ≤ 5 mm zoom scan resolution may be applied, respectively, for 2 GHz to 3 GHz, 3 GHz to 4 GHz and 4 GHz to 6 GHz.</p> |   |   |  |

## 11. SAR System Verification

The microwave circuit arrangement for system verification is sketched in Fig 1. The daily system accuracy verification occurs within the flat section of the SAM phantom. A SAR measurement was performed to see if the measured SAR was within +/- 10% from the target SAR values. These tests were done at 2450 MHz. The tests were conducted on the same days as the measurement of the DUT. The obtained results from the system accuracy verification are displayed in the table 1. (SAR values are normalized to 1W forward power delivered to the dipole). During the tests, the ambient temperature of the laboratory was in the range  $(22 \pm 2)^\circ\text{C}$ , the relative humidity was in the range  $(55 \pm 5)\% \text{ R.H}$  and the liquid depth above the ear reference points was  $\geq 15 \text{ cm} \pm 5 \text{ mm}$  (frequency  $\leq 3 \text{ GHz}$ ) or  $\geq 10 \text{ cm} \pm 5 \text{ mm}$  (frequency  $> 3 \text{ GHz}$ ) in all the cases. It is seen that the system is operating within its specification, as the results are within acceptable tolerance of the reference values.

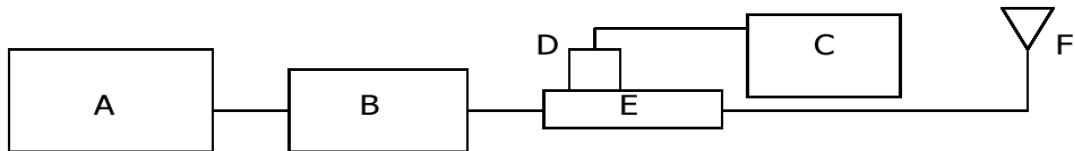


Fig 1. The microwave circuit arrangement used for SAR system verification

- A. Signal Generator
- B. RF Amplifier
- C. Power Meter
- D. Power Sensor
- E. Dual Directional Coupler
- F. Reference dipole Antenna



Photo of the dipole Antenna

### SAR System Verification

| Dipole Validation Kits |     | Probe S/N | Freq. (MHz) | Input Power (W) | Target SAR values (W/Kg) |         | 1 W normalized Measured SAR (W/Kg) |         | Deviation (%) |         | Date       | Temperature (°C) |        |
|------------------------|-----|-----------|-------------|-----------------|--------------------------|---------|------------------------------------|---------|---------------|---------|------------|------------------|--------|
|                        |     |           |             |                 | 1g SAR                   | 10g SAR | 1g SAR                             | 10g SAR | 1g SAR        | 10g SAR |            | Ambient          | Liquid |
| D2450V2                | 734 | 3986      | 2450        | 0.10            | 52.90                    | 24.50   | 53.60                              | 24.70   | 1.32          | 0.82    | 2024-04-23 | 23.4             | 22.0   |
| D2450V2                | 734 | 3986      | 2450        | 0.10            | 52.90                    | 24.50   | 49.90                              | 23.20   | -5.67         | -5.31   | 2024-04-24 | 23.0             | 22.3   |
| D2450V2                | 734 | 3986      | 2450        | 0.10            | 52.90                    | 24.50   | 50.10                              | 23.20   | -5.29         | -5.31   | 2024-04-25 | 22.9             | 22.2   |
| D2450V2                | 734 | 3986      | 2450        | 0.10            | 52.90                    | 24.50   | 50.00                              | 23.10   | -5.48         | -5.71   | 2024-04-26 | 23.4             | 22.0   |

Table 1 Results system verification

## 12. Maximum Output Power Specifications<sup>※</sup>

This device operates using the following maximum output power specifications. SAR values were scaled to the maximum allowed power to determine compliance per KDB Publication 447498 D04v01.

### Bluetooth Tune-up Power

| Average power for Production (dBm) |                |         |
|------------------------------------|----------------|---------|
| Mode                               | Maximum/Normal | Classic |
| BDR                                | Maximum        | 13.00   |
|                                    | Normal         | 12.00   |
| EDR                                | Maximum        | 10.00   |
|                                    | Normal         | 9.00    |
| Tune-up Tolerance: + 1.0dB         |                |         |

| Average power for Production (dBm) |                |                         |         |                          |       |
|------------------------------------|----------------|-------------------------|---------|--------------------------|-------|
| Mode                               | Maximum/Normal | Low Energy (Packet: 37) |         | Low Energy (Packet: 255) |       |
|                                    |                | 1M                      | 2M      | 1M                       | 2M    |
|                                    |                | LE                      | Maximum | 13.00                    | 13.00 |
| Normal                             | 12.00          |                         | 12.00   | 12.00                    | 12.00 |
| Tune-up Tolerance: + 1.0dB         |                |                         |         |                          |       |

- The data marked      in this report was provided by the customer and may affect the validity of the test results.  
 We are responsible for all the information of this test report except for the data(      ) provided by the customer.

### 13. Tissue Simulant Fluid for the Frequency Band

The dielectric properties for this simulant fluid were measured by using the Speag Model DAK-3.5 Dielectric Probe in conjunction with Agilent E5063A Network Analyze by using a procedure.

| Freq. (MHz) | Target Value |                    | Measure Value |                    | Deviation (%) |                    | Date      | Liquid Temperature (°C) |
|-------------|--------------|--------------------|---------------|--------------------|---------------|--------------------|-----------|-------------------------|
|             | Permittivity | Conductivity (S/m) | Permittivity  | Conductivity (S/m) | Permittivity  | Conductivity (S/m) |           |                         |
| 2450*       | 39.20        | 1.80               | 39.649        | 1.811              | 1.15          | 0.61               | 4/23/2024 | 22.0                    |
| 2402.00     | 39.20        | 1.80               | 39.829        | 1.756              | 1.60          | -2.44              |           |                         |
| 2440.00     | 39.20        | 1.80               | 39.712        | 1.802              | 1.31          | 0.11               |           |                         |
| 2441.00     | 39.20        | 1.80               | 39.706        | 1.803              | 1.29          | 0.17               |           |                         |
| 2480.00     | 39.20        | 1.80               | 39.491        | 1.856              | 0.74          | 3.11               |           |                         |
| 2450*       | 39.20        | 1.80               | 38.998        | 1.801              | -0.52         | 0.06               | 4/24/2024 | 22.3                    |
| 2402.00     | 39.20        | 1.80               | 39.171        | 1.752              | -0.07         | -2.67              |           |                         |
| 2440.00     | 39.20        | 1.80               | 39.054        | 1.794              | -0.37         | -0.33              |           |                         |
| 2441.00     | 39.20        | 1.80               | 39.049        | 1.794              | -0.39         | -0.33              |           |                         |
| 2480.00     | 39.20        | 1.80               | 38.860        | 1.842              | -0.87         | 2.33               |           |                         |
| 2450*       | 39.20        | 1.80               | 39.672        | 1.815              | 1.20          | 0.83               | 4/25/2024 | 22.2                    |
| 2402.00     | 39.20        | 1.80               | 39.739        | 1.780              | 1.37          | -1.11              |           |                         |
| 2440.00     | 39.20        | 1.80               | 39.707        | 1.810              | 1.29          | 0.56               |           |                         |
| 2441.00     | 39.20        | 1.80               | 39.704        | 1.811              | 1.29          | 0.61               |           |                         |
| 2480.00     | 39.20        | 1.80               | 39.608        | 1.849              | 1.04          | 2.72               |           |                         |
| 2450*       | 39.20        | 1.80               | 39.220        | 1.810              | 0.05          | 0.56               | 4/26/2024 | 22.0                    |
| 2402.00     | 39.20        | 1.80               | 39.366        | 1.762              | 0.42          | -2.11              |           |                         |
| 2440.00     | 39.20        | 1.80               | 39.272        | 1.802              | 0.18          | 0.11               |           |                         |
| 2441.00     | 39.20        | 1.80               | 39.268        | 1.803              | 0.17          | 0.17               |           |                         |
| 2480.00     | 39.20        | 1.80               | 39.106        | 1.851              | -0.24         | 2.83               |           |                         |

The brain mixtures consist of a viscous gel using hydroxyethyl cellulose (HEC) gelling agent and saline solution. Preservation with a bactericide is added and visual inspection is made to make sure air bubbles are not trapped during the mixing process. The mixture is calibrated to obtain proper dielectric constant (permittivity) and conductivity of the desired tissue. The composition of ingredients may be modified accordingly to achieve the desired target tissue parameters required for routine SAR evaluation. The dielectric properties of the liquid material required to fill the phantom shell shall be target.

| Frequency (MHz)   | 450  | 835   | 900   | 1800-2000                   | 2450  | 2600  |
|---|--|-------|-------|-----------------------------|-------|-------|
| <b>Tissue Type</b>  | <b>Head &amp; Body</b>                           |       |       |                             |       |       |
|   | <b>Ingredient (% by weight)</b>                  |       |       |                             |       |       |
| Water   | 38.91  | 40.29 | 40.29 | 55.24                       | 45.0  | 45.0  |
| Salt (NaCl)   | 3.79   | 1.38  | 1.38  | 0.31                        | 0     | 0     |
| Sugar   | 56.93  | 57.90 | 57.90 | 0                           | 0     | 0     |
| HEC   | 0.25   | 0.24  | 0.24  | 0                           | 0     | 0     |
| Bactericide   | 0.12   | 0.18  | 0.18  | 0                           | 0     | 0     |
| Triton X-100  | 0  | 0     | 0     | 0                           | 0     | 0     |
| DGBE  | 0  | 0     | 0     | 44.45                       | 55.00 | 55.00 |
|   | <b>Tissue parameter target by IEEE 1528-2013</b> |       |       |                             |       |       |
| Dielectric Constant   | 43.50  | 41.50 | 41.50 | 40.00                       | 39.20 | 39.00 |
| Conductivity (S/m)  | 0.87   | 0.90  | 0.97  | 1.40                        | 1.80  | 1.96  |
| Salt: 99+% Pure Sodium Chloride   |  |       |       | Sucrose: 98+% Pure Sucrose  |       |       |
| Water: De-ionized, 16 M <sup>+</sup> resistivity                        |  |       |       | HEC: Hydroxyethyl Cellulose |       |       |
| DGBE: 99+% Di(ethylene glycol) butyl ether, [2-(2-butoxyethoxy)ethanol] |  |       |       |                             |       |       |

### 14. Instruments List

|                           |  |                      |                 |                     |                |
|---------------------------|--|----------------------|-----------------|---------------------|----------------|
| <b>Test Platform</b>      | SPEAG DASY System                                |                      |                 |                     |                |
| <b>Manufacture</b>        | SPEAG  |                      |                 |                     |                |
| <b>Description</b>        | SAR Test System                                  |                      |                 |                     |                |
| <b>Software Reference</b> | DASY52: 52.10.4(1527)<br>SEMCAD X: 14.6.14(7483) |                      |                 |                     |                |
| <b>Equipment</b>          | <b>Type</b>                                      | <b>Serial Number</b> | <b>Cal Date</b> | <b>Cal Interval</b> | <b>Cal Due</b> |
| Phantom                   | SAM Phantom                                      | TP-1300              | N/A             | N/A                 | N/A            |
| Verification Dipole       | D2450V2  | 734                  | 2024-01-22      | Biennial            | 2026-01-22     |
| DAE                       | DAE4   | 1340                 | 2023-05-25      | Annual              | 2024-05-25     |
| E-Field Probe             | EX3DV4   | 3986                 | 2024-01-24      | Annual              | 2025-01-24     |
| Network Analyzer          | E5063A   | MY54706220           | 2024-01-10      | Annual              | 2025-01-10     |
| Power Meter               | N1914A   | MY56120017           | 2023-06-09      | Annual              | 2024-06-09     |
| Power Sensor              | N8481A   | MY63190009           | 2023-07-07      | Annual              | 2024-07-07     |
| Power Sensor              | N8481A   | MY63190011           | 2023-07-07      | Annual              | 2024-07-07     |
| Signal Generator          | E4421B   | MY43350132           | 2024-02-08      | Annual              | 2025-02-08     |
| Power Amplifier           | BLMA1060-10                                      | 1711221              | 2024-03-14      | Annual              | 2025-03-14     |
| Dual Directional Coupler  | 772D   | MY52180259           | 2023-06-07      | Annual              | 2024-06-07     |
| LP Filter                 | LA-30N   | LF03                 | 2024-03-05      | Annual              | 2025-03-05     |
| Attenuator                | 18N-03   | 18                   | 2023-11-30      | Annual              | 2024-11-30     |
| Attenuator                | 18N-20   | 24                   | 2023-11-30      | Annual              | 2024-11-30     |
| Hygro-Thermometer         | TE-201   | TE-201-2             | 2023-06-05      | Annual              | 2024-06-05     |
| Digital Thermometer       | SDT25  | 19041500179          | 2023-09-01      | Annual              | 2024-09-01     |
| Bluetooth Tester          | MT8852B  | MT8852B              | 2023-06-08      | Annual              | 2024-06-08     |
| Signal Analyzer           | FSQ26  | 201057               | 2024-03-18      | Annual              | 2025-03-18     |

## 15. FCC Power Measurement Procedures

The SAR measurement Software calculates a reference point at the start and end of the test to check for power drifts. If conducted power deviations of more than 5 % occurred, the tests were repeated.

## 16. Measured and Reported SAR

Per FCC KDB Publication 447498 D04v01, When SAR is not measured at the maximum power level allowed for production units, the results must be scaled to the maximum tune-up tolerance limit according to the power applied to the individual channels tested to determine compliance. For simultaneous transmission, the measured aggregate SAR must be scaled according to the sum of the differences between the maximum tune-up tolerance and actual power used to test each transmitter. When SAR is measured at or scaled to the maximum tune-up tolerance limit, the results are referred to as reported SAR. Test highest reported SAR results are identified on the grant of equipment authorization according to procedures in KDB 690783 D01v01r03.

## 17. RF Conducted Power Measurement

### 17.1. Bluetooth Classic Conducted Power

| Modulation | Packet | Frequency (MHz) | Channel | Burst-Conducted Average Power |             |
|------------|--------|-----------------|---------|-------------------------------|-------------|
|            |        |                 |         | Conducted Power (dBm)         | E.I.R.P     |
| BDR        | DH1    | 2402.00         | 0       | 11.58                         | 6.67        |
|            |        | 2441.00         | 39      | 11.77                         | 6.86        |
|            |        | 2480.00         | 78      | 11.88                         | 6.97        |
|            | DH3    | 2402.00         | 0       | 11.72                         | 6.81        |
|            |        | 2441.00         | 39      | 11.93                         | 7.02        |
|            |        | 2480.00         | 78      | 11.98                         | 7.07        |
|            | DH5    | 2402.00         | 0       | <b>11.73</b>                  | <b>6.82</b> |
|            |        | 2441.00         | 39      | <b>12.25</b>                  | <b>7.34</b> |
|            |        | 2480.00         | 78      | <b>12.00</b>                  | <b>7.09</b> |
| EDR        | 2DH1   | 2402.00         | 0       | 8.44                          | 3.53        |
|            |        | 2441.00         | 39      | 8.70                          | 3.79        |
|            |        | 2480.00         | 78      | 8.67                          | 3.76        |
|            | 2DH3   | 2402.00         | 0       | 8.67                          | 3.76        |
|            |        | 2441.00         | 39      | 8.60                          | 3.69        |
|            |        | 2480.00         | 78      | 8.75                          | 3.84        |
|            | 2DH5   | 2402.00         | 0       | 8.59                          | 3.68        |
|            |        | 2441.00         | 39      | 8.72                          | 3.81        |
|            |        | 2480.00         | 78      | 8.76                          | 3.85        |
|            | 3DH1   | 2402.00         | 0       | 8.60                          | 3.69        |
|            |        | 2441.00         | 39      | 8.55                          | 3.64        |
|            |        | 2480.00         | 78      | 8.65                          | 3.74        |
|            | 3DH3   | 2402.00         | 0       | 8.62                          | 3.71        |
|            |        | 2441.00         | 39      | 8.63                          | 3.72        |
|            |        | 2480.00         | 78      | 8.65                          | 3.74        |
|            | 3DH5   | 2402.00         | 0       | 8.67                          | 3.76        |
|            |        | 2441.00         | 39      | 8.64                          | 3.73        |
|            |        | 2480.00         | 78      | 8.69                          | 3.78        |

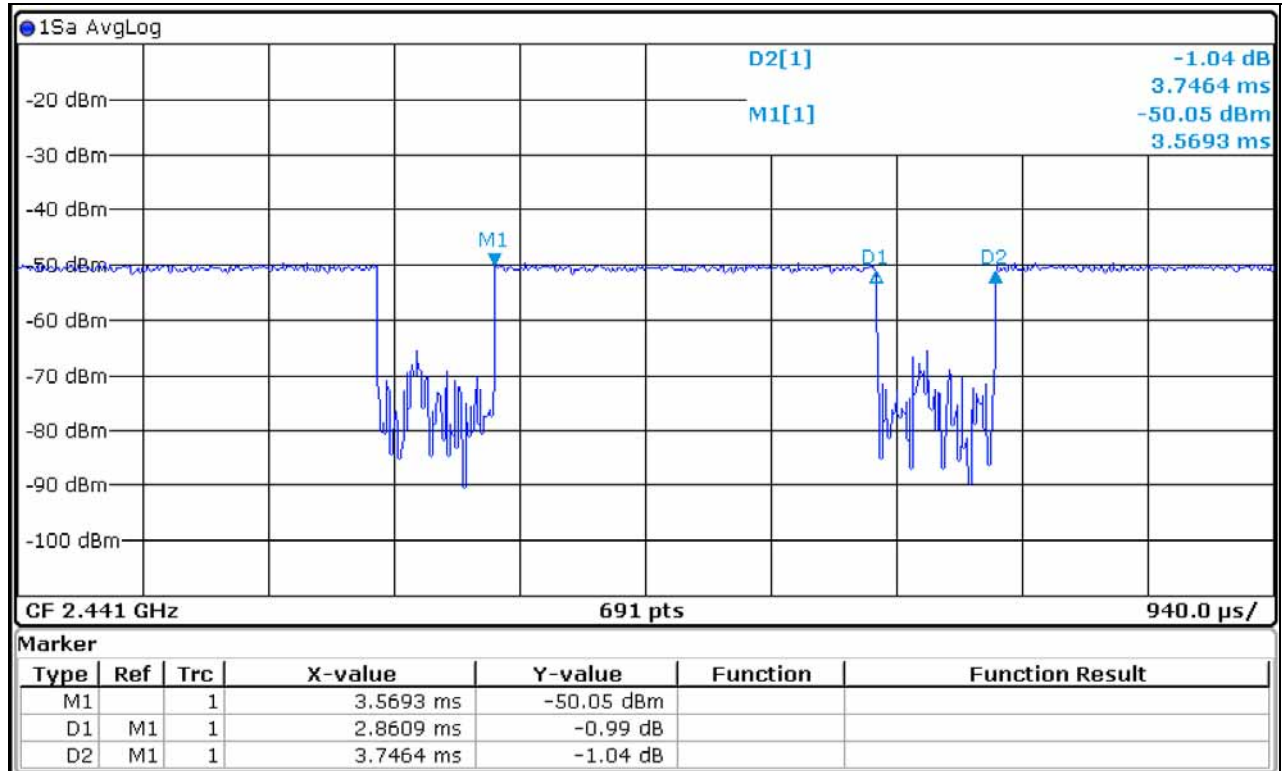


**17.2. Bluetooth LE Conducted Power**

| Packet | PHY             | Frequency (MHz) | Channel | Burst-Conducted Average Power |             |
|--------|-----------------|-----------------|---------|-------------------------------|-------------|
|        |                 |                 |         | Conducted Power (dBm)         | E.I.R.P     |
| 1Mbps  | Packet Size 37  | 2402.00         | 0       | 11.41                         | 6.50        |
|        |                 | 2440.00         | 19      | 11.57                         | 6.66        |
|        |                 | 2480.00         | 39      | 11.43                         | 6.52        |
|        | Packet Size 255 | 2402.00         | 0       | <b>11.46</b>                  | <b>6.55</b> |
|        |                 | 2440.00         | 19      | <b>11.65</b>                  | <b>6.74</b> |
|        |                 | 2480.00         | 39      | <b>11.46</b>                  | <b>6.55</b> |
| 2Mbps  | Packet Size 37  | 2402.00         | 0       | 11.35                         | 6.44        |
|        |                 | 2440.00         | 19      | 11.50                         | 6.59        |
|        |                 | 2480.00         | 39      | 11.40                         | 6.49        |
|        | Packet Size 255 | 2402.00         | 0       | 11.45                         | 6.54        |
|        |                 | 2440.00         | 19      | 11.63                         | 6.72        |
|        |                 | 2480.00         | 39      | 11.41                         | 6.50        |

## 18. Bluetooth Duty Cycle used for SAR Testing

### 18.1. Bluetooth Classic DH5 Duty Cycle



#### Bluetooth Duty cycle measurement

$T_{on} = 2.861 \text{ ms}$

$T_{on} + T_{off} = 3.746 \text{ ms}$

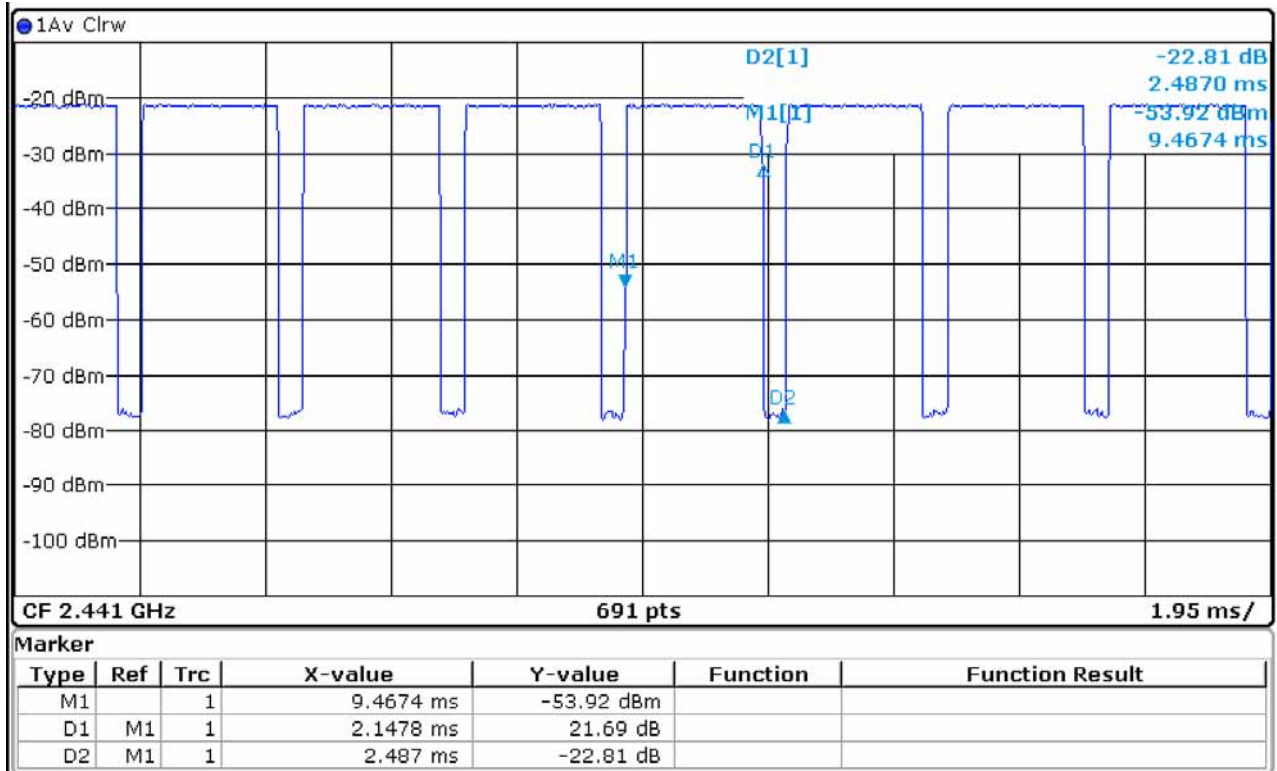
$\text{Duty Cycle} = (T_{on} / T_{on} + T_{off}) \times 100$

**76.4 %** =  $(2.861 / 3.746) \times 100$

$\text{SAR Crest Factor} = 1 / (2.861 / 3.746) = \mathbf{1.309}$

**Bluetooth Duty cycle: 76.4 %**

**18.2. Bluetooth LE 1M 255byte Duty Cycle**



**Bluetooth Duty cycle measurement**

$T_{on} = 2.148 \text{ ms}$

$T_{on} + T_{off} = 2.487 \text{ ms}$

$\text{Duty Cycle} = (T_{on} / T_{on} + T_{off}) \times 100$

**86.4 %** =  $(2.148 / 2.487) \times 100$

SAR Crest Factor =  $1 / (2.148 / 2.487) = 1.157$

**Bluetooth Duty cycle: 86.4 %**

## 19. SAR Data Summary

### 19.1. SAR data

| Bluetooth Classic SAR |          |            |     |              | Ambient Temperature (°C) |                     |                        | 23.4/ 23.0                 |                      |                     |                        |
|-----------------------|----------|------------|-----|--------------|--------------------------|---------------------|------------------------|----------------------------|----------------------|---------------------|------------------------|
|                       |          |            |     |              | Liquid Temperature (°C)  |                     |                        | 22.0/ 22.3                 |                      |                     |                        |
|                       |          |            |     |              | Date                     |                     |                        | 2024-04-23/<br>2024-04-24/ |                      |                     |                        |
| Position              | Mod.     | Freq (MHz) | Ch. | Sensor State | Space (mm)               | Measure Power (dBm) | Measure 1 g SAR (W/kg) | Tune-Up Limit (dBm)        | Power Scaling Factor | Duty Scaling Factor | Scaling 1 g SAR (W/kg) |
| Edge1                 | GFSK DH5 | 2441.00    | 39  | N/A          | 0                        | 12.25               | 0.453                  | 13.00                      | 1.189                | 1.309               | <b>0.705</b>           |
| Edge2                 | GFSK DH5 | 2441.00    | 39  | N/A          | 0                        | 12.25               | 0.341                  | 13.00                      | 1.189                | 1.309               | 0.531                  |
| Edge3                 | GFSK DH5 | 2441.00    | 39  | N/A          | 0                        | 12.25               | 0.366                  | 13.00                      | 1.189                | 1.309               | 0.570                  |
| Edge4                 | GFSK DH5 | 2441.00    | 39  | N/A          | 0                        | 12.25               | 0.081                  | 13.00                      | 1.189                | 1.309               | 0.127                  |
| Top                   | GFSK DH5 | 2441.00    | 39  | N/A          | 0                        | 12.25               | 0.116                  | 13.00                      | 1.189                | 1.309               | 0.181                  |
| Bottom                | GFSK DH5 | 2441.00    | 39  | N/A          | 0                        | 12.25               | 0.135                  | 13.00                      | 1.189                | 1.309               | 0.210                  |

| Bluetooth LE SAR |             |            |     |              | Ambient Temperature (°C) |                     |                        | 22.9/ 23.4               |                      |                     |                        |
|------------------|-------------|------------|-----|--------------|--------------------------|---------------------|------------------------|--------------------------|----------------------|---------------------|------------------------|
|                  |             |            |     |              | Liquid Temperature (°C)  |                     |                        | 22.2/ 22.0               |                      |                     |                        |
|                  |             |            |     |              | Date                     |                     |                        | 2024-04-25<br>2024-04-26 |                      |                     |                        |
| Position         | Mod.        | Freq (MHz) | Ch. | Sensor State | Space (mm)               | Measure Power (dBm) | Measure 1 g SAR (W/kg) | Tune-Up Limit (dBm)      | Power Scaling Factor | Duty Scaling Factor | Scaling 1 g SAR (W/kg) |
| Edge1            | 1M 255bytes | 2440.00    | 19  | N/A          | 0                        | 11.65               | 0.443                  | 13.00                    | 1.365                | 1.157               | 0.700                  |
| Edge2            | 1M 255bytes | 2440.00    | 19  | N/A          | 0                        | 11.65               | 0.430                  | 13.00                    | 1.365                | 1.157               | 0.679                  |
| Edge3            | 1M 255bytes | 2440.00    | 19  | N/A          | 0                        | 11.65               | 0.471                  | 13.00                    | 1.365                | 1.157               | 0.744                  |
| Edge3            | 1M 255bytes | 2402.00    | 0   | N/A          | 0                        | 11.46               | 0.556                  | 13.00                    | 1.426                | 1.157               | 0.917                  |
| Edge3            | 1M 255bytes | 2480.00    | 39  | N/A          | 0                        | 11.46               | 0.608                  | 13.00                    | 1.426                | 1.157               | <b>1.003</b>           |
| Edge4            | 1M 255bytes | 2440.00    | 19  | N/A          | 0                        | 11.65               | 0.097                  | 13.00                    | 1.365                | 1.157               | 0.153                  |
| Top              | 1M 255bytes | 2440.00    | 19  | N/A          | 0                        | 11.65               | 0.105                  | 13.00                    | 1.365                | 1.157               | 0.166                  |
| Bottom           | 1M 255bytes | 2440.00    | 19  | N/A          | 0                        | 11.65               | 0.138                  | 13.00                    | 1.365                | 1.157               | 0.218                  |

#### General Notes:

- The test data reported are the worst-case SAR values according to test procedures specified in FCC KDB Publication 447498 D04v01.
- Liquid tissue depth was at least 15 cm for all frequencies.
- All modes of operation were investigated, and worst-case results are reported.
- The EUT is tested 2<sup>nd</sup> hot-spot peak if it is less than 2 dB below the highest peak.
- The manufacturer has confirmed that the device(s) tested have the same physical, mechanical and thermal characteristics and are within operational tolerances expected for production units.
- SAR results were scaled to the maximum allowed power to demonstrate compliance per FCC KDB Publication 447498 D04v01.
- Batteries are fully charged at the beginning of the SAR measurements.

## 20. SAR Measurement Variability

### 20.1. Measurement Variability

Per FCC KDB Publication 865664 D01v01r04, SAR measurement variability was assessed for each frequency band, which was determined by the SAR probe calibration point and tissue-equivalent medium used for the device measurements. When both head and body tissue-equivalent media were required for SAR measurements in a frequency band, the variability measurement procedures were applied to the tissue medium with the highest measured SAR, using the highest measured SAR configuration for that tissue-equivalent medium. These additional measurements were repeated after the completion of all measurements requiring the same head or body tissue-equivalent medium in a frequency band. The test device was returned to ambient conditions (normal room temperature) with the battery fully charged before it was re-mounted on the device holder for the repeated measurement(s) to minimize any unexpected variations in the repeated results.

SAR Measurement Variability was assessed using the following procedures for each frequency band:

1. When the original highest measured SAR is  $\geq 0.80$  W/kg, the measurement was repeated once.
2. A second repeated measurement was performed only if the ratio of largest to smallest SAR for the original and first repeated measurements was  $> 1.20$  or when the original or repeated measurement was  $\geq 1.45$  W/kg (~ 10% from the 1-g SAR limit).
3. A third repeated measurement was performed only if the original, first or second repeated measurement was  $\geq 1.5$  W/kg and the ratio of largest to smallest SAR for the original, first and second repeated measurements is  $> 1.20$ .
4. Repeated measurements are not required when the original highest measured SAR is  $< 0.80$  W/kg

### 20.2. Measurement Uncertainty

The measured SAR was  $< 1.5$  W/kg for all frequency bands. Therefore, per KDB Publication 865664 D01v01r04, the extended measurement uncertainty analysis per IEEE 1528-2013 was not required.

## Appendixes List

|                   |  |
|-------------------|--|
| <b>Appendix A</b> | A.1 Verification Test Plots for 2450MHz<br>A.2 SAR Test Plots for Bluetooth Classic<br>A.3 SAR Test Plots for Bluetooth LE   |
| <b>Appendix B</b> | B.1 Uncertainty Analysis   |
| <b>Appendix C</b> | C.1 Calibration certificate for Probe (S/N: 3986)<br>C.2 Calibration certificate for DAE (S/N: 1340)<br>C.3 Calibration certificate for Dipole 2450 MHz (S/N: 734) |

## Appendix A.1 Verification Test Plots for 2450MHz

Date/Time: 4/23/2024 9:38:15 AM

Test Laboratory : SGS Korea (Gunpo Laboratory)  
 File Name: [Verification 2450MHz\\_2024-04-23\\_da53-0](#)

Input Power: 100 mW

**DUT: Dipole 2450 MHz D2450V2; Type: D2450V2; Serial: D2450V2 - SN:734**

Communication System: UID 0, CW (0); Frequency: 2450 MHz; Duty Cycle: 1:1

Medium parameters used (interpolated):  $f = 2450 \text{ MHz}$ ;  $\sigma = 1.811 \text{ S/m}$ ;  $\epsilon_r = 39.649$ ;  $\rho = 1000 \text{ kg/m}^3$

Phantom section: Flat Section

DASY52 Configuration:

- Probe: EX3DV4 - SN3986; Con/F(7.54, 7.26, 7.7) @ 2450 MHz; Calibrated: 1/24/2024
- Sensor-Surface: 1.4mm (Mechanical Surface Detection)
- Electronics: DAE4 Sn1340; Calibrated: 5/25/2023
- Phantom: SAM 1300 (20deg probe tilt); Type: QD000P40CD; Serial: TP:1300
- DASY52 52.10.4(1527)SEMCAD X 14.6.14(7483)

**Verification/Verification 2450MHz/Area Scan (61x101x1):** Interpolated grid:  $dx=1.000 \text{ mm}$ ,  $dy=1.000 \text{ mm}$

Info: Interpolated medium parameters used for SAR evaluation.

Maximum value of SAR (interpolated) = 9.17 W/kg

**Verification/Verification 2450MHz/Zoom Scan (7x7x7)/Cube 0:** Measurement grid:  $dx=5\text{mm}$ ,  $dy=5\text{mm}$ ,  $dz=5\text{mm}$

Reference Value = 44.89 V/m; Power Drift = -0.12 dB

Peak SAR (extrapolated) = 11.2 W/kg


**SAR(1 g) = 5.36 W/kg; SAR(10 g) = 2.47 W/kg**

Smallest distance from peaks to all points 3 dB below = 9 mm

Ratio of SAR at M2 to SAR at M1 = 47.8%

Info: Interpolated medium parameters used for SAR evaluation.

Maximum value of SAR (measured) = 8.99 W/kg



Date/Time: 4/24/2024 8:45:42 AM

Test Laboratory : SGS Korea (Gunpo Laboratory)  
 File Name: [Verification 2450MHz 2024 04 24\\_da53-0](#)

Input Power: 100 mW

**DUT: Dipole 2450 MHz D2450V2; Type: D2450V2; Serial: D2450V2 - SN:734**

Communication System: UID 0, CW (0); Frequency: 2450 MHz; Duty Cycle: 1:1  
 Medium parameters used (interpolated):  $f = 2450$  MHz;  $\sigma = 1.801$  S/m;  $\epsilon_r = 38.998$ ;  $\rho = 1000$  kg/m<sup>3</sup>  
 Phantom section: Flat Section

DASY52 Configuration:  
 - Probe: EX3DV4 - SN3986; ConvF(7.54, 7.26, 7.7) @ 2450 MHz; Calibrated: 1/24/2024  
 - Sensor-Surface: 1.4mm (Mechanical Surface Detection)  
 - Electronics: DAF4 Sn1340; Calibrated: 5/25/2023  
 - Phantom: SAM 1300 (20deg probe tilt); Type: QD000P40CD; Serial: TP:1300  
 - DASY52 52.10.4(1527)SEMCAD X 14.6.14(7483)

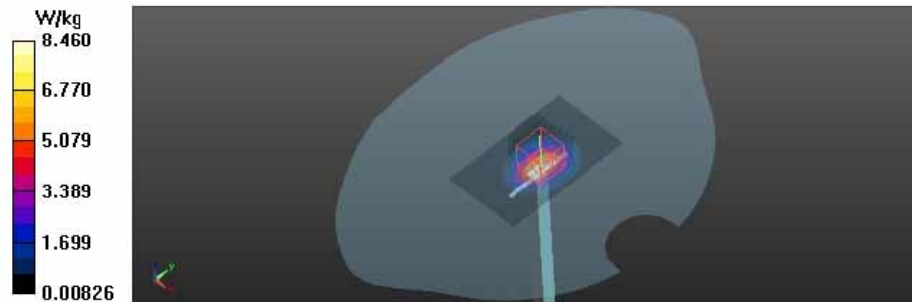
**Verification/Verification 2450MHz/Area Scan (61x101x1):** Interpolated grid: dx=1.000 mm, dy=1.000 mm

Info: Interpolated medium parameters used for SAR evaluation.  
 Maximum value of SAR (interpolated) = 8.46 W/kg

**Verification/Verification 2450MHz/Zoom Scan (7x7x7)/Cube 0:** Measurement grid: dx=5mm, dy=5mm, dz=5mm

Reference Value = 61.32 V/m; Power Drift = -0.06 dB  
 Peak SAR (extrapolated) = 10.1 W/kg  
**SAR(1 g) = 4.99 W/kg; SAR(10 g) = 2.32 W/kg**  
 Smallest distance from peaks to all points 3 dB below = 9.5 mm  
 Ratio of SAR at M2 to SAR at M1 = 49.1%

Info: Interpolated medium parameters used for SAR evaluation.  
 Maximum value of SAR (measured) = 8.31 W/kg





Date/Time: 4/25/2024 9:21:52 AM

Test Laboratory : SGS Korea (Gunpo Laboratory)  
 File Name: [Verification 2450MHz 2024 04 25\\_da53-0](#)

Input Power: 100 mW

**DUT: Dipole 2450 MHz D2450V2; Type: D2450V2; Serial: D2450V2 - SN:734**

Communication System: UID 0, CW (0); Frequency: 2450 MHz; Duty Cycle: 1:1  
 Medium parameters used (interpolated):  $f = 2450$  MHz;  $\sigma = 1.815$  S/m;  $\epsilon_r = 39.672$ ;  $\rho = 1000$  kg/m<sup>3</sup>  
 Phantom section: Flat Section

DASY52 Configuration:  
 - Probe: EX3DV4 - SN3986; ConvF(7.54, 7.26, 7.7) @ 2450 MHz; Calibrated: 1/24/2024  
 - Sensor-Surface: 1.4mm (Mechanical Surface Detection)  
 - Electronics: DAF4 Sn1340; Calibrated: 5/25/2023  
 - Phantom: SAM 1300 (20deg probe tilt); Type: QD000P40CD; Serial: TP:1300  
 - DASY52 52.10.4(1527)SEMCAD X 14.6.14(7483)

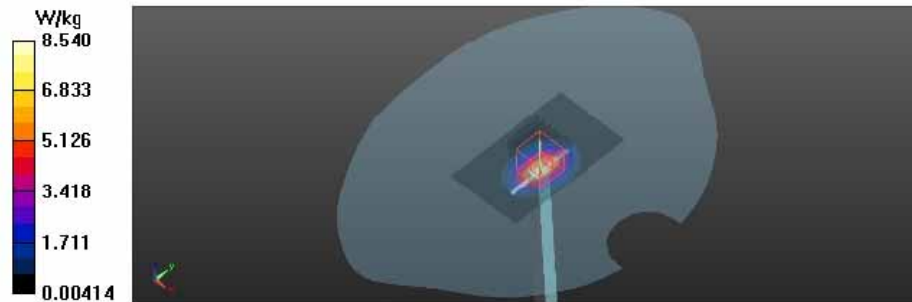
**Verification/Verification 2450MHz/Area Scan (61x101x1):** Interpolated grid: dx=1.000 mm, dy=1.000 mm

Info: Interpolated medium parameters used for SAR evaluation.  
 Maximum value of SAR (interpolated) = 8.54 W/kg

**Verification/Verification 2450MHz/Zoom Scan (7x7x7)/Cube 0:** Measurement grid: dx=5mm, dy=5mm, dz=5mm

Reference Value = 61.63 V/m; Power Drift = -0.03 dB  
 Peak SAR (extrapolated) = 10.2 W/kg  
**SAR(1 g) = 5.01 W/kg; SAR(10 g) = 2.32 W/kg**  
 Smallest distance from peaks to all points 3 dB below = 9 mm  
 Ratio of SAR at M2 to SAR at M1 = 48.9%

Info: Interpolated medium parameters used for SAR evaluation.  
 Maximum value of SAR (measured) = 8.37 W/kg



Date/Time: 4/26/2024 9:08:09 AM

Test Laboratory : SGS Korea (Gunpo Laboratory)  
 File Name: [Verification 2450MHz 2024 04 26.da53-0](#)

Input Power: 100 mW

**DUT: Dipole 2450 MHz D2450V2; Type: D2450V2; Serial: D2450V2 - SN:734**

Communication System: UID 0, CW (0); Frequency: 2450 MHz; Duty Cycle: 1:1  
 Medium parameters used (interpolated):  $f = 2450$  MHz;  $\sigma = 1.81$  S/m;  $\epsilon_r = 39.22$ ;  $\rho = 1000$  kg/m<sup>3</sup>  
 Phantom section: Flat Section

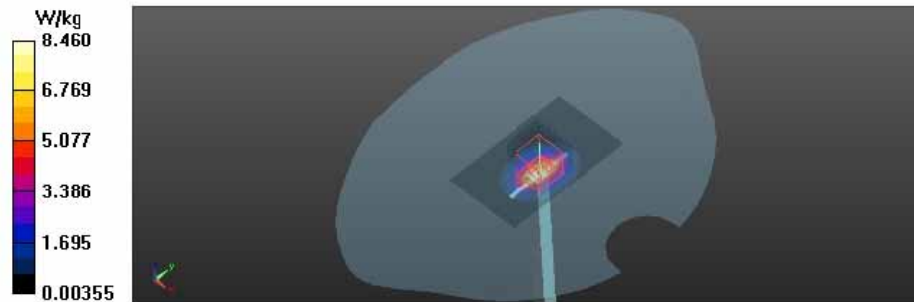
DASY52 Configuration:  
 - Probe: EX3DV4 - SN3986; ConvF(7.54, 7.26, 7.7) @ 2450 MHz; Calibrated: 1/24/2024  
 - Sensor-Surface: 1.4mm (Mechanical Surface Detection)  
 - Electronics: DAF4 Sn1340; Calibrated: 5/25/2023  
 - Phantom: SAM 1300 (20deg probe tilt); Type: QD000P40CD; Serial: TP:1300  
 - DASY52 52.10.4(1527)SEMCAD X 14.6.14(7483)

**Verification/Verification 2450MHz/Area Scan (61x101x1):** Interpolated grid: dx=1.000 mm, dy=1.000 mm

Info: Interpolated medium parameters used for SAR evaluation.  
 Maximum value of SAR (interpolated) = 8.46 W/kg

**Verification/Verification 2450MHz/Zoom Scan (7x7x7)/Cube 0:** Measurement grid: dx=5mm, dy=5mm, dz=5mm  
 Reference Value = 61.63 V/m; Power Drift = -0.05 dB  
 Peak SAR (extrapolated) = 10.2 W/kg  
**SAR(1 g) = 5 W/kg; SAR(10 g) = 2.31 W/kg**  
 Smallest distance from peaks to all points 3 dB below = 9 mm  
 Ratio of SAR at M2 to SAR at M1 = 48.9%

Info: Interpolated medium parameters used for SAR evaluation.  
 Maximum value of SAR (measured) = 8.34 W/kg



## Appendix A.2 SAR Test Plots for Bluetooth Classic

Date/Time: 4/23/2024 2:18:31 PM

Test Laboratory : SGS Korea (Gunpo Laboratory)  
 File Name: [BT\\_Edge1\\_GFSK\\_DH5\\_CH39\\_Right\\_Unit\\_da53:0](#)

**DUT: SM-R530\_Right Unit; Type: Bluetooth Headset; Serial: 1**

Communication System: U1D 0, Bluetooth (0); Frequency: 2441 MHz; Duty Cycle: 1:1.29957  
 Medium parameters used (interpolated):  $f = 2441 \text{ MHz}$ ;  $\sigma = 1.803 \text{ S/m}$ ;  $\epsilon_r = 39.706$ ;  $\rho = 1000 \text{ kg/m}^3$   
 Phantom section: Flat Section


DASY52 Configuration:  
 - Probe: EX3DV4 - SN3986; ConvF(7.54, 7.26, 7.7) @ 2441 MHz; Calibrated: 1/24/2024  
 - Sensor-Surface: 1.4mm (Mechanical Surface Detection)  
 - Electronics: DAE4 Sn1340; Calibrated: 5/25/2023  
 - Phantom: SAM 1300 (20deg probe tilt); Type: QD000P40CD; Serial: TP:1300  
 - DASY52 52.10.4(1527)SEMCAD X 14.6.14(7483)

**Head/BT\_Edge1\_GFSK\_DH5\_CH39\_Right Unit/Area Scan (91x91x1):** Interpolated grid:  $dx=1.000 \text{ mm}$ ,  $dy=1.000 \text{ mm}$

Info: Interpolated medium parameters used for SAR evaluation.  
 Maximum value of SAR (interpolated) = 0.952 W/kg

**Head/BT\_Edge1\_GFSK\_DH5\_CH39\_Right Unit/Zoom Scan (11x11x8)/Cube 0:** Measurement grid  
 $dx=3\text{mm}$ ,  $dy=3\text{mm}$ ,  $dz=1.4\text{mm}$   
 Reference Value = 13.78 V/m; Power Drift = -0.14 dB  
 Peak SAR (extrapolated) = 6.62 W/kg  
**SAR(1 g) = 0.453 W/kg; SAR(10 g) = 0.103 W/kg**  
 Smallest distance from peaks to all points 3 dB below = 3.2 mm  
 Ratio of SAR at M2 to SAR at M1 = 40.9%

Info: Interpolated medium parameters used for SAR evaluation.  
 Maximum value of SAR (measured) = 1.53 W/kg



### Appendix A.3 SAR Test Plots for Bluetooth LE

Date/Time: 4/26/2024 2:40:01 PM

Test Laboratory : SGS Korea (Gunpo Laboratory)  
 File Name: [BTLE\\_Edge3\\_1M\\_255byte\\_CH39\\_Right\\_Unit.da53:0](#)

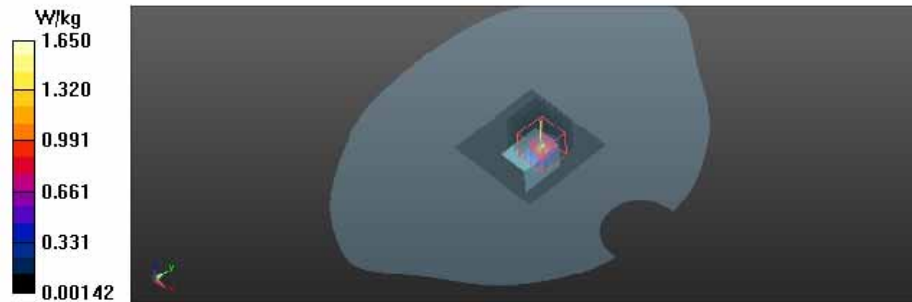
**DUT: SM-R530\_Right Unit; Type: Bluetooth Headset; Serial: 1**

Communication System: UID 0, Bluetooth LE (0); Frequency: 2480 MHz; Duty Cycle: 1:1.17436  
 Medium parameters used:  $f = 2480$  MHz;  $\sigma = 1.851$  S/m;  $\epsilon_r = 39.105$ ;  $\rho = 1000$  kg/m<sup>3</sup>  
 Phantom section: Flat Section

DASY52 Configuration:  
 - Probe: EX3DV4 - SN3986; ConvF(7.54, 7.26, 7.7) @ 2480 MHz; Calibrated: 1/24/2024  
 - Sensor-Surface: 1.4mm (Mechanical Surface Detection)  
 - Electronics: DAE4 Sn1340; Calibrated: 5/25/2023  
 - Phantom: SAM 1300 (20deg probe tilt); Type: QD000P40CD; Serial: TP:1300  
 - DASY52 52.10.4(1527)SEMCAD X 14.6.14(7483)

**Head/BTLE\_Edge3\_1M\_255byte\_CH39\_Right Unit/Area Scan (71x71x1):** Interpolated grid: dx=1.000 mm, dy=1.000 mm  
 Maximum value of SAR (interpolated) = 1.65 W/kg

**Head/BTLE\_Edge3\_1M\_255byte\_CH39\_Right Unit/Zoom Scan (7x7x7)/Cube 0:** Measurement grid: dx=5mm, dy=5mm, dz=5mm  
 Reference Value = 8 788 V/m; Power Drift = -0 11 dB  
 Peak SAR (extrapolated) = 3.69 W/kg  
**SAR(1 g) = 0.608 W/kg; SAR(10 g) = 0.180 W/kg**  
 Smallest distance from peaks to all points 3 dB below = 4.5 mm  
 Ratio of SAR at M2 to SAR at M1 = 14%  
 Maximum value of SAR (measured) = 1.83 W/kg



**Appendix B.1 Uncertainty Analysis**

| a  | c         | d      | e =<br>f(d,k) | f    | g     | h =          | i =          | k       |
|--|-----------|--------|---------------|------|-------|--------------|--------------|---------|
|  |           |        |               |      |       | cxg/e        | cxg/e        |         |
| Uncertainty Component  | Tol       | Prob . | Div.          | Ci   | Ci    | lg           | lg           | Vi      |
|  | (%)       | Dist.  |               | (1g) | (10g) | ui (%)       | ui (%)       | (Veff)  |
| Probe calibration  | 6.55      | N      | 1.00          | 1.00 | 1.00  | 6.55         | 6.55         |         |
| Axial Isotropy   | 4.70      | R      | 1.73          | 0.71 | 0.71  | 1.92         | 1.92         |         |
| Hemispherical Isotropy   | 9.60      | R      | 1.73          | 0.71 | 0.71  | 3.92         | 3.92         |         |
| Boundary Effects   | 2.00      | R      | 1.73          | 1.00 | 1.00  | 1.15         | 1.15         |         |
| Linearity  | 4.70      | R      | 1.73          | 1.00 | 1.00  | 2.71         | 2.71         |         |
| System Detection Limits  | 0.25      | R      | 1.73          | 1.00 | 1.00  | 0.14         | 0.14         |         |
| Modulation Response  | 4.80      | R      | 1.73          | 1.00 | 1.00  | 2.77         | 2.77         |         |
| Readout Electronics  | 0.30      | N      | 1.00          | 1.00 | 1.00  | 0.30         | 0.30         |         |
| Response Time  | 0.80      | R      | 1.73          | 1.00 | 1.00  | 0.46         | 0.46         |         |
| Integration Time   | 2.60      | R      | 1.73          | 1.00 | 1.00  | 1.50         | 1.50         |         |
| RF Ambient Noise   | 3.00      | R      | 1.73          | 1.00 | 1.00  | 1.73         | 1.73         |         |
| RF Ambient Reflections   | 3.00      | R      | 1.73          | 1.00 | 1.00  | 1.73         | 1.73         |         |
| Probe Positioner mechanical tolerance  | 0.40      | R      | 1.73          | 1.00 | 1.00  | 0.23         | 0.23         |         |
| Probe Positioning with respect to phantom shell                                  | 6.70      | R      | 1.73          | 1.00 | 1.00  | 3.87         | 3.87         |         |
| Extrapolation, interpolation, and integration algorithms for max. SAR evaluation | 4.00      | R      | 1.73          | 1.00 | 1.00  | 2.31         | 2.31         |         |
| Test sample positioning  | 1.88/1.97 | N      | 1.00          | 1.00 | 1.00  | 1.88         | 1.97         | 35      |
| Device holder uncertainty  | 3.07/3.21 | N      | 1.00          | 1.00 | 1.00  | 3.07         | 3.21         | 3       |
| Output power variation - SAR drift measurement                                   | 5.00      | R      | 1.73          | 1.00 | 1.00  | 2.89         | 2.89         |         |
| Phantom uncertainty  | 6.60      | R      | 1.73          | 1.00 | 1.00  | 3.81         | 3.81         |         |
| Liquid conductivity- Target  | 5.00      | N      | 1.00          | 0.78 | 0.71  | 3.90         | 3.55         |         |
| Liquid conductivity- measurement   | 3.10      | N      | 1.00          | 0.78 | 0.71  | 2.42         | 2.20         | 71      |
| Liquid permittivity- Target  | 5.00      | N      | 1.00          | 0.23 | 0.26  | 1.15         | 1.30         |         |
| Liquid permittivity- measurement   | 2.86      | N      | 1.00          | 0.23 | 0.26  | 0.66         | 0.74         | 71      |
| Liquid conductivity-temperature  | 2.46      | R      | 1.73          | 0.78 | 0.71  | 1.11         | 1.01         | 20      |
| Liquid permittivity - temperature  | 0.59      | R      | 1.73          | 0.23 | 0.26  | 0.08         | 0.09         | 20      |
| Combined standard uncertainty  |           |        | RSS           |      |       | 12.93        | 12.85        | 854/502 |
| Expanded uncertainty (95% CONFIDENCE INTERVAL)                                   |           |        | k=2           |      |       | <b>25.86</b> | <b>25.70</b> |         |

**Appendix C.1 Calibration certificate for Probe (S/N : 3986)**

**Calibration Laboratory of**  
 Schmid & Partner  
 Engineering AG  
 Zeughausstrasse 43, 8004 Zurich, Switzerland



S Schweizerischer Kalibrierdienst  
 C Service suisse d'étalonnage  
 S Servizio svizzero di taratura  
 S Swiss Calibration Service

Accredited by the Swiss Accreditation Service (SAS)  
 The Swiss Accreditation Service is one of the signatories to the EA  
 Multilateral Agreement for the recognition of calibration certificates

Accreditation No.: SCS 0108

Client **SGS**  
 Gyeonggi-do, Republic of Korea

Certificate No. **EX-3986\_Jan24**

**CALIBRATION CERTIFICATE**

Object **EX3DV4 - SN:3986**

Calibration procedure(s) **QA CAL-01.v10, QA CAL-12.v10, QA CAL-14.v7, QA CAL-23.v6,  
 QA CAL-25.v8  
 Calibration procedure for dosimetric E-field probes**

Calibration date **January 24, 2024**



This calibration certificate documents the traceability to national standards, which realize the physical units of measurements (SI).  
 The measurements and the uncertainties with confidence probability are given on the following pages and are part of the certificate.  
 All calibrations have been conducted in the closed laboratory facility: environment temperature (22 ± 3) °C and humidity < 70%.  
 Calibration Equipment used (M&TE critical for calibration)

| Primary Standards          | ID               | Cal Date (Certificate No.)        | Scheduled Calibration |
|----------------------------|------------------|-----------------------------------|-----------------------|
| Power meter NRP2           | SN: 104776       | 30-Mar-23 (No. 217-03804/03805)   | Mar-24                |
| Power sensor NRP-Z91       | SN: 103244       | 30-Mar-23 (No. 217-03804)         | Mar-24                |
| OCP DAK-3.5 (weighted)     | SN: 1249         | 05-Oct-23 (OCP-DAK3.5-1249_Oct23) | Oct-24                |
| OCP DAK-12                 | SN: 1016         | 05-Oct-23 (OCP-DAK12-1016_Oct23)  | Oct-24                |
| Reference 20 dB Attenuator | SN: CC2552 (20x) | 30-Mar-23 (No. 217-03809)         | Mar-24                |
| DAE4                       | SN: 680          | 16-Mar-23 (No. DAE4-680_Mar23)    | Mar-24                |
| Reference Probe EX3DV4     | SN: 7349         | 03-Nov-23 (No. EX3-7349_Nov23)    | Nov-24                |

| Secondary Standards     | ID               | Check Date (in house)             | Scheduled Check        |
|-------------------------|------------------|-----------------------------------|------------------------|
| Power meter E4419B      | SN: GB41293874   | 06-Apr-18 (in house check Jun-22) | In house check: Jun-24 |
| Power sensor E4412A     | SN: MY41498067   | 06-Apr-18 (in house check Jun-22) | In house check: Jun-24 |
| Power sensor E4412A     | SN: 000110210    | 06-Apr-18 (in house check Jun-22) | In house check: Jun-24 |
| RF generator HP 8648C   | SN: US3642U01700 | 04-Aug-99 (in house check Jun-22) | In house check: Jun-24 |
| Network Analyzer E8358A | SN: US41080477   | 31-Mar-14 (in house check Oct-22) | In house check: Oct-24 |

|               |                             |  |            |
|---------------|-----------------------------|--|------------|
| Calibrated by | Name: <b>Jeton Kastrati</b> | Function: <b>Laboratory Technician</b> | Signature: |
| Approved by   | Name: <b>Sven Köhn</b>      | Function: <b>Technical Manager</b>     | Signature: |

Issued: January 25, 2024

This calibration certificate shall not be reproduced except in full without written approval of the laboratory.

**Calibration Laboratory of  
 Schmid & Partner  
 Engineering AG**

Zeughausstrasse 43, 8004 Zurich, Switzerland



**S** Schweizerischer Kalibrierdienst  
**C** Service suisse d'étalonnage  
**S** Servizio svizzero di taratura  
**S** Swiss Calibration Service

Accredited by the Swiss Accreditation Service (SAS)  
 The Swiss Accreditation Service is one of the signatories to the EA  
 Multilateral Agreement for the recognition of calibration certificates

Accreditation No.: **SCS 0108**

**Glossary**

|                        |  |
|------------------------|--|
| TSL                    | tissue simulating liquid   |
| NORM <sub>x,y,z</sub>  | sensitivity in free space  |
| ConvF                  | sensitivity in TSL / NORM <sub>x,y,z</sub>   |
| DCP                    | diode compression point  |
| CF                     | crest factor (1/duty_cycle) of the RF signal   |
| A, B, C, D             | modulation dependent linearization parameters  |
| Polarization $\varphi$ | $\varphi$ rotation around probe axis   |
| Polarization $\theta$  | $\theta$ rotation around an axis that is in the plane normal to probe axis (at measurement center), i.e., $\theta = 0$ is normal to probe axis |
| Connector Angle        | information used in DASY system to align probe sensor X to the robot coordinate system   |

**Calibration is Performed According to the Following Standards:**

- a) IEC/IEEE 62209-1528, "Measurement Procedure For The Assessment Of Specific Absorption Rate Of Human Exposure To Radio Frequency Fields From Hand-Held And Body-Worn Wireless Communication Devices – Part 1528: Human Models, Instrumentation And Procedures (Frequency Range of 4 MHz to 10 GHz)", October 2020.
- b) KDB 885664, "SAR Measurement Requirements for 100 MHz to 8 GHz"

**Methods Applied and Interpretation of Parameters:**

- **NORM<sub>x,y,z</sub>**: Assessed for E-field polarization  $\theta = 0$  ( $f \leq 900$  MHz in TEM-cell;  $f > 1800$  MHz: R22 waveguide). NORM<sub>x,y,z</sub> are only intermediate values, i.e., the uncertainties of NORM<sub>x,y,z</sub> does not affect the E<sup>2</sup>-field uncertainty inside TSL (see below ConvF).
- **NORM(f)<sub>x,y,z</sub> = NORM<sub>x,y,z</sub> \* frequency\_response** (see Frequency Response Chart). This linearization is implemented in DASY4 software versions later than 4.2. The uncertainty of the frequency response is included in the stated uncertainty of ConvF.
- **DCP<sub>x,y,z</sub>**: DCP are numerical linearization parameters assessed based on the data of power sweep with CW signal. DCP does not depend on frequency nor media.
- **PAR**: PAR is the Peak to Average Ratio that is not calibrated but determined based on the signal characteristics
- **A<sub>x,y,z</sub>; B<sub>x,y,z</sub>; C<sub>x,y,z</sub>; D<sub>x,y,z</sub>; VR<sub>x,y,z</sub>**: A, B, C, D are numerical linearization parameters assessed based on the data of power sweep for specific modulation signal. The parameters do not depend on frequency nor media, VR is the maximum calibration range expressed in RMS voltage across the diode.
- **ConvF and Boundary Effect Parameters**: Assessed in flat phantom using E-field (or Temperature Transfer Standard for  $f \leq 800$  MHz) and inside waveguide using analytical field distributions based on power measurements for  $f > 800$  MHz. The same setups are used for assessment of the parameters applied for boundary compensation (alpha, depth) of which typical uncertainty values are given. These parameters are used in DASY4 software to improve probe accuracy close to the boundary. The sensitivity in TSL corresponds to NORM<sub>x,y,z</sub> \* ConvF whereby the uncertainty corresponds to that given for ConvF. A frequency dependent ConvF is used in DASY version 4.4 and higher which allows extending the validity from  $\pm 50$  MHz to  $\pm 100$  MHz.
- **Spherical isotropy (3D deviation from isotropy)**: in a field of low gradients realized using a flat phantom exposed by a patch antenna.
- **Sensor Offset**: The sensor offset corresponds to the offset of virtual measurement center from the probe tip (on probe axis). No tolerance required.
- **Connector Angle**: The angle is assessed using the information gained by determining the NORM<sub>x</sub> (no uncertainty required).

EX3DV4 - SN:3986

January 24, 2024

**Parameters of Probe: EX3DV4 - SN:3986**

**Basic Calibration Parameters**

|   | Sensor X | Sensor Y | Sensor Z | Unc (k = 2) |
|---|----------|----------|----------|-------------|
| Norm ( $\mu\text{V}/(\text{V}/\text{m})^2$ ) <sup>A</sup> | 0.51     | 0.54     | 0.48     | ±10.1%      |
| DCP (mV) <sup>B</sup>                                     | 99.9     | 99.3     | 102.5    | ±4.7%       |

**Calibration Results for Modulation Response**

| UID   | Communication System Name   |   | A<br>dB | B<br>dB $\sqrt{\mu\text{V}}$ | C     | D<br>dB | VR<br>mV | Max<br>dev. | Max<br>Unc <sup>E</sup><br>k = 2 |
|-------|-----------------------------|---|---------|------------------------------|-------|---------|----------|-------------|----------------------------------|
| 0     | CW                          | X | 0.00    | 0.00                         | 1.00  | 0.00    | 115.9    | ±2.9%       | ±4.7%                            |
|       |                             | Y | 0.00    | 0.00                         | 1.00  |         |          |             |                                  |
|       |                             | Z | 0.00    | 0.00                         | 1.00  |         |          |             |                                  |
| 10352 | Pulse Waveform (200Hz, 10%) | X | 20.00   | 92.64                        | 22.04 | 10.00   | 60.0     | ±2.5%       | ±9.6%                            |
|       |                             | Y | 20.00   | 95.27                        | 23.75 |         |          |             |                                  |
|       |                             | Z | 20.00   | 92.28                        | 21.73 |         |          |             |                                  |
| 10353 | Pulse Waveform (200Hz, 20%) | X | 20.00   | 93.64                        | 21.67 | 6.99    | 80.0     | ±1.1%       | ±9.6%                            |
|       |                             | Y | 20.00   | 96.76                        | 23.37 |         |          |             |                                  |
|       |                             | Z | 20.00   | 95.44                        | 22.45 |         |          |             |                                  |
| 10354 | Pulse Waveform (200Hz, 40%) | X | 20.00   | 98.08                        | 22.66 | 3.98    | 95.0     | ±1.4%       | ±9.6%                            |
|       |                             | Y | 20.00   | 100.95                       | 23.96 |         |          |             |                                  |
|       |                             | Z | 20.00   | 105.58                       | 26.26 |         |          |             |                                  |
| 10355 | Pulse Waveform (200Hz, 60%) | X | 20.00   | 105.27                       | 24.83 | 2.22    | 120.0    | ±1.5%       | ±9.6%                            |
|       |                             | Y | 20.00   | 107.61                       | 25.65 |         |          |             |                                  |
|       |                             | Z | 20.00   | 125.17                       | 34.15 |         |          |             |                                  |
| 10387 | QPSK Waveform, 1 MHz        | X | 1.76    | 66.44                        | 15.40 | 1.00    | 150.0    | ±2.0%       | ±9.6%                            |
|       |                             | Y | 1.80    | 66.02                        | 15.36 |         |          |             |                                  |
|       |                             | Z | 2.18    | 71.31                        | 18.20 |         |          |             |                                  |
| 10388 | QPSK Waveform, 10 MHz       | X | 2.33    | 68.56                        | 16.10 | 0.00    | 150.0    | ±0.9%       | ±9.6%                            |
|       |                             | Y | 2.40    | 68.68                        | 16.07 |         |          |             |                                  |
|       |                             | Z | 2.93    | 73.29                        | 18.77 |         |          |             |                                  |
| 10396 | 64-QAM Waveform, 100 kHz    | X | 3.04    | 71.16                        | 19.17 | 3.01    | 150.0    | ±0.7%       | ±9.6%                            |
|       |                             | Y | 3.25    | 71.32                        | 19.22 |         |          |             |                                  |
|       |                             | Z | 3.58    | 75.63                        | 21.75 |         |          |             |                                  |
| 10399 | 64-QAM Waveform, 40 MHz     | X | 3.58    | 67.39                        | 15.96 | 0.00    | 150.0    | ±0.9%       | ±9.6%                            |
|       |                             | Y | 3.64    | 67.48                        | 15.99 |         |          |             |                                  |
|       |                             | Z | 3.82    | 68.99                        | 17.05 |         |          |             |                                  |
| 10414 | WLAN CCDF, 64-QAM, 40 MHz   | X | 4.94    | 65.79                        | 15.63 | 0.00    | 150.0    | ±2.1%       | ±9.6%                            |
|       |                             | Y | 5.05    | 65.83                        | 15.66 |         |          |             |                                  |
|       |                             | Z | 5.04    | 66.51                        | 16.20 |         |          |             |                                  |

Note: For details on UID parameters see Appendix

The reported uncertainty of measurement is stated as the standard uncertainty of measurement multiplied by the coverage factor k=2, which for a normal distribution corresponds to a coverage probability of approximately 95%.

<sup>A</sup> The uncertainties of Norm X,Y,Z do not affect the E<sup>2</sup>-field uncertainty inside TSL (see Pages 5 and 6).

<sup>B</sup> Linearization parameter uncertainty for maximum specified field strength.

<sup>E</sup> Uncertainty is determined using the max. deviation from linear response applying rectangular distribution and is expressed for the square of the field value.



EX3DV4 - SN:3986

January 24, 2024

**Parameters of Probe: EX3DV4 - SN:3986**

**Sensor Model Parameters**

|   | C1<br>IF | C2<br>IF | $\alpha$<br>V <sup>-1</sup> | T1<br>ms V <sup>-2</sup> | T2<br>ms V <sup>-1</sup> | T3<br>ms | T4<br>V <sup>-2</sup> | T5<br>V <sup>-1</sup> | T6   |
|---|----------|----------|-----------------------------|--------------------------|--------------------------|----------|-----------------------|-----------------------|------|
| x | 48.8     | 380.34   | 34.88                       | 24.55                    | 0.09                     | 5.10     | 1.37                  | 0.22                  | 1.01 |
| y | 58.4     | 436.31   | 35.65                       | 18.73                    | 0.50                     | 5.10     | 0.85                  | 0.40                  | 1.01 |
| z | 45.4     | 332.11   | 34.64                       | 20.86                    | 0.00                     | 5.10     | 1.58                  | 0.13                  | 1.01 |

**Other Probe Parameters**

|   |            |
|---|------------|
| Sensor Arrangement                            | Triangular |
| Connector Angle                               | -50.1°     |
| Mechanical Surface Detection Mode             | enabled    |
| Optical Surface Detection Mode                | disabled   |
| Probe Overall Length                          | 337 mm     |
| Probe Body Diameter                           | 10 mm      |
| Tip Length                                    | 9 mm       |
| Tip Diameter                                  | 2.5 mm     |
| Probe Tip to Sensor X Calibration Point       | 1 mm       |
| Probe Tip to Sensor Y Calibration Point       | 1 mm       |
| Probe Tip to Sensor Z Calibration Point       | 1 mm       |
| Recommended Measurement Distance from Surface | 1.4 mm     |

Note: Measurement distance from surface can be increased to 3-4 mm for an Area Scan job.

EX3DV4 - SN:3986

January 24, 2024

**Parameters of Probe: EX3DV4 - SN:3986**

**Calibration Parameter Determined in Head Tissue Simulating Media**

| f (MHz) <sup>C</sup> | Relative Permittivity <sup>F</sup> | Conductivity <sup>F</sup> (S/m) | ConvF X | ConvF Y | ConvF Z | Alpha <sup>G</sup> | Depth <sup>G</sup> (mm) | Unc (k = 2) |
|----------------------|------------------------------------|---------------------------------|---------|---------|---------|--------------------|-------------------------|-------------|
| 600                  | 42.7                               | 0.88                            | 10.92   | 10.92   | 10.92   | 0.10               | 1.25                    | ±13.3%      |
| 750                  | 41.9                               | 0.89                            | 9.57    | 9.37    | 10.19   | 0.42               | 1.27                    | ±12.0%      |
| 835                  | 41.5                               | 0.90                            | 10.14   | 9.75    | 9.24    | 0.37               | 1.27                    | ±12.0%      |
| 900                  | 41.5                               | 0.97                            | 9.65    | 9.26    | 9.76    | 0.38               | 1.27                    | ±12.0%      |
| 1640                 | 40.2                               | 1.31                            | 8.35    | 7.99    | 8.56    | 0.46               | 1.27                    | ±12.0%      |
| 1750                 | 40.1                               | 1.37                            | 8.64    | 8.22    | 8.75    | 0.27               | 1.27                    | ±12.0%      |
| 1900                 | 40.0                               | 1.40                            | 8.32    | 7.99    | 8.47    | 0.28               | 1.27                    | ±12.0%      |
| 1950                 | 40.0                               | 1.40                            | 8.25    | 7.92    | 8.41    | 0.28               | 1.27                    | ±12.0%      |
| 2300                 | 39.5                               | 1.67                            | 7.85    | 7.54    | 8.02    | 0.30               | 1.27                    | ±12.0%      |
| 2450                 | 39.2                               | 1.80                            | 7.54    | 7.26    | 7.70    | 0.30               | 1.27                    | ±12.0%      |
| 2600                 | 39.0                               | 1.96                            | 7.96    | 7.62    | 8.14    | 0.29               | 1.27                    | ±12.0%      |
| 3300                 | 38.2                               | 2.71                            | 7.36    | 7.07    | 7.52    | 0.36               | 1.27                    | ±14.0%      |
| 3500                 | 37.9                               | 2.91                            | 7.20    | 6.90    | 7.30    | 0.35               | 1.27                    | ±14.0%      |
| 3700                 | 37.7                               | 3.12                            | 7.16    | 6.86    | 7.30    | 0.35               | 1.27                    | ±14.0%      |
| 3900                 | 37.5                               | 3.32                            | 6.92    | 6.61    | 7.03    | 0.36               | 1.27                    | ±14.0%      |
| 4100                 | 37.2                               | 3.53                            | 6.64    | 6.57    | 6.97    | 0.36               | 1.27                    | ±14.0%      |
| 4400                 | 36.9                               | 3.84                            | 6.65    | 6.39    | 6.77    | 0.36               | 1.27                    | ±14.0%      |
| 4600                 | 36.7                               | 4.04                            | 6.74    | 6.26    | 6.91    | 0.36               | 1.27                    | ±14.0%      |
| 4800                 | 36.4                               | 4.25                            | 6.68    | 6.43    | 6.82    | 0.37               | 1.27                    | ±14.0%      |
| 4950                 | 36.3                               | 4.40                            | 6.41    | 6.07    | 6.47    | 0.42               | 1.36                    | ±14.0%      |
| 5200                 | 36.0                               | 4.66                            | 5.52    | 5.24    | 5.58    | 0.31               | 1.66                    | ±14.0%      |
| 5300                 | 35.9                               | 4.76                            | 5.24    | 5.01    | 5.37    | 0.33               | 1.66                    | ±14.0%      |
| 5500                 | 35.6                               | 4.96                            | 4.96    | 4.85    | 5.15    | 0.35               | 1.80                    | ±14.0%      |
| 5600                 | 35.5                               | 5.07                            | 4.81    | 4.66    | 4.96    | 0.40               | 1.67                    | ±14.0%      |
| 5800                 | 35.3                               | 5.27                            | 4.70    | 4.56    | 4.81    | 0.38               | 1.86                    | ±14.0%      |
| 5850                 | 35.2                               | 5.32                            | 4.65    | 4.46    | 4.77    | 0.42               | 1.78                    | ±14.0%      |

<sup>C</sup> Frequency validity above 300 MHz of ±100 MHz only applies for DASY v4.4 and higher (see Page 2), else it is restricted to ±50 MHz. The uncertainty is the RSS of the ConvF uncertainty at calibration frequency and the uncertainty for the indicated frequency band. Frequency validity below 300 MHz is ±10, 25, 40, 50 and 70 MHz for ConvF assessments at 30, 64, 128, 150 and 220 MHz respectively. Validity of ConvF assessed at 6 MHz is 4-6 MHz, and ConvF assessed at 13 MHz is 9-19 MHz. Above 5 GHz frequency validity can be extended to ±110 MHz.

<sup>F</sup> The probes are calibrated using tissue simulating liquids (TSL) that deviate for  $\epsilon$  and  $\sigma$  by less than ±5% from the target values (typically better than ±3%) and are valid for TSL with deviations of up to ±10%. If TSL with deviations from the target of less than ±5% are used, the calibration uncertainties are 11.1% for 0.7 - 3 GHz and 13.1% for 3 - 6 GHz.

<sup>G</sup> Alpha/Depth are determined during calibration. SPEAG warrants that the remaining deviation due to the boundary effect after compensation is always less than ±1% for frequencies below 3 GHz and below ±2% for frequencies between 3-6 GHz at any distance larger than half the probe tip diameter from the boundary.

EX3DV4 - SN:3986

January 24, 2024

**Parameters of Probe: EX3DV4 - SN:3986**

**Calibration Parameter Determined in Head Tissue Simulating Media**

| f (MHz) <sup>C</sup> | Relative Permittivity <sup>F</sup> | Conductivity <sup>F</sup> (S/m) | ConvF X | ConvF Y | ConvF Z | Alpha <sup>G</sup> | Depth <sup>G</sup> (mm) | Unc (k = 2) |
|----------------------|------------------------------------|---------------------------------|---------|---------|---------|--------------------|-------------------------|-------------|
| 6500                 | 34.5                               | 6.07                            | 5.58    | 5.70    | 6.37    | 0.20               | 2.50                    | ±18.6%      |
| 7000                 | 33.9                               | 6.65                            | 5.80    | 5.82    | 6.36    | 0.20               | 2.00                    | ±18.6%      |

<sup>C</sup> Frequency validity at 6.5 GHz is -600/+700 MHz, and ±700 MHz at or above 7 GHz. The uncertainty is the RSS of the ConvF uncertainty at calibration frequency and the uncertainty for the indicated frequency band.

<sup>F</sup> The probes are calibrated using tissue simulating liquids (TSL) that deviate for  $\epsilon$  and  $\sigma$  by less than ±10% from the target values (typically better than ±6%) and are valid for TSL with deviations of up to ±10%.

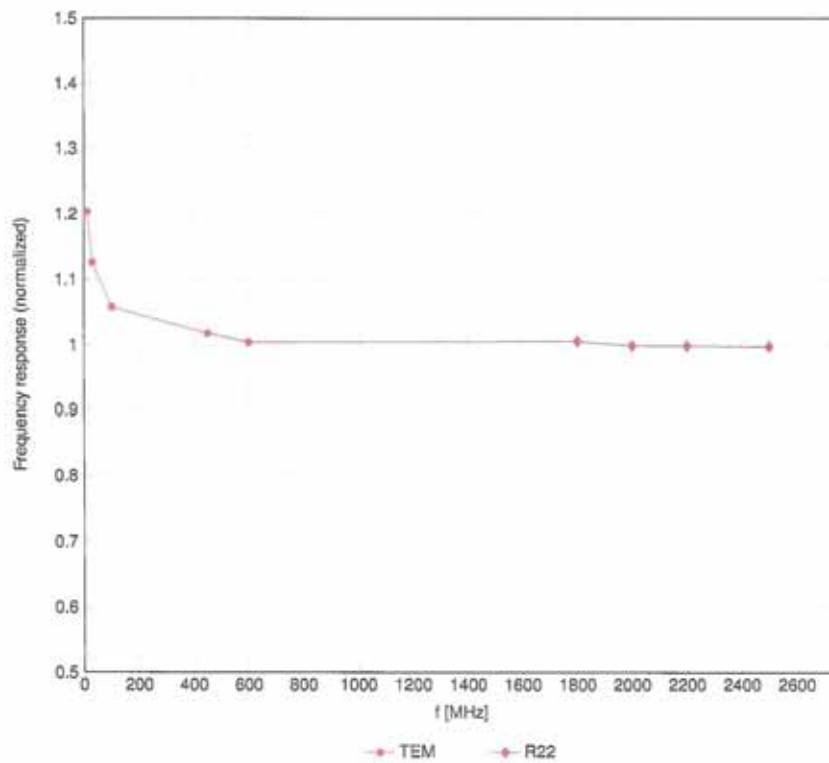
<sup>G</sup> Alpha/Depth are determined during calibration. SPEAQ warrants that the remaining deviation due to the boundary effect after compensation is always less than ±1% for frequencies below 3 GHz; below ±2% for frequencies between 3–6 GHz; and below ±4% for frequencies between 6–10 GHz at any distance larger than half the probe tip diameter from the boundary.

EX3DV4 - SN:3986

January 24, 2024

### Frequency Response of E-Field

(TEM-Cell:ifi110 EXX, Waveguide:R22)

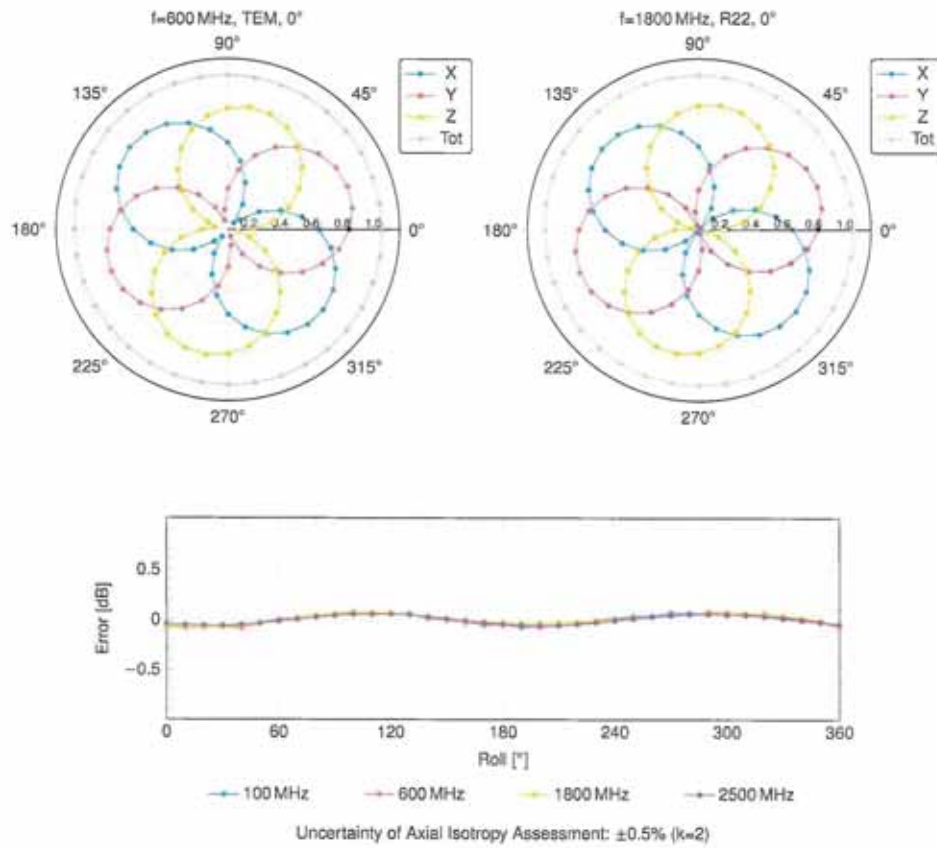


Uncertainty of Frequency Response of E-field:  $\pm 6.3\%$  (k=2)

EX3DV4 - SN:3986

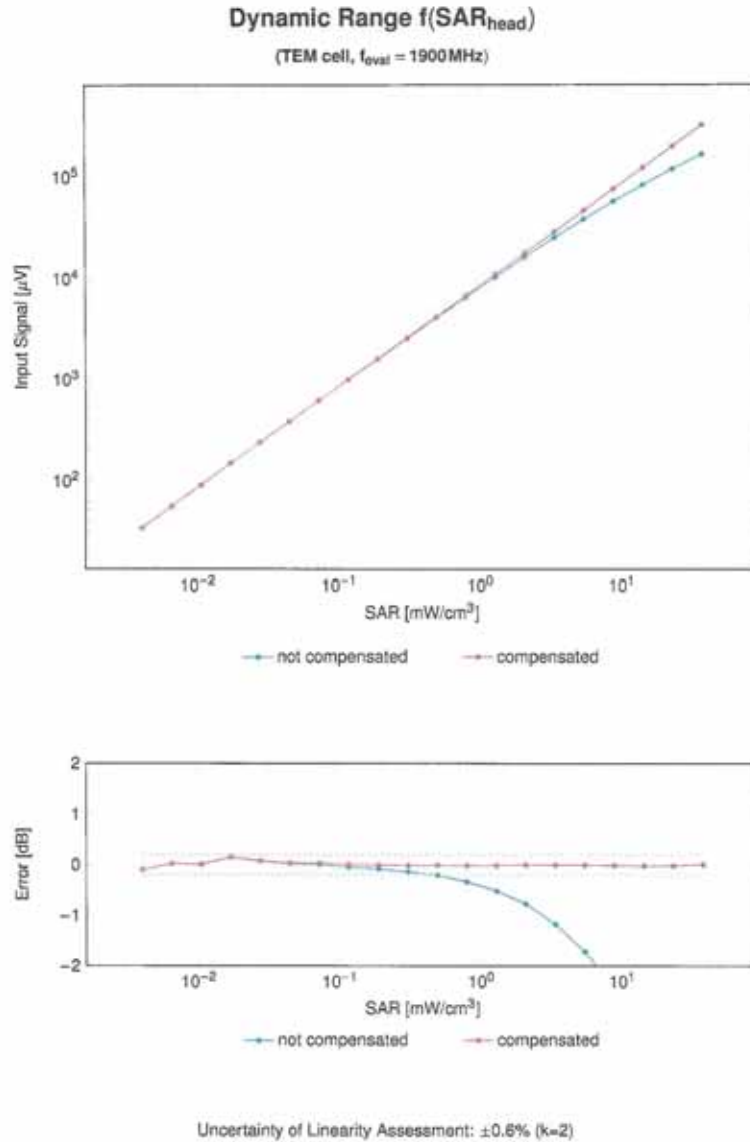
January 24, 2024

**Receiving Pattern ( $\phi$ ),  $\theta = 0^\circ$**



EX3DV4 - SN:3986

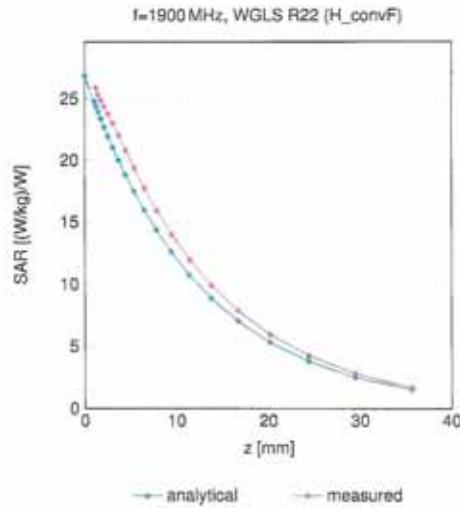
January 24, 2024



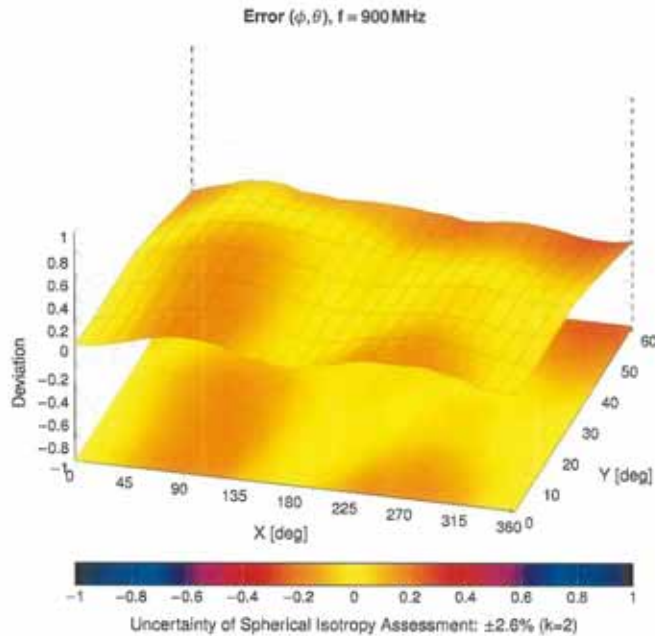
EX3DV4 - SN:3986

January 24, 2024

### Conversion Factor Assessment



### Deviation from Isotropy in Liquid



EX3DV4 - SN:3986

January 24, 2024

**Appendix: Modulation Calibration Parameters**

| UID   | Rev | Communication System Name                          | Group     | PAR (dB) | Unc <sup>E</sup> k = 2 |
|-------|-----|--|-----------|----------|------------------------|
| 0     |     | CW   | CW        | 0.00     | ±4.7                   |
| 10010 | CAB | SAR Validation (Square, 100ms, 10ms)               | Test      | 10.00    | ±9.6                   |
| 10011 | CAC | UMTS-FDD (WCDMA)                                   | WCDMA     | 2.91     | ±9.6                   |
| 10012 | CAB | IEEE 802.11b WiFi 2.4GHz (DSSS, 1 Mbps)            | WLAN      | 1.87     | ±9.6                   |
| 10013 | CAB | IEEE 802.11g WiFi 2.4GHz (DSSS OFDM, 6 Mbps)       | WLAN      | 9.46     | ±9.6                   |
| 10021 | DAC | GSM-FDD (TDMA, GMSK)                               | GSM       | 9.39     | ±9.6                   |
| 10023 | DAC | GPRS-FDD (TDMA, GMSK, TN 0)                        | GSM       | 9.57     | ±9.6                   |
| 10024 | DAC | GPRS-FDD (TDMA, GMSK, TN 0-1)                      | GSM       | 6.58     | ±9.6                   |
| 10025 | DAC | EDGE-FDD (TDMA, 8PSK, TN 0)                        | GSM       | 12.62    | ±9.6                   |
| 10026 | DAC | EDGE-FDD (TDMA, 8PSK, TN 0-1)                      | GSM       | 9.55     | ±9.6                   |
| 10027 | DAC | GPRS-FDD (TDMA, GMSK, TN 0-1-2)                    | GSM       | 4.80     | ±9.6                   |
| 10028 | DAC | GPRS-FDD (TDMA, GMSK, TN 0-1-2-3)                  | GSM       | 3.55     | ±9.6                   |
| 10029 | DAC | EDGE-FDD (TDMA, 8PSK, TN 0-1-2)                    | GSM       | 7.78     | ±9.6                   |
| 10030 | CAA | IEEE 802.15.1 Bluetooth (GFSK, DH1)                | Bluetooth | 5.30     | ±9.6                   |
| 10031 | CAA | IEEE 802.15.1 Bluetooth (GFSK, DH3)                | Bluetooth | 1.87     | ±9.6                   |
| 10032 | CAA | IEEE 802.15.1 Bluetooth (GFSK, DH5)                | Bluetooth | 1.16     | ±9.6                   |
| 10033 | CAA | IEEE 802.15.1 Bluetooth (PI4-DQPSK, DH1)           | Bluetooth | 7.74     | ±9.6                   |
| 10034 | CAA | IEEE 802.15.1 Bluetooth (PI4-DQPSK, DH3)           | Bluetooth | 4.53     | ±9.6                   |
| 10035 | CAA | IEEE 802.15.1 Bluetooth (PI4-DQPSK, DH5)           | Bluetooth | 3.83     | ±9.6                   |
| 10036 | CAA | IEEE 802.15.1 Bluetooth (8-DPSK, DH1)              | Bluetooth | 8.01     | ±9.6                   |
| 10037 | CAA | IEEE 802.15.1 Bluetooth (8-DPSK, DH3)              | Bluetooth | 4.77     | ±9.6                   |
| 10038 | CAA | IEEE 802.15.1 Bluetooth (8-DPSK, DH5)              | Bluetooth | 4.10     | ±9.6                   |
| 10039 | CAB | CDMA2000 (1xRTT, RC1)                              | CDMA2000  | 4.57     | ±9.6                   |
| 10042 | CAB | IS-54 / IS-136 FDD (TDMA/FDM, PI4-DQPSK, Halfrate) | AMPS      | 7.76     | ±9.6                   |
| 10044 | CAA | IS-91/EIA/TIA-553 FDD (FDMA, FM)                   | AMPS      | 0.00     | ±9.6                   |
| 10048 | CAA | DECT (TDD, TDMA/FDM, GFSK, Full Slot, 24)          | DECT      | 13.80    | ±9.6                   |
| 10049 | CAA | DECT (TDD, TDMA/FDM, GFSK, Double Slot, 12)        | DECT      | 10.79    | ±9.6                   |
| 10056 | CAA | UMTS-TDD (TD-SCDMA, 1.28 Mcps)                     | TD-SCDMA  | 11.01    | ±9.6                   |
| 10058 | DAC | EDGE-FDD (TDMA, 8PSK, TN 0-1-2-3)                  | GSM       | 8.52     | ±9.6                   |
| 10059 | CAB | IEEE 802.11b WiFi 2.4GHz (DSSS, 2 Mbps)            | WLAN      | 2.12     | ±9.6                   |
| 10060 | CAB | IEEE 802.11b WiFi 2.4GHz (DSSS, 5.5 Mbps)          | WLAN      | 2.83     | ±9.6                   |
| 10061 | CAB | IEEE 802.11b WiFi 2.4GHz (DSSS, 11 Mbps)           | WLAN      | 3.60     | ±9.6                   |
| 10062 | CAE | IEEE 802.11a/h WiFi 5GHz (OFDM, 6 Mbps)            | WLAN      | 8.68     | ±9.6                   |
| 10063 | CAE | IEEE 802.11a/h WiFi 5GHz (OFDM, 9 Mbps)            | WLAN      | 8.83     | ±9.6                   |
| 10064 | CAE | IEEE 802.11a/h WiFi 5GHz (OFDM, 12 Mbps)           | WLAN      | 9.09     | ±9.6                   |
| 10065 | CAE | IEEE 802.11a/h WiFi 5GHz (OFDM, 18 Mbps)           | WLAN      | 9.00     | ±9.6                   |
| 10066 | CAE | IEEE 802.11a/h WiFi 5GHz (OFDM, 24 Mbps)           | WLAN      | 9.38     | ±9.6                   |
| 10067 | CAE | IEEE 802.11a/h WiFi 5GHz (OFDM, 36 Mbps)           | WLAN      | 10.12    | ±9.6                   |
| 10068 | CAE | IEEE 802.11a/h WiFi 5GHz (OFDM, 48 Mbps)           | WLAN      | 10.24    | ±9.6                   |
| 10069 | CAE | IEEE 802.11a/h WiFi 5GHz (OFDM, 54 Mbps)           | WLAN      | 10.56    | ±9.6                   |
| 10071 | CAB | IEEE 802.11g WiFi 2.4GHz (DSSS/OFDM, 6 Mbps)       | WLAN      | 9.83     | ±9.6                   |
| 10072 | CAB | IEEE 802.11g WiFi 2.4GHz (DSSS/OFDM, 12 Mbps)      | WLAN      | 9.62     | ±9.6                   |
| 10073 | CAB | IEEE 802.11g WiFi 2.4GHz (DSSS/OFDM, 18 Mbps)      | WLAN      | 9.94     | ±9.6                   |
| 10074 | CAB | IEEE 802.11g WiFi 2.4GHz (DSSS/OFDM, 24 Mbps)      | WLAN      | 10.30    | ±9.6                   |
| 10075 | CAB | IEEE 802.11g WiFi 2.4GHz (DSSS/OFDM, 36 Mbps)      | WLAN      | 10.77    | ±9.6                   |
| 10076 | CAB | IEEE 802.11g WiFi 2.4GHz (DSSS/OFDM, 48 Mbps)      | WLAN      | 10.94    | ±9.6                   |
| 10077 | CAB | IEEE 802.11g WiFi 2.4GHz (DSSS/OFDM, 54 Mbps)      | WLAN      | 11.00    | ±9.6                   |
| 10081 | CAB | CDMA2000 (1xRTT, RC3)                              | CDMA2000  | 3.97     | ±9.6                   |
| 10082 | CAB | IS-54 / IS-136 FDD (TDMA/FDM, PI4-DQPSK, Fullrate) | AMPS      | 4.77     | ±9.6                   |
| 10090 | DAC | GPRS-FDD (TDMA, GMSK, TN 0-4)                      | GSM       | 8.58     | ±9.6                   |
| 10097 | CAC | UMTS-FDD (HSDPA)                                   | WCDMA     | 3.98     | ±9.6                   |
| 10098 | CAC | UMTS-FDD (HSUPA, Subtest 2)                        | WCDMA     | 3.98     | ±9.6                   |
| 10099 | DAC | EDGE-FDD (TDMA, 8PSK, TN 0-4)                      | GSM       | 9.55     | ±9.6                   |
| 10100 | CAF | LTE-FDD (SC-FDMA, 100% RB, 20 MHz, QPSK)           | LTE-FDD   | 5.67     | ±9.6                   |
| 10101 | CAF | LTE-FDD (SC-FDMA, 100% RB, 20 MHz, 16-QAM)         | LTE-FDD   | 6.42     | ±9.6                   |
| 10102 | CAF | LTE-FDD (SC-FDMA, 100% RB, 20 MHz, 64-QAM)         | LTE-FDD   | 6.60     | ±9.6                   |
| 10103 | CAH | LTE-TDD (SC-FDMA, 100% RB, 20 MHz, QPSK)           | LTE-TDD   | 9.29     | ±9.6                   |
| 10104 | CAH | LTE-TDD (SC-FDMA, 100% RB, 20 MHz, 16-QAM)         | LTE-TDD   | 9.97     | ±9.6                   |
| 10105 | CAH | LTE-TDD (SC-FDMA, 100% RB, 20 MHz, 64-QAM)         | LTE-TDD   | 10.01    | ±9.6                   |
| 10108 | CAH | LTE-FDD (SC-FDMA, 100% RB, 10 MHz, QPSK)           | LTE-FDD   | 5.80     | ±9.6                   |
| 10109 | CAH | LTE-FDD (SC-FDMA, 100% RB, 10 MHz, 16-QAM)         | LTE-FDD   | 6.43     | ±9.6                   |
| 10110 | CAH | LTE-FDD (SC-FDMA, 100% RB, 5 MHz, QPSK)            | LTE-FDD   | 5.75     | ±9.6                   |
| 10111 | CAH | LTE-FDD (SC-FDMA, 100% RB, 5 MHz, 16-QAM)          | LTE-FDD   | 6.44     | ±9.6                   |

Certificate No: EX-3986\_Jan24

Page 11 of 22



EX3DV4 - SN:3986

January 24, 2024

| UID   | Rev | Communication System Name                      | Group   | PAIR (dB) | Unc <sup>±</sup> k = 2 |
|-------|-----|--|---------|-----------|------------------------|
| 10112 | CAH | LTE-FDD (SC-FDMA, 100% RB, 10 MHz, 64-QAM)     | LTE-FDD | 6.59      | ±0.6                   |
| 10113 | CAH | LTE-FDD (SC-FDMA, 100% RB, 5 MHz, 64-QAM)      | LTE-FDD | 6.62      | ±0.6                   |
| 10114 | CAE | IEEE 802.11n (HT Greenfield, 13.5 Mbps, BPSK)  | WLAN    | 8.10      | ±0.6                   |
| 10115 | CAE | IEEE 802.11n (HT Greenfield, 81 Mbps, 16-QAM)  | WLAN    | 8.46      | ±0.6                   |
| 10116 | CAE | IEEE 802.11n (HT Greenfield, 135 Mbps, 64-QAM) | WLAN    | 8.15      | ±0.6                   |
| 10117 | CAE | IEEE 802.11n (HT Mixed, 13.5 Mbps, BPSK)       | WLAN    | 8.07      | ±0.6                   |
| 10118 | CAE | IEEE 802.11n (HT Mixed, 81 Mbps, 16-QAM)       | WLAN    | 8.59      | ±0.6                   |
| 10119 | CAE | IEEE 802.11n (HT Mixed, 135 Mbps, 64-QAM)      | WLAN    | 8.13      | ±0.6                   |
| 10140 | CAF | LTE-FDD (SC-FDMA, 100% RB, 15 MHz, 16-QAM)     | LTE-FDD | 6.49      | ±0.6                   |
| 10141 | CAF | LTE-FDD (SC-FDMA, 100% RB, 15 MHz, 64-QAM)     | LTE-FDD | 6.53      | ±0.6                   |
| 10142 | CAF | LTE-FDD (SC-FDMA, 100% RB, 3 MHz, QPSK)        | LTE-FDD | 5.73      | ±0.6                   |
| 10143 | CAF | LTE-FDD (SC-FDMA, 100% RB, 3 MHz, 16-QAM)      | LTE-FDD | 6.25      | ±0.6                   |
| 10144 | CAF | LTE-FDD (SC-FDMA, 100% RB, 3 MHz, 64-QAM)      | LTE-FDD | 6.65      | ±0.6                   |
| 10145 | CAG | LTE-FDD (SC-FDMA, 100% RB, 1.4 MHz, QPSK)      | LTE-FDD | 5.76      | ±0.6                   |
| 10146 | CAG | LTE-FDD (SC-FDMA, 100% RB, 1.4 MHz, 16-QAM)    | LTE-FDD | 6.41      | ±0.6                   |
| 10147 | CAG | LTE-FDD (SC-FDMA, 100% RB, 1.4 MHz, 64-QAM)    | LTE-FDD | 6.72      | ±0.6                   |
| 10149 | CAF | LTE-FDD (SC-FDMA, 50% RB, 20 MHz, 16-QAM)      | LTE-FDD | 6.42      | ±0.6                   |
| 10150 | CAF | LTE-FDD (SC-FDMA, 50% RB, 20 MHz, 64-QAM)      | LTE-FDD | 6.60      | ±0.6                   |
| 10151 | CAH | LTE-TDD (SC-FDMA, 50% RB, 20 MHz, QPSK)        | LTE-TDD | 9.28      | ±0.6                   |
| 10152 | CAH | LTE-TDD (SC-FDMA, 50% RB, 20 MHz, 16-QAM)      | LTE-TDD | 9.92      | ±0.6                   |
| 10153 | CAH | LTE-TDD (SC-FDMA, 50% RB, 20 MHz, 64-QAM)      | LTE-TDD | 10.05     | ±0.6                   |
| 10154 | CAH | LTE-FDD (SC-FDMA, 50% RB, 10 MHz, QPSK)        | LTE-FDD | 5.75      | ±0.6                   |
| 10155 | CAH | LTE-FDD (SC-FDMA, 50% RB, 10 MHz, 16-QAM)      | LTE-FDD | 6.43      | ±0.6                   |
| 10156 | CAH | LTE-FDD (SC-FDMA, 50% RB, 5 MHz, QPSK)         | LTE-FDD | 5.70      | ±0.6                   |
| 10157 | CAH | LTE-FDD (SC-FDMA, 50% RB, 5 MHz, 16-QAM)       | LTE-FDD | 6.49      | ±0.6                   |
| 10158 | CAH | LTE-FDD (SC-FDMA, 50% RB, 10 MHz, 64-QAM)      | LTE-FDD | 6.62      | ±0.6                   |
| 10159 | CAH | LTE-FDD (SC-FDMA, 50% RB, 5 MHz, 64-QAM)       | LTE-FDD | 6.56      | ±0.6                   |
| 10160 | CAF | LTE-FDD (SC-FDMA, 50% RB, 15 MHz, QPSK)        | LTE-FDD | 5.82      | ±0.6                   |
| 10161 | CAF | LTE-FDD (SC-FDMA, 50% RB, 15 MHz, 16-QAM)      | LTE-FDD | 6.43      | ±0.6                   |
| 10162 | CAF | LTE-FDD (SC-FDMA, 50% RB, 15 MHz, 64-QAM)      | LTE-FDD | 6.58      | ±0.6                   |
| 10166 | CAG | LTE-FDD (SC-FDMA, 50% RB, 1.4 MHz, QPSK)       | LTE-FDD | 5.48      | ±0.6                   |
| 10167 | CAG | LTE-FDD (SC-FDMA, 50% RB, 1.4 MHz, 16-QAM)     | LTE-FDD | 6.21      | ±0.6                   |
| 10168 | CAG | LTE-FDD (SC-FDMA, 50% RB, 1.4 MHz, 64-QAM)     | LTE-FDD | 6.79      | ±0.6                   |
| 10169 | CAF | LTE-FDD (SC-FDMA, 1 RB, 20 MHz, QPSK)          | LTE-FDD | 5.73      | ±0.6                   |
| 10170 | CAF | LTE-FDD (SC-FDMA, 1 RB, 20 MHz, 16-QAM)        | LTE-FDD | 6.52      | ±0.6                   |
| 10171 | AAF | LTE-FDD (SC-FDMA, 1 RB, 20 MHz, 64-QAM)        | LTE-FDD | 6.49      | ±0.6                   |
| 10172 | CAH | LTE-TDD (SC-FDMA, 1 RB, 20 MHz, QPSK)          | LTE-TDD | 9.21      | ±0.6                   |
| 10173 | CAH | LTE-TDD (SC-FDMA, 1 RB, 20 MHz, 16-QAM)        | LTE-TDD | 9.48      | ±0.6                   |
| 10174 | CAH | LTE-TDD (SC-FDMA, 1 RB, 20 MHz, 64-QAM)        | LTE-TDD | 10.25     | ±0.6                   |
| 10175 | CAH | LTE-FDD (SC-FDMA, 1 RB, 10 MHz, QPSK)          | LTE-FDD | 5.72      | ±0.6                   |
| 10176 | CAH | LTE-FDD (SC-FDMA, 1 RB, 10 MHz, 16-QAM)        | LTE-FDD | 6.52      | ±0.6                   |
| 10177 | CAJ | LTE-FDD (SC-FDMA, 1 RB, 5 MHz, QPSK)           | LTE-FDD | 5.73      | ±0.6                   |
| 10178 | CAH | LTE-FDD (SC-FDMA, 1 RB, 5 MHz, 16-QAM)         | LTE-FDD | 6.52      | ±0.6                   |
| 10179 | CAH | LTE-FDD (SC-FDMA, 1 RB, 10 MHz, 64-QAM)        | LTE-FDD | 6.50      | ±0.6                   |
| 10180 | CAH | LTE-FDD (SC-FDMA, 1 RB, 5 MHz, 64-QAM)         | LTE-FDD | 6.50      | ±0.6                   |
| 10181 | CAF | LTE-FDD (SC-FDMA, 1 RB, 15 MHz, QPSK)          | LTE-FDD | 5.72      | ±0.6                   |
| 10182 | CAF | LTE-FDD (SC-FDMA, 1 RB, 15 MHz, 16-QAM)        | LTE-FDD | 6.52      | ±0.6                   |
| 10183 | AAE | LTE-FDD (SC-FDMA, 1 RB, 15 MHz, 64-QAM)        | LTE-FDD | 6.50      | ±0.6                   |
| 10184 | CAF | LTE-FDD (SC-FDMA, 1 RB, 3 MHz, QPSK)           | LTE-FDD | 5.73      | ±0.6                   |
| 10185 | CAF | LTE-FDD (SC-FDMA, 1 RB, 3 MHz, 16-QAM)         | LTE-FDD | 6.51      | ±0.6                   |
| 10186 | AAF | LTE-FDD (SC-FDMA, 1 RB, 3 MHz, 64-QAM)         | LTE-FDD | 6.50      | ±0.6                   |
| 10187 | CAG | LTE-FDD (SC-FDMA, 1 RB, 1.4 MHz, QPSK)         | LTE-FDD | 5.73      | ±0.6                   |
| 10188 | CAG | LTE-FDD (SC-FDMA, 1 RB, 1.4 MHz, 16-QAM)       | LTE-FDD | 6.52      | ±0.6                   |
| 10189 | AAG | LTE-FDD (SC-FDMA, 1 RB, 1.4 MHz, 64-QAM)       | LTE-FDD | 6.50      | ±0.6                   |
| 10193 | CAE | IEEE 802.11n (HT Greenfield, 6.5 Mbps, BPSK)   | WLAN    | 8.09      | ±0.6                   |
| 10194 | CAE | IEEE 802.11n (HT Greenfield, 39 Mbps, 16-QAM)  | WLAN    | 8.12      | ±0.6                   |
| 10195 | CAE | IEEE 802.11n (HT Greenfield, 65 Mbps, 64-QAM)  | WLAN    | 8.21      | ±0.6                   |
| 10196 | CAE | IEEE 802.11n (HT Mixed, 6.5 Mbps, BPSK)        | WLAN    | 8.10      | ±0.6                   |
| 10197 | CAE | IEEE 802.11n (HT Mixed, 39 Mbps, 16-QAM)       | WLAN    | 8.13      | ±0.6                   |
| 10198 | CAE | IEEE 802.11n (HT Mixed, 65 Mbps, 64-QAM)       | WLAN    | 8.27      | ±0.6                   |
| 10219 | CAE | IEEE 802.11n (HT Mixed, 7.2 Mbps, BPSK)        | WLAN    | 8.03      | ±0.6                   |
| 10220 | CAE | IEEE 802.11n (HT Mixed, 43.3 Mbps, 16-QAM)     | WLAN    | 8.13      | ±0.6                   |
| 10221 | CAE | IEEE 802.11n (HT Mixed, 72.2 Mbps, 64-QAM)     | WLAN    | 8.27      | ±0.6                   |
| 10222 | CAE | IEEE 802.11n (HT Mixed, 15 Mbps, BPSK)         | WLAN    | 8.06      | ±0.6                   |
| 10223 | CAE | IEEE 802.11n (HT Mixed, 90 Mbps, 16-QAM)       | WLAN    | 8.46      | ±0.6                   |
| 10224 | CAE | IEEE 802.11n (HT Mixed, 150 Mbps, 64-QAM)      | WLAN    | 8.08      | ±0.6                   |

Certificate No: EX-3986\_Jan24

Page 12 of 22

EX3DV4 - SN:3986

January 24, 2024

| UID   | Rev | Communication System Name  | Group    | PAR (dB) | Unc <sup>k</sup> k = 2 |
|-------|-----|--|----------|----------|------------------------|
| 10225 | CAC | UMTS-FDD (HSPA+)   | WCDMA    | 5.97     | ±9.6                   |
| 10226 | CAC | LTE-TDD (SC-FDMA, 1 RB, 1.4 MHz, 16-QAM)                             | LTE-TDD  | 9.49     | ±9.6                   |
| 10227 | CAC | LTE-TDD (SC-FDMA, 1 RB, 1.4 MHz, 64-QAM)                             | LTE-TDD  | 10.26    | ±9.6                   |
| 10228 | CAC | LTE-TDD (SC-FDMA, 1 RB, 1.4 MHz, QPSK)                               | LTE-TDD  | 9.22     | ±9.6                   |
| 10229 | CAE | LTE-TDD (SC-FDMA, 1 RB, 3 MHz, 16-QAM)                               | LTE-TDD  | 9.48     | ±9.6                   |
| 10230 | CAE | LTE-TDD (SC-FDMA, 1 RB, 3 MHz, 64-QAM)                               | LTE-TDD  | 10.25    | ±9.6                   |
| 10231 | CAE | LTE-TDD (SC-FDMA, 1 RB, 3 MHz, QPSK)                                 | LTE-TDD  | 9.19     | ±9.6                   |
| 10232 | CAH | LTE-TDD (SC-FDMA, 1 RB, 5 MHz, 16-QAM)                               | LTE-TDD  | 9.48     | ±9.6                   |
| 10233 | CAH | LTE-TDD (SC-FDMA, 1 RB, 5 MHz, 64-QAM)                               | LTE-TDD  | 10.25    | ±9.6                   |
| 10234 | CAH | LTE-TDD (SC-FDMA, 1 RB, 5 MHz, QPSK)                                 | LTE-TDD  | 9.21     | ±9.6                   |
| 10235 | CAH | LTE-TDD (SC-FDMA, 1 RB, 10 MHz, 16-QAM)                              | LTE-TDD  | 9.48     | ±9.6                   |
| 10236 | CAH | LTE-TDD (SC-FDMA, 1 RB, 10 MHz, 64-QAM)                              | LTE-TDD  | 10.25    | ±9.6                   |
| 10237 | CAH | LTE-TDD (SC-FDMA, 1 RB, 10 MHz, QPSK)                                | LTE-TDD  | 9.21     | ±9.6                   |
| 10238 | CAG | LTE-TDD (SC-FDMA, 1 RB, 15 MHz, 16-QAM)                              | LTE-TDD  | 9.48     | ±9.6                   |
| 10239 | CAG | LTE-TDD (SC-FDMA, 1 RB, 15 MHz, 64-QAM)                              | LTE-TDD  | 10.25    | ±9.6                   |
| 10240 | CAG | LTE-TDD (SC-FDMA, 1 RB, 15 MHz, QPSK)                                | LTE-TDD  | 9.21     | ±9.6                   |
| 10241 | CAC | LTE-TDD (SC-FDMA, 50% RB, 1.4 MHz, 16-QAM)                           | LTE-TDD  | 9.82     | ±9.6                   |
| 10242 | CAC | LTE-TDD (SC-FDMA, 50% RB, 1.4 MHz, 64-QAM)                           | LTE-TDD  | 9.86     | ±9.6                   |
| 10243 | CAC | LTE-TDD (SC-FDMA, 50% RB, 1.4 MHz, QPSK)                             | LTE-TDD  | 9.46     | ±9.6                   |
| 10244 | CAE | LTE-TDD (SC-FDMA, 50% RB, 3 MHz, 16-QAM)                             | LTE-TDD  | 10.06    | ±9.6                   |
| 10245 | CAE | LTE-TDD (SC-FDMA, 50% RB, 3 MHz, 64-QAM)                             | LTE-TDD  | 10.06    | ±9.6                   |
| 10246 | CAE | LTE-TDD (SC-FDMA, 50% RB, 3 MHz, QPSK)                               | LTE-TDD  | 9.30     | ±9.6                   |
| 10247 | CAH | LTE-TDD (SC-FDMA, 50% RB, 5 MHz, 16-QAM)                             | LTE-TDD  | 9.91     | ±9.6                   |
| 10248 | CAH | LTE-TDD (SC-FDMA, 50% RB, 5 MHz, 64-QAM)                             | LTE-TDD  | 10.09    | ±9.6                   |
| 10249 | CAH | LTE-TDD (SC-FDMA, 50% RB, 5 MHz, QPSK)                               | LTE-TDD  | 9.29     | ±9.6                   |
| 10250 | CAH | LTE-TDD (SC-FDMA, 50% RB, 10 MHz, 16-QAM)                            | LTE-TDD  | 9.81     | ±9.6                   |
| 10251 | CAH | LTE-TDD (SC-FDMA, 50% RB, 10 MHz, 64-QAM)                            | LTE-TDD  | 10.17    | ±9.6                   |
| 10252 | CAH | LTE-TDD (SC-FDMA, 50% RB, 10 MHz, QPSK)                              | LTE-TDD  | 9.24     | ±9.6                   |
| 10253 | CAG | LTE-TDD (SC-FDMA, 50% RB, 15 MHz, 16-QAM)                            | LTE-TDD  | 9.90     | ±9.6                   |
| 10254 | CAG | LTE-TDD (SC-FDMA, 50% RB, 15 MHz, 64-QAM)                            | LTE-TDD  | 10.14    | ±9.6                   |
| 10255 | CAG | LTE-TDD (SC-FDMA, 50% RB, 15 MHz, QPSK)                              | LTE-TDD  | 9.20     | ±9.6                   |
| 10256 | CAC | LTE-TDD (SC-FDMA, 100% RB, 1.4 MHz, 16-QAM)                          | LTE-TDD  | 9.96     | ±9.6                   |
| 10257 | CAC | LTE-TDD (SC-FDMA, 100% RB, 1.4 MHz, 64-QAM)                          | LTE-TDD  | 10.08    | ±9.6                   |
| 10258 | CAC | LTE-TDD (SC-FDMA, 100% RB, 1.4 MHz, QPSK)                            | LTE-TDD  | 9.34     | ±9.6                   |
| 10259 | CAE | LTE-TDD (SC-FDMA, 100% RB, 3 MHz, 16-QAM)                            | LTE-TDD  | 9.99     | ±9.6                   |
| 10260 | CAE | LTE-TDD (SC-FDMA, 100% RB, 3 MHz, 64-QAM)                            | LTE-TDD  | 9.97     | ±9.6                   |
| 10261 | CAE | LTE-TDD (SC-FDMA, 100% RB, 3 MHz, QPSK)                              | LTE-TDD  | 9.24     | ±9.6                   |
| 10262 | CAH | LTE-TDD (SC-FDMA, 100% RB, 5 MHz, 16-QAM)                            | LTE-TDD  | 9.83     | ±9.6                   |
| 10263 | CAH | LTE-TDD (SC-FDMA, 100% RB, 5 MHz, 64-QAM)                            | LTE-TDD  | 10.16    | ±9.6                   |
| 10264 | CAH | LTE-TDD (SC-FDMA, 100% RB, 5 MHz, QPSK)                              | LTE-TDD  | 9.23     | ±9.6                   |
| 10265 | CAH | LTE-TDD (SC-FDMA, 100% RB, 10 MHz, 16-QAM)                           | LTE-TDD  | 9.92     | ±9.6                   |
| 10266 | CAH | LTE-TDD (SC-FDMA, 100% RB, 10 MHz, 64-QAM)                           | LTE-TDD  | 10.07    | ±9.6                   |
| 10267 | CAH | LTE-TDD (SC-FDMA, 100% RB, 10 MHz, QPSK)                             | LTE-TDD  | 9.30     | ±9.6                   |
| 10268 | CAG | LTE-TDD (SC-FDMA, 100% RB, 15 MHz, 16-QAM)                           | LTE-TDD  | 10.06    | ±9.6                   |
| 10269 | CAG | LTE-TDD (SC-FDMA, 100% RB, 15 MHz, 64-QAM)                           | LTE-TDD  | 10.13    | ±9.6                   |
| 10270 | CAG | LTE-TDD (SC-FDMA, 100% RB, 15 MHz, QPSK)                             | LTE-TDD  | 9.58     | ±9.6                   |
| 10274 | CAC | UMTS-FDD (HSUPA, Subtest 5, 3GPP Rel.10)                             | WCDMA    | 4.67     | ±9.6                   |
| 10275 | CAC | UMTS-FDD (HSUPA, Subtest 6, 3GPP Rel.4)                              | WCDMA    | 3.96     | ±9.6                   |
| 10277 | CAA | PHS (QPSK)   | PHS      | 11.81    | ±9.6                   |
| 10278 | CAA | PHS (QPSK, BW 884 MHz, Roll-off 0.5)                                 | PHS      | 11.81    | ±9.6                   |
| 10279 | CAA | PHS (QPSK, BW 884 MHz, Roll-off 0.36)                                | PHS      | 12.18    | ±9.6                   |
| 10290 | AAB | CDMA2000, RC1, SO5, Full Rate  | CDMA2000 | 3.91     | ±9.6                   |
| 10291 | AAB | CDMA2000, RC3, SO5, Full Rate  | CDMA2000 | 3.46     | ±9.6                   |
| 10292 | AAB | CDMA2000, RC3, SO3, Full Rate  | CDMA2000 | 3.39     | ±9.6                   |
| 10293 | AAB | CDMA2000, RC3, SO3, Full Rate  | CDMA2000 | 3.50     | ±9.6                   |
| 10295 | AAB | CDMA2000, RC1, SO3, 1/8th Rate 25 ft.                                | CDMA2000 | 12.49    | ±9.6                   |
| 10297 | AAE | LTE-FDD (SC-FDMA, 50% RB, 20 MHz, QPSK)                              | LTE-FDD  | 5.81     | ±9.6                   |
| 10298 | AAE | LTE-FDD (SC-FDMA, 50% RB, 3 MHz, QPSK)                               | LTE-FDD  | 5.72     | ±9.6                   |
| 10299 | AAE | LTE-FDD (SC-FDMA, 50% RB, 3 MHz, 16-QAM)                             | LTE-FDD  | 6.39     | ±9.6                   |
| 10300 | AAE | LTE-FDD (SC-FDMA, 50% RB, 3 MHz, 64-QAM)                             | LTE-FDD  | 6.60     | ±9.6                   |
| 10301 | AAA | IEEE 802.16e WIMAX (29:18, 5 ms, 10 MHz, QPSK, PUSC)                 | WIMAX    | 12.03    | ±9.6                   |
| 10302 | AAA | IEEE 802.16e WIMAX (29:18, 5 ms, 10 MHz, QPSK, PUSC, 3 CTRL symbols) | WIMAX    | 12.57    | ±9.6                   |
| 10303 | AAA | IEEE 802.16e WIMAX (31:15, 5 ms, 10 MHz, 64QAM, PUSC)                | WIMAX    | 12.52    | ±9.6                   |
| 10304 | AAA | IEEE 802.16e WIMAX (29:18, 5 ms, 10 MHz, 64QAM, PUSC)                | WIMAX    | 11.86    | ±9.6                   |
| 10305 | AAA | IEEE 802.16e WIMAX (31:15, 10 ms, 10 MHz, 84QAM, PUSC, 15 symbols)   | WIMAX    | 15.24    | ±9.6                   |
| 10306 | AAA | IEEE 802.16e WIMAX (29:18, 10 ms, 10 MHz, 64QAM, PUSC, 18 symbols)   | WIMAX    | 14.67    | ±9.6                   |

Certificate No: EX-3986\_Jan24

Page 13 of 22

EX3DV4 - SN:3986

January 24, 2024

| UID   | Rev | Communication System Name   | Group    | PAR (dB) | Unc <sup>k</sup> k = 2 |
|-------|-----|---|----------|----------|------------------------|
| 10307 | AAA | IEEE 802.16e WIMAX (29:18, 10 ms, 10 MHz, QPSK, PUSC, 18 symbols)               | WIMAX    | 14.49    | ±9.6                   |
| 10308 | AAA | IEEE 802.16e WIMAX (29:18, 10 ms, 10 MHz, 16QAM, PUSC)                          | WIMAX    | 14.48    | ±9.6                   |
| 10309 | AAA | IEEE 802.16e WIMAX (29:18, 10 ms, 10 MHz, 16QAM, AMC 2x3, 18 symbols)           | WIMAX    | 14.58    | ±9.6                   |
| 10310 | AAA | IEEE 802.16e WIMAX (29:18, 10 ms, 10 MHz, QPSK, AMC 2x3, 18 symbols)            | WIMAX    | 14.57    | ±9.6                   |
| 10311 | AAE | LTE-FDD (SC-FDMA, 100% RB, 15 MHz, QPSK)  | LTE-FDD  | 6.06     | ±9.0                   |
| 10313 | AAA | IDEN 1.3  | IDEN     | 10.51    | ±9.6                   |
| 10314 | AAA | IDEN 1.6  | IDEN     | 13.48    | ±9.6                   |
| 10315 | AAB | IEEE 802.11b WiFi 2.4 GHz (DSSS, 1 Mbps, 99pc duty cycle)                       | WLAN     | 1.71     | ±9.6                   |
| 10316 | AAB | IEEE 802.11g WiFi 2.4 GHz (ERP-OFDM, 6 Mbps, 99pc duty cycle)                   | WLAN     | 8.36     | ±9.6                   |
| 10317 | AAE | IEEE 802.11a WiFi 5 GHz (OFDM, 6 Mbps, 99pc duty cycle)                         | WLAN     | 8.36     | ±9.6                   |
| 10352 | AAA | Pulse Waveform (200Hz, 10%)   | Generic  | 10.00    | ±9.6                   |
| 10353 | AAA | Pulse Waveform (200Hz, 20%)   | Generic  | 5.99     | ±9.6                   |
| 10354 | AAA | Pulse Waveform (200Hz, 40%)   | Generic  | 3.98     | ±9.6                   |
| 10355 | AAA | Pulse Waveform (200Hz, 60%)   | Generic  | 2.22     | ±9.6                   |
| 10356 | AAA | Pulse Waveform (200Hz, 80%)   | Generic  | 0.97     | ±9.6                   |
| 10387 | AAA | QPSK Waveform, 1 MHz  | Generic  | 5.10     | ±9.6                   |
| 10388 | AAA | QPSK Waveform, 10 MHz   | Generic  | 5.22     | ±9.6                   |
| 10396 | AAA | 64-QAM Waveform, 100 kHz  | Generic  | 8.27     | ±9.6                   |
| 10399 | AAA | 64-QAM Waveform, 40 MHz   | Generic  | 8.27     | ±9.6                   |
| 10400 | AAF | IEEE 802.11ac WiFi (20 MHz, 64-QAM, 99pc duty cycle)                            | WLAN     | 8.37     | ±9.6                   |
| 10401 | AAF | IEEE 802.11ac WiFi (40 MHz, 64-QAM, 99pc duty cycle)                            | WLAN     | 8.60     | ±9.6                   |
| 10402 | AAF | IEEE 802.11ac WiFi (80 MHz, 64-QAM, 99pc duty cycle)                            | WLAN     | 8.53     | ±9.6                   |
| 10403 | AAB | CDMA2000 (1xEV-DO, Rev. 0)  | CDMA2000 | 3.76     | ±9.6                   |
| 10404 | AAB | CDMA2000 (1xEV-DO, Rev. A)  | CDMA2000 | 3.77     | ±9.6                   |
| 10406 | AAB | CDMA2000, RCS, SQ32, SCH0, Full Rate  | CDMA2000 | 5.22     | ±9.6                   |
| 10410 | AAH | LTE-TDD (SC-FDMA, 1 RB, 10 MHz, QPSK, UL Subframe=2,3,4,7,8,9, Subframe Cont=4) | LTE-TDD  | 7.82     | ±9.6                   |
| 10414 | AAA | WLAN CCDF, 64-QAM, 40 MHz   | Generic  | 8.54     | ±9.6                   |
| 10415 | AAA | IEEE 802.11b WiFi 2.4 GHz (DSSS, 1 Mbps, 99pc duty cycle)                       | WLAN     | 1.54     | ±9.6                   |
| 10416 | AAA | IEEE 802.11g WiFi 2.4 GHz (ERP-OFDM, 6 Mbps, 99pc duty cycle)                   | WLAN     | 8.23     | ±9.6                   |
| 10417 | AAD | IEEE 802.11a/n WiFi 5 GHz (OFDM, 6 Mbps, 99pc duty cycle)                       | WLAN     | 8.23     | ±9.6                   |
| 10418 | AAA | IEEE 802.11g WiFi 2.4 GHz (DSSS-OFDM, 6 Mbps, 99pc duty cycle, Long preamble)   | WLAN     | 8.14     | ±9.6                   |
| 10419 | AAA | IEEE 802.11g WiFi 2.4 GHz (DSSS-OFDM, 6 Mbps, 99pc duty cycle, Short preamble)  | WLAN     | 8.19     | ±9.6                   |
| 10422 | AAD | IEEE 802.11n (HT Greenfield, 7.2 Mbps, BPSK)                                    | WLAN     | 8.32     | ±9.6                   |
| 10423 | AAD | IEEE 802.11n (HT Greenfield, 43.3 Mbps, 16-QAM)                                 | WLAN     | 8.47     | ±9.6                   |
| 10424 | AAD | IEEE 802.11n (HT Greenfield, 72.2 Mbps, 64-QAM)                                 | WLAN     | 8.40     | ±9.6                   |
| 10425 | AAD | IEEE 802.11n (HT Greenfield, 15 Mbps, BPSK)                                     | WLAN     | 8.41     | ±9.6                   |
| 10426 | AAD | IEEE 802.11n (HT Greenfield, 30 Mbps, 16-QAM)                                   | WLAN     | 8.45     | ±9.6                   |
| 10427 | AAD | IEEE 802.11n (HT Greenfield, 150 Mbps, 64-QAM)                                  | WLAN     | 8.41     | ±9.6                   |
| 10430 | AAE | LTE-FDD (OFDMA, 5 MHz, E-TM 3.1)  | LTE-FDD  | 8.28     | ±9.6                   |
| 10431 | AAE | LTE-FDD (OFDMA, 10 MHz, E-TM 3.1)   | LTE-FDD  | 8.38     | ±9.6                   |
| 10432 | AAD | LTE-FDD (OFDMA, 15 MHz, E-TM 3.1)   | LTE-FDD  | 8.34     | ±9.6                   |
| 10433 | AAD | LTE-FDD (OFDMA, 20 MHz, E-TM 3.1)   | LTE-FDD  | 8.34     | ±9.6                   |
| 10434 | AAB | W-CDMA (BS Test Model 1, 64 DPCH)   | WCDMA    | 8.90     | ±9.6                   |
| 10435 | AAG | LTE-TDD (SC-FDMA, 1 RB, 20 MHz, QPSK, UL Subframe=2,3,4,7,8,9)                  | LTE-TDD  | 7.82     | ±9.6                   |
| 10447 | AAE | LTE-FDD (OFDMA, 5 MHz, E-TM 3.1, Clipping 44%)                                  | LTE-FDD  | 7.58     | ±9.6                   |
| 10448 | AAE | LTE-FDD (OFDMA, 10 MHz, E-TM 3.1, Clipping 44%)                                 | LTE-FDD  | 7.53     | ±9.6                   |
| 10449 | AAD | LTE-FDD (OFDMA, 15 MHz, E-TM 3.1, Clipping 44%)                                 | LTE-FDD  | 7.51     | ±9.6                   |
| 10450 | AAD | LTE-FDD (OFDMA, 20 MHz, E-TM 3.1, Clipping 44%)                                 | LTE-FDD  | 7.48     | ±9.6                   |
| 10451 | AAB | W-CDMA (BS Test Model 1, 64 DPCH, Clipping 44%)                                 | WCDMA    | 7.59     | ±9.6                   |
| 10453 | AAE | Validation (Square, 10 ms, 1 ms)  | Test     | 10.00    | ±9.6                   |
| 10456 | AAD | IEEE 802.11ac WiFi (160 MHz, 64-QAM, 99pc duty cycle)                           | WLAN     | 8.63     | ±9.6                   |
| 10457 | AAB | UMTS-FDD (DC-HSDPA)   | WCDMA    | 8.62     | ±9.6                   |
| 10458 | AAA | CDMA2000 (1xEV-DO, Rev. B, 2 carriers)  | CDMA2000 | 8.55     | ±9.6                   |
| 10459 | AAA | CDMA2000 (1xEV-DO, Rev. B, 3 carriers)  | CDMA2000 | 8.25     | ±9.6                   |
| 10460 | AAB | UMTS-FDD (WCDMA, AMR)   | WCDMA    | 2.38     | ±9.6                   |
| 10461 | AAC | LTE-TDD (SC-FDMA, 1 RB, 1.4 MHz, QPSK, UL Subframe=2,3,4,7,8,9)                 | LTE-TDD  | 7.82     | ±9.6                   |
| 10462 | AAC | LTE-TDD (SC-FDMA, 1 RB, 1.4 MHz, 16-QAM, UL Subframe=2,3,4,7,8,9)               | LTE-TDD  | 8.30     | ±9.6                   |
| 10463 | AAC | LTE-TDD (SC-FDMA, 1 RB, 1.4 MHz, 64-QAM, UL Subframe=2,3,4,7,8,9)               | LTE-TDD  | 8.56     | ±9.6                   |
| 10464 | AAD | LTE-TDD (SC-FDMA, 1 RB, 3 MHz, QPSK, UL Subframe=2,3,4,7,8,9)                   | LTE-TDD  | 7.82     | ±9.6                   |
| 10465 | AAD | LTE-TDD (SC-FDMA, 1 RB, 3 MHz, 16-QAM, UL Subframe=2,3,4,7,8,9)                 | LTE-TDD  | 8.32     | ±9.6                   |
| 10466 | AAD | LTE-TDD (SC-FDMA, 1 RB, 3 MHz, 64-QAM, UL Subframe=2,3,4,7,8,9)                 | LTE-TDD  | 8.57     | ±9.6                   |
| 10467 | AAG | LTE-TDD (SC-FDMA, 1 RB, 5 MHz, QPSK, UL Subframe=2,3,4,7,8,9)                   | LTE-TDD  | 7.82     | ±9.6                   |
| 10468 | AAG | LTE-TDD (SC-FDMA, 1 RB, 5 MHz, 16-QAM, UL Subframe=2,3,4,7,8,9)                 | LTE-TDD  | 8.32     | ±9.6                   |
| 10469 | AAG | LTE-TDD (SC-FDMA, 1 RB, 5 MHz, 64-QAM, UL Subframe=2,3,4,7,8,9)                 | LTE-TDD  | 8.56     | ±9.6                   |
| 10470 | AAG | LTE-TDD (SC-FDMA, 1 RB, 10 MHz, QPSK, UL Subframe=2,3,4,7,8,9)                  | LTE-TDD  | 7.82     | ±9.6                   |
| 10471 | AAG | LTE-TDD (SC-FDMA, 1 RB, 10 MHz, 16-QAM, UL Subframe=2,3,4,7,8,9)                | LTE-TDD  | 8.32     | ±9.6                   |

Certificate No: EX-3986\_Jan24

Page 14 of 22

EX3DV4 - SN:3986

January 24, 2024

| UID   | Rev | Communication System Name  | Group   | PAR (dB) | Unc <sup>k</sup> k=2 |
|-------|-----|--|---------|----------|----------------------|
| 10472 | AAG | LTE-TDD (SC-FDMA, 1 RB, 10 MHz, 64-QAM, UL Subframe=2,3,4,7,8,9)     | LTE-TDD | 8.57     | ±9.6                 |
| 10473 | AAF | LTE-TDD (SC-FDMA, 1 RB, 15 MHz, QPSK, UL Subframe=2,3,4,7,8,9)       | LTE-TDD | 7.82     | ±9.6                 |
| 10474 | AAF | LTE-TDD (SC-FDMA, 1 RB, 15 MHz, 16-QAM, UL Subframe=2,3,4,7,8,9)     | LTE-TDD | 8.32     | ±9.6                 |
| 10475 | AAF | LTE-TDD (SC-FDMA, 1 RB, 15 MHz, 64-QAM, UL Subframe=2,3,4,7,8,9)     | LTE-TDD | 8.57     | ±9.6                 |
| 10477 | AAG | LTE-TDD (SC-FDMA, 1 RB, 20 MHz, 16-QAM, UL Subframe=2,3,4,7,8,9)     | LTE-TDD | 8.32     | ±9.6                 |
| 10478 | AAG | LTE-TDD (SC-FDMA, 1 RB, 20 MHz, 64-QAM, UL Subframe=2,3,4,7,8,9)     | LTE-TDD | 8.57     | ±9.6                 |
| 10479 | AAC | LTE-TDD (SC-FDMA, 50% RB, 1.4 MHz, QPSK, UL Subframe=2,3,4,7,8,9)    | LTE-TDD | 7.74     | ±9.6                 |
| 10480 | AAC | LTE-TDD (SC-FDMA, 50% RB, 1.4 MHz, 16-QAM, UL Subframe=2,3,4,7,8,9)  | LTE-TDD | 8.18     | ±9.6                 |
| 10481 | AAC | LTE-TDD (SC-FDMA, 50% RB, 1.4 MHz, 64-QAM, UL Subframe=2,3,4,7,8,9)  | LTE-TDD | 8.45     | ±9.6                 |
| 10482 | AAD | LTE-TDD (SC-FDMA, 50% RB, 3 MHz, QPSK, UL Subframe=2,3,4,7,8,9)      | LTE-TDD | 7.71     | ±9.6                 |
| 10483 | AAD | LTE-TDD (SC-FDMA, 50% RB, 3 MHz, 16-QAM, UL Subframe=2,3,4,7,8,9)    | LTE-TDD | 8.39     | ±9.6                 |
| 10484 | AAD | LTE-TDD (SC-FDMA, 50% RB, 3 MHz, 64-QAM, UL Subframe=2,3,4,7,8,9)    | LTE-TDD | 8.47     | ±9.6                 |
| 10485 | AAG | LTE-TDD (SC-FDMA, 50% RB, 5 MHz, QPSK, UL Subframe=2,3,4,7,8,9)      | LTE-TDD | 7.59     | ±9.6                 |
| 10486 | AAG | LTE-TDD (SC-FDMA, 50% RB, 5 MHz, 16-QAM, UL Subframe=2,3,4,7,8,9)    | LTE-TDD | 8.38     | ±9.6                 |
| 10487 | AAG | LTE-TDD (SC-FDMA, 50% RB, 5 MHz, 64-QAM, UL Subframe=2,3,4,7,8,9)    | LTE-TDD | 8.60     | ±9.6                 |
| 10488 | AAG | LTE-TDD (SC-FDMA, 50% RB, 10 MHz, QPSK, UL Subframe=2,3,4,7,8,9)     | LTE-TDD | 7.70     | ±9.6                 |
| 10489 | AAG | LTE-TDD (SC-FDMA, 50% RB, 10 MHz, 16-QAM, UL Subframe=2,3,4,7,8,9)   | LTE-TDD | 8.31     | ±9.6                 |
| 10490 | AAG | LTE-TDD (SC-FDMA, 50% RB, 10 MHz, 64-QAM, UL Subframe=2,3,4,7,8,9)   | LTE-TDD | 8.54     | ±9.6                 |
| 10491 | AAF | LTE-TDD (SC-FDMA, 50% RB, 15 MHz, QPSK, UL Subframe=2,3,4,7,8,9)     | LTE-TDD | 7.74     | ±9.6                 |
| 10492 | AAF | LTE-TDD (SC-FDMA, 50% RB, 15 MHz, 16-QAM, UL Subframe=2,3,4,7,8,9)   | LTE-TDD | 8.41     | ±9.6                 |
| 10493 | AAF | LTE-TDD (SC-FDMA, 50% RB, 15 MHz, 64-QAM, UL Subframe=2,3,4,7,8,9)   | LTE-TDD | 8.55     | ±9.6                 |
| 10494 | AAG | LTE-TDD (SC-FDMA, 50% RB, 20 MHz, QPSK, UL Subframe=2,3,4,7,8,9)     | LTE-TDD | 7.74     | ±9.6                 |
| 10495 | AAG | LTE-TDD (SC-FDMA, 50% RB, 20 MHz, 16-QAM, UL Subframe=2,3,4,7,8,9)   | LTE-TDD | 8.37     | ±9.6                 |
| 10496 | AAG | LTE-TDD (SC-FDMA, 50% RB, 20 MHz, 64-QAM, UL Subframe=2,3,4,7,8,9)   | LTE-TDD | 8.54     | ±9.6                 |
| 10497 | AAC | LTE-TDD (SC-FDMA, 100% RB, 1.4 MHz, QPSK, UL Subframe=2,3,4,7,8,9)   | LTE-TDD | 7.67     | ±9.6                 |
| 10498 | AAC | LTE-TDD (SC-FDMA, 100% RB, 1.4 MHz, 16-QAM, UL Subframe=2,3,4,7,8,9) | LTE-TDD | 8.40     | ±9.6                 |
| 10499 | AAC | LTE-TDD (SC-FDMA, 100% RB, 1.4 MHz, 64-QAM, UL Subframe=2,3,4,7,8,9) | LTE-TDD | 8.68     | ±9.6                 |
| 10500 | AAD | LTE-TDD (SC-FDMA, 100% RB, 3 MHz, QPSK, UL Subframe=2,3,4,7,8,9)     | LTE-TDD | 7.67     | ±9.6                 |
| 10501 | AAD | LTE-TDD (SC-FDMA, 100% RB, 3 MHz, 16-QAM, UL Subframe=2,3,4,7,8,9)   | LTE-TDD | 8.44     | ±9.6                 |
| 10502 | AAD | LTE-TDD (SC-FDMA, 100% RB, 3 MHz, 64-QAM, UL Subframe=2,3,4,7,8,9)   | LTE-TDD | 8.52     | ±9.6                 |
| 10503 | AAG | LTE-TDD (SC-FDMA, 100% RB, 5 MHz, QPSK, UL Subframe=2,3,4,7,8,9)     | LTE-TDD | 7.72     | ±9.6                 |
| 10504 | AAG | LTE-TDD (SC-FDMA, 100% RB, 5 MHz, 16-QAM, UL Subframe=2,3,4,7,8,9)   | LTE-TDD | 8.31     | ±9.6                 |
| 10505 | AAG | LTE-TDD (SC-FDMA, 100% RB, 5 MHz, 64-QAM, UL Subframe=2,3,4,7,8,9)   | LTE-TDD | 8.54     | ±9.6                 |
| 10506 | AAG | LTE-TDD (SC-FDMA, 100% RB, 10 MHz, QPSK, UL Subframe=2,3,4,7,8,9)    | LTE-TDD | 7.74     | ±9.6                 |
| 10507 | AAG | LTE-TDD (SC-FDMA, 100% RB, 10 MHz, 16-QAM, UL Subframe=2,3,4,7,8,9)  | LTE-TDD | 8.36     | ±9.6                 |
| 10508 | AAG | LTE-TDD (SC-FDMA, 100% RB, 10 MHz, 64-QAM, UL Subframe=2,3,4,7,8,9)  | LTE-TDD | 8.55     | ±9.6                 |
| 10509 | AAF | LTE-TDD (SC-FDMA, 100% RB, 15 MHz, QPSK, UL Subframe=2,3,4,7,8,9)    | LTE-TDD | 7.99     | ±9.6                 |
| 10510 | AAF | LTE-TDD (SC-FDMA, 100% RB, 15 MHz, 16-QAM, UL Subframe=2,3,4,7,8,9)  | LTE-TDD | 8.49     | ±9.6                 |
| 10511 | AAF | LTE-TDD (SC-FDMA, 100% RB, 15 MHz, 64-QAM, UL Subframe=2,3,4,7,8,9)  | LTE-TDD | 8.51     | ±9.6                 |
| 10512 | AAG | LTE-TDD (SC-FDMA, 100% RB, 20 MHz, QPSK, UL Subframe=2,3,4,7,8,9)    | LTE-TDD | 7.74     | ±9.6                 |
| 10513 | AAG | LTE-TDD (SC-FDMA, 100% RB, 20 MHz, 16-QAM, UL Subframe=2,3,4,7,8,9)  | LTE-TDD | 8.42     | ±9.6                 |
| 10514 | AAG | LTE-TDD (SC-FDMA, 100% RB, 20 MHz, 64-QAM, UL Subframe=2,3,4,7,8,9)  | LTE-TDD | 8.45     | ±9.6                 |
| 10515 | AAA | IEEE 802.11b WiFi 2.4 GHz (DSSS, 2 Mbps, 99pc duty cycle)            | WLAN    | 1.58     | ±9.6                 |
| 10516 | AAA | IEEE 802.11b WiFi 2.4 GHz (DSSS, 5.5 Mbps, 99pc duty cycle)          | WLAN    | 1.57     | ±9.6                 |
| 10517 | AAA | IEEE 802.11b WiFi 2.4 GHz (DSSS, 11 Mbps, 99pc duty cycle)           | WLAN    | 1.58     | ±9.6                 |
| 10518 | AAD | IEEE 802.11a/h WiFi 5 GHz (OFDM, 9 Mbps, 99pc duty cycle)            | WLAN    | 8.23     | ±9.6                 |
| 10519 | AAD | IEEE 802.11a/h WiFi 5 GHz (OFDM, 12 Mbps, 99pc duty cycle)           | WLAN    | 8.39     | ±9.6                 |
| 10520 | AAD | IEEE 802.11a/h WiFi 5 GHz (OFDM, 18 Mbps, 99pc duty cycle)           | WLAN    | 8.12     | ±9.6                 |
| 10521 | AAD | IEEE 802.11a/h WiFi 5 GHz (OFDM, 24 Mbps, 99pc duty cycle)           | WLAN    | 7.97     | ±9.6                 |
| 10522 | AAD | IEEE 802.11a/h WiFi 5 GHz (OFDM, 36 Mbps, 99pc duty cycle)           | WLAN    | 8.45     | ±9.6                 |
| 10523 | AAD | IEEE 802.11a/h WiFi 5 GHz (OFDM, 48 Mbps, 99pc duty cycle)           | WLAN    | 8.08     | ±9.6                 |
| 10524 | AAD | IEEE 802.11a/h WiFi 5 GHz (OFDM, 54 Mbps, 99pc duty cycle)           | WLAN    | 8.27     | ±9.6                 |
| 10525 | AAD | IEEE 802.11ac WiFi (20 MHz, MCS0, 99pc duty cycle)                   | WLAN    | 8.36     | ±9.6                 |
| 10526 | AAD | IEEE 802.11ac WiFi (20 MHz, MCS1, 99pc duty cycle)                   | WLAN    | 8.42     | ±9.6                 |
| 10527 | AAD | IEEE 802.11ac WiFi (20 MHz, MCS2, 99pc duty cycle)                   | WLAN    | 8.21     | ±9.6                 |
| 10528 | AAD | IEEE 802.11ac WiFi (20 MHz, MCS3, 99pc duty cycle)                   | WLAN    | 8.36     | ±9.6                 |
| 10529 | AAD | IEEE 802.11ac WiFi (20 MHz, MCS4, 99pc duty cycle)                   | WLAN    | 8.36     | ±9.6                 |
| 10531 | AAD | IEEE 802.11ac WiFi (20 MHz, MCS5, 99pc duty cycle)                   | WLAN    | 8.43     | ±9.6                 |
| 10532 | AAD | IEEE 802.11ac WiFi (20 MHz, MCS7, 99pc duty cycle)                   | WLAN    | 8.29     | ±9.6                 |
| 10533 | AAD | IEEE 802.11ac WiFi (20 MHz, MCS8, 99pc duty cycle)                   | WLAN    | 8.38     | ±9.6                 |
| 10534 | AAD | IEEE 802.11ac WiFi (40 MHz, MCS0, 99pc duty cycle)                   | WLAN    | 8.45     | ±9.6                 |
| 10535 | AAD | IEEE 802.11ac WiFi (40 MHz, MCS1, 99pc duty cycle)                   | WLAN    | 8.45     | ±9.6                 |
| 10536 | AAD | IEEE 802.11ac WiFi (40 MHz, MCS2, 99pc duty cycle)                   | WLAN    | 8.32     | ±9.6                 |
| 10537 | AAD | IEEE 802.11ac WiFi (40 MHz, MCS3, 99pc duty cycle)                   | WLAN    | 8.44     | ±9.6                 |
| 10538 | AAD | IEEE 802.11ac WiFi (40 MHz, MCS4, 99pc duty cycle)                   | WLAN    | 8.54     | ±9.6                 |
| 10540 | AAD | IEEE 802.11ac WiFi (40 MHz, MCS6, 99pc duty cycle)                   | WLAN    | 8.39     | ±9.6                 |

EX3DV4 - SN:3986

January 24, 2024

| UID   | Rev | Communication System Name                                       | Group | PAR (dB) | Unc <sup>k</sup> k = 2 |
|-------|-----|---|-------|----------|------------------------|
| 10541 | AAD | IEEE 802.11ac WiFi (40 MHz, MCS7, 99pc duty cycle)              | WLAN  | 8.46     | ±0.6                   |
| 10542 | AAD | IEEE 802.11ac WiFi (40 MHz, MCS8, 99pc duty cycle)              | WLAN  | 8.65     | ±0.6                   |
| 10543 | AAD | IEEE 802.11ac WiFi (40 MHz, MCS9, 99pc duty cycle)              | WLAN  | 8.66     | ±0.6                   |
| 10544 | AAD | IEEE 802.11ac WiFi (80 MHz, MCS0, 99pc duty cycle)              | WLAN  | 8.47     | ±0.6                   |
| 10545 | AAD | IEEE 802.11ac WiFi (80 MHz, MCS1, 99pc duty cycle)              | WLAN  | 8.55     | ±0.6                   |
| 10546 | AAD | IEEE 802.11ac WiFi (80 MHz, MCS2, 99pc duty cycle)              | WLAN  | 8.35     | ±0.6                   |
| 10547 | AAD | IEEE 802.11ac WiFi (80 MHz, MCS3, 99pc duty cycle)              | WLAN  | 8.49     | ±0.6                   |
| 10548 | AAD | IEEE 802.11ac WiFi (80 MHz, MCS4, 99pc duty cycle)              | WLAN  | 8.37     | ±0.6                   |
| 10550 | AAD | IEEE 802.11ac WiFi (80 MHz, MCS6, 99pc duty cycle)              | WLAN  | 8.38     | ±0.6                   |
| 10551 | AAD | IEEE 802.11ac WiFi (80 MHz, MCS7, 99pc duty cycle)              | WLAN  | 8.50     | ±0.6                   |
| 10552 | AAD | IEEE 802.11ac WiFi (80 MHz, MCS8, 99pc duty cycle)              | WLAN  | 8.42     | ±0.6                   |
| 10553 | AAD | IEEE 802.11ac WiFi (80 MHz, MCS9, 99pc duty cycle)              | WLAN  | 8.45     | ±0.6                   |
| 10554 | AAE | IEEE 802.11ac WiFi (160 MHz, MCS0, 99pc duty cycle)             | WLAN  | 8.48     | ±0.6                   |
| 10555 | AAE | IEEE 802.11ac WiFi (160 MHz, MCS1, 99pc duty cycle)             | WLAN  | 8.47     | ±0.6                   |
| 10556 | AAE | IEEE 802.11ac WiFi (160 MHz, MCS2, 99pc duty cycle)             | WLAN  | 8.50     | ±0.6                   |
| 10557 | AAE | IEEE 802.11ac WiFi (160 MHz, MCS3, 99pc duty cycle)             | WLAN  | 8.52     | ±0.6                   |
| 10558 | AAE | IEEE 802.11ac WiFi (160 MHz, MCS4, 99pc duty cycle)             | WLAN  | 8.61     | ±0.6                   |
| 10560 | AAE | IEEE 802.11ac WiFi (160 MHz, MCS6, 99pc duty cycle)             | WLAN  | 8.73     | ±0.6                   |
| 10561 | AAE | IEEE 802.11ac WiFi (160 MHz, MCS7, 99pc duty cycle)             | WLAN  | 8.58     | ±0.6                   |
| 10562 | AAE | IEEE 802.11ac WiFi (160 MHz, MCS8, 99pc duty cycle)             | WLAN  | 8.69     | ±0.6                   |
| 10563 | AAE | IEEE 802.11ac WiFi (160 MHz, MCS9, 99pc duty cycle)             | WLAN  | 8.77     | ±0.6                   |
| 10564 | AAA | IEEE 802.11g WiFi 2.4 GHz (DSSS-OFDM, 9 Mbps, 99pc duty cycle)  | WLAN  | 8.25     | ±0.6                   |
| 10565 | AAA | IEEE 802.11g WiFi 2.4 GHz (DSSS-OFDM, 12 Mbps, 99pc duty cycle) | WLAN  | 8.45     | ±0.6                   |
| 10566 | AAA | IEEE 802.11g WiFi 2.4 GHz (DSSS-OFDM, 18 Mbps, 99pc duty cycle) | WLAN  | 8.13     | ±0.6                   |
| 10567 | AAA | IEEE 802.11g WiFi 2.4 GHz (DSSS-OFDM, 24 Mbps, 99pc duty cycle) | WLAN  | 8.00     | ±0.6                   |
| 10568 | AAA | IEEE 802.11g WiFi 2.4 GHz (DSSS-OFDM, 36 Mbps, 99pc duty cycle) | WLAN  | 8.37     | ±0.6                   |
| 10569 | AAA | IEEE 802.11g WiFi 2.4 GHz (DSSS-OFDM, 48 Mbps, 99pc duty cycle) | WLAN  | 8.10     | ±0.6                   |
| 10570 | AAA | IEEE 802.11g WiFi 2.4 GHz (DSSS-OFDM, 54 Mbps, 99pc duty cycle) | WLAN  | 8.30     | ±0.6                   |
| 10571 | AAA | IEEE 802.11b WiFi 2.4 GHz (DSSS, 1 Mbps, 90pc duty cycle)       | WLAN  | 1.99     | ±0.6                   |
| 10572 | AAA | IEEE 802.11b WiFi 2.4 GHz (DSSS, 2 Mbps, 90pc duty cycle)       | WLAN  | 1.99     | ±0.6                   |
| 10573 | AAA | IEEE 802.11b WiFi 2.4 GHz (DSSS, 5.5 Mbps, 90pc duty cycle)     | WLAN  | 1.98     | ±0.6                   |
| 10574 | AAA | IEEE 802.11b WiFi 2.4 GHz (DSSS, 11 Mbps, 90pc duty cycle)      | WLAN  | 1.96     | ±0.6                   |
| 10575 | AAA | IEEE 802.11g WiFi 2.4 GHz (DSSS-OFDM, 6 Mbps, 90pc duty cycle)  | WLAN  | 8.59     | ±0.6                   |
| 10576 | AAA | IEEE 802.11g WiFi 2.4 GHz (DSSS-OFDM, 9 Mbps, 90pc duty cycle)  | WLAN  | 8.60     | ±0.6                   |
| 10577 | AAA | IEEE 802.11g WiFi 2.4 GHz (DSSS-OFDM, 12 Mbps, 90pc duty cycle) | WLAN  | 8.70     | ±0.6                   |
| 10578 | AAA | IEEE 802.11g WiFi 2.4 GHz (DSSS-OFDM, 18 Mbps, 90pc duty cycle) | WLAN  | 8.49     | ±0.6                   |
| 10579 | AAA | IEEE 802.11g WiFi 2.4 GHz (DSSS-OFDM, 24 Mbps, 90pc duty cycle) | WLAN  | 8.36     | ±0.6                   |
| 10580 | AAA | IEEE 802.11g WiFi 2.4 GHz (DSSS-OFDM, 36 Mbps, 90pc duty cycle) | WLAN  | 8.76     | ±0.6                   |
| 10581 | AAA | IEEE 802.11g WiFi 2.4 GHz (DSSS-OFDM, 48 Mbps, 90pc duty cycle) | WLAN  | 8.35     | ±0.6                   |
| 10582 | AAA | IEEE 802.11g WiFi 2.4 GHz (DSSS-OFDM, 54 Mbps, 90pc duty cycle) | WLAN  | 8.67     | ±0.6                   |
| 10583 | AAD | IEEE 802.11a/h WiFi 5 GHz (OFDM, 6 Mbps, 90pc duty cycle)       | WLAN  | 8.59     | ±0.6                   |
| 10584 | AAD | IEEE 802.11a/h WiFi 5 GHz (OFDM, 9 Mbps, 90pc duty cycle)       | WLAN  | 8.60     | ±0.6                   |
| 10585 | AAD | IEEE 802.11a/h WiFi 5 GHz (OFDM, 12 Mbps, 90pc duty cycle)      | WLAN  | 8.70     | ±0.6                   |
| 10586 | AAD | IEEE 802.11a/h WiFi 5 GHz (OFDM, 18 Mbps, 90pc duty cycle)      | WLAN  | 8.49     | ±0.6                   |
| 10587 | AAD | IEEE 802.11a/h WiFi 5 GHz (OFDM, 24 Mbps, 90pc duty cycle)      | WLAN  | 8.36     | ±0.6                   |
| 10588 | AAD | IEEE 802.11a/h WiFi 5 GHz (OFDM, 36 Mbps, 90pc duty cycle)      | WLAN  | 8.76     | ±0.6                   |
| 10589 | AAD | IEEE 802.11a/h WiFi 5 GHz (OFDM, 48 Mbps, 90pc duty cycle)      | WLAN  | 8.35     | ±0.6                   |
| 10590 | AAD | IEEE 802.11a/h WiFi 5 GHz (OFDM, 54 Mbps, 90pc duty cycle)      | WLAN  | 8.67     | ±0.6                   |
| 10591 | AAD | IEEE 802.11n (HT Mixed, 20 MHz, MCS0, 90pc duty cycle)          | WLAN  | 8.63     | ±0.6                   |
| 10592 | AAD | IEEE 802.11n (HT Mixed, 20 MHz, MCS1, 90pc duty cycle)          | WLAN  | 8.75     | ±0.6                   |
| 10593 | AAD | IEEE 802.11n (HT Mixed, 20 MHz, MCS2, 90pc duty cycle)          | WLAN  | 8.64     | ±0.6                   |
| 10594 | AAD | IEEE 802.11n (HT Mixed, 20 MHz, MCS3, 90pc duty cycle)          | WLAN  | 8.74     | ±0.6                   |
| 10595 | AAD | IEEE 802.11n (HT Mixed, 20 MHz, MCS4, 90pc duty cycle)          | WLAN  | 8.74     | ±0.6                   |
| 10596 | AAD | IEEE 802.11n (HT Mixed, 20 MHz, MCS5, 90pc duty cycle)          | WLAN  | 8.71     | ±0.6                   |
| 10597 | AAD | IEEE 802.11n (HT Mixed, 20 MHz, MCS6, 90pc duty cycle)          | WLAN  | 8.72     | ±0.6                   |
| 10598 | AAD | IEEE 802.11n (HT Mixed, 20 MHz, MCS7, 90pc duty cycle)          | WLAN  | 8.50     | ±0.6                   |
| 10599 | AAD | IEEE 802.11n (HT Mixed, 40 MHz, MCS0, 90pc duty cycle)          | WLAN  | 8.70     | ±0.6                   |
| 10600 | AAD | IEEE 802.11n (HT Mixed, 40 MHz, MCS1, 90pc duty cycle)          | WLAN  | 8.88     | ±0.6                   |
| 10601 | AAD | IEEE 802.11n (HT Mixed, 40 MHz, MCS2, 90pc duty cycle)          | WLAN  | 8.82     | ±0.6                   |
| 10602 | AAD | IEEE 802.11n (HT Mixed, 40 MHz, MCS3, 90pc duty cycle)          | WLAN  | 8.94     | ±0.6                   |
| 10603 | AAD | IEEE 802.11n (HT Mixed, 40 MHz, MCS4, 90pc duty cycle)          | WLAN  | 9.03     | ±0.6                   |
| 10604 | AAD | IEEE 802.11n (HT Mixed, 40 MHz, MCS5, 90pc duty cycle)          | WLAN  | 8.76     | ±0.6                   |
| 10605 | AAD | IEEE 802.11n (HT Mixed, 40 MHz, MCS6, 90pc duty cycle)          | WLAN  | 8.97     | ±0.6                   |
| 10606 | AAD | IEEE 802.11n (HT Mixed, 40 MHz, MCS7, 90pc duty cycle)          | WLAN  | 8.82     | ±0.6                   |
| 10607 | AAD | IEEE 802.11ac WiFi (20 MHz, MCS0, 90pc duty cycle)              | WLAN  | 8.64     | ±0.6                   |
| 10608 | AAD | IEEE 802.11ac WiFi (20 MHz, MCS1, 90pc duty cycle)              | WLAN  | 8.77     | ±0.6                   |

Certificate No: EX-3986\_Jan24

Page 16 of 22

EX3DV4 - SN:3986

January 24, 2024

| UID   | Rev | Communication System Name                              | Group     | PAR (dB) | Unc <sup>k</sup> k = 2 |
|-------|-----|--|-----------|----------|------------------------|
| 10609 | AAD | IEEE 802.11ac WiFi (20 MHz, MCS2, 90pc duty cycle)     | WLAN      | 8.57     | ±0.6                   |
| 10610 | AAD | IEEE 802.11ac WiFi (20 MHz, MCS3, 90pc duty cycle)     | WLAN      | 8.78     | ±0.6                   |
| 10611 | AAD | IEEE 802.11ac WiFi (20 MHz, MCS4, 90pc duty cycle)     | WLAN      | 8.70     | ±0.6                   |
| 10612 | AAD | IEEE 802.11ac WiFi (20 MHz, MCS5, 90pc duty cycle)     | WLAN      | 8.77     | ±0.6                   |
| 10613 | AAD | IEEE 802.11ac WiFi (20 MHz, MCS6, 90pc duty cycle)     | WLAN      | 8.94     | ±0.6                   |
| 10614 | AAD | IEEE 802.11ac WiFi (20 MHz, MCS7, 90pc duty cycle)     | WLAN      | 8.59     | ±0.6                   |
| 10615 | AAD | IEEE 802.11ac WiFi (20 MHz, MCS8, 90pc duty cycle)     | WLAN      | 8.82     | ±0.6                   |
| 10616 | AAD | IEEE 802.11ac WiFi (40 MHz, MCS0, 90pc duty cycle)     | WLAN      | 8.82     | ±0.6                   |
| 10617 | AAD | IEEE 802.11ac WiFi (40 MHz, MCS1, 90pc duty cycle)     | WLAN      | 8.81     | ±0.6                   |
| 10618 | AAD | IEEE 802.11ac WiFi (40 MHz, MCS2, 90pc duty cycle)     | WLAN      | 8.58     | ±0.6                   |
| 10619 | AAD | IEEE 802.11ac WiFi (40 MHz, MCS3, 90pc duty cycle)     | WLAN      | 8.86     | ±0.6                   |
| 10620 | AAD | IEEE 802.11ac WiFi (40 MHz, MCS4, 90pc duty cycle)     | WLAN      | 8.87     | ±0.6                   |
| 10621 | AAD | IEEE 802.11ac WiFi (40 MHz, MCS5, 90pc duty cycle)     | WLAN      | 8.77     | ±0.6                   |
| 10622 | AAD | IEEE 802.11ac WiFi (40 MHz, MCS6, 90pc duty cycle)     | WLAN      | 8.68     | ±0.6                   |
| 10623 | AAD | IEEE 802.11ac WiFi (40 MHz, MCS7, 90pc duty cycle)     | WLAN      | 8.82     | ±0.6                   |
| 10624 | AAD | IEEE 802.11ac WiFi (40 MHz, MCS8, 90pc duty cycle)     | WLAN      | 8.96     | ±0.6                   |
| 10625 | AAD | IEEE 802.11ac WiFi (40 MHz, MCS9, 90pc duty cycle)     | WLAN      | 8.98     | ±0.6                   |
| 10626 | AAD | IEEE 802.11ac WiFi (80 MHz, MCS0, 90pc duty cycle)     | WLAN      | 8.83     | ±0.6                   |
| 10627 | AAD | IEEE 802.11ac WiFi (80 MHz, MCS1, 90pc duty cycle)     | WLAN      | 8.88     | ±0.6                   |
| 10628 | AAD | IEEE 802.11ac WiFi (80 MHz, MCS2, 90pc duty cycle)     | WLAN      | 8.71     | ±0.6                   |
| 10629 | AAD | IEEE 802.11ac WiFi (80 MHz, MCS3, 90pc duty cycle)     | WLAN      | 8.85     | ±0.6                   |
| 10630 | AAD | IEEE 802.11ac WiFi (80 MHz, MCS4, 90pc duty cycle)     | WLAN      | 8.72     | ±0.6                   |
| 10631 | AAD | IEEE 802.11ac WiFi (80 MHz, MCS5, 90pc duty cycle)     | WLAN      | 8.81     | ±0.6                   |
| 10632 | AAD | IEEE 802.11ac WiFi (80 MHz, MCS6, 90pc duty cycle)     | WLAN      | 8.74     | ±0.6                   |
| 10633 | AAD | IEEE 802.11ac WiFi (80 MHz, MCS7, 90pc duty cycle)     | WLAN      | 8.83     | ±0.6                   |
| 10634 | AAD | IEEE 802.11ac WiFi (80 MHz, MCS8, 90pc duty cycle)     | WLAN      | 8.80     | ±0.6                   |
| 10635 | AAD | IEEE 802.11ac WiFi (80 MHz, MCS9, 90pc duty cycle)     | WLAN      | 8.81     | ±0.6                   |
| 10636 | AAE | IEEE 802.11ac WiFi (160 MHz, MCS0, 90pc duty cycle)    | WLAN      | 8.83     | ±0.6                   |
| 10637 | AAE | IEEE 802.11ac WiFi (160 MHz, MCS1, 90pc duty cycle)    | WLAN      | 8.78     | ±0.6                   |
| 10638 | AAE | IEEE 802.11ac WiFi (160 MHz, MCS2, 90pc duty cycle)    | WLAN      | 8.88     | ±0.6                   |
| 10639 | AAE | IEEE 802.11ac WiFi (160 MHz, MCS3, 90pc duty cycle)    | WLAN      | 8.85     | ±0.6                   |
| 10640 | AAE | IEEE 802.11ac WiFi (160 MHz, MCS4, 90pc duty cycle)    | WLAN      | 8.98     | ±0.6                   |
| 10641 | AAE | IEEE 802.11ac WiFi (160 MHz, MCS5, 90pc duty cycle)    | WLAN      | 9.06     | ±0.6                   |
| 10642 | AAE | IEEE 802.11ac WiFi (160 MHz, MCS6, 90pc duty cycle)    | WLAN      | 9.06     | ±0.6                   |
| 10643 | AAE | IEEE 802.11ac WiFi (160 MHz, MCS7, 90pc duty cycle)    | WLAN      | 8.89     | ±0.6                   |
| 10644 | AAE | IEEE 802.11ac WiFi (160 MHz, MCS8, 90pc duty cycle)    | WLAN      | 9.05     | ±0.6                   |
| 10645 | AAE | IEEE 802.11ac WiFi (160 MHz, MCS9, 90pc duty cycle)    | WLAN      | 9.11     | ±0.6                   |
| 10646 | AAH | LTE-TDD (SC-FDMA, 1 RB, 5 MHz, QPSK, UL Subframe=2,7)  | LTE-TDD   | 11.96    | ±0.6                   |
| 10647 | AAG | LTE-TDD (SC-FDMA, 1 RB, 20 MHz, QPSK, UL Subframe=2,7) | LTE-TDD   | 11.96    | ±0.6                   |
| 10648 | AAA | CDMA2000 (1x Advanced)                                 | CDMA2000  | 3.45     | ±0.6                   |
| 10652 | AAF | LTE-TDD (OFDMA, 5 MHz, E-TM 3.1, Clipping 44%)         | LTE-TDD   | 6.91     | ±0.6                   |
| 10653 | AAF | LTE-TDD (OFDMA, 10 MHz, E-TM 3.1, Clipping 44%)        | LTE-TDD   | 7.42     | ±0.6                   |
| 10654 | AAE | LTE-TDD (OFDMA, 15 MHz, E-TM 3.1, Clipping 44%)        | LTE-TDD   | 6.96     | ±0.6                   |
| 10655 | AAF | LTE-TDD (OFDMA, 20 MHz, E-TM 3.1, Clipping 44%)        | LTE-TDD   | 7.21     | ±0.6                   |
| 10658 | AAB | Pulse Waveform (200Hz, 10%)                            | Test      | 10.00    | ±0.6                   |
| 10659 | AAB | Pulse Waveform (200Hz, 20%)                            | Test      | 6.99     | ±0.6                   |
| 10660 | AAB | Pulse Waveform (200Hz, 40%)                            | Test      | 3.96     | ±0.6                   |
| 10661 | AAB | Pulse Waveform (200Hz, 60%)                            | Test      | 2.22     | ±0.6                   |
| 10662 | AAB | Pulse Waveform (200Hz, 80%)                            | Test      | 0.97     | ±0.6                   |
| 10670 | AAA | Bluetooth Low Energy                                   | Bluetooth | 2.19     | ±0.6                   |
| 10671 | AAC | IEEE 802.11ax (20 MHz, MCS0, 90pc duty cycle)          | WLAN      | 9.09     | ±0.6                   |
| 10672 | AAC | IEEE 802.11ax (20 MHz, MCS1, 90pc duty cycle)          | WLAN      | 8.57     | ±0.6                   |
| 10673 | AAC | IEEE 802.11ax (20 MHz, MCS2, 90pc duty cycle)          | WLAN      | 8.78     | ±0.6                   |
| 10674 | AAC | IEEE 802.11ax (20 MHz, MCS3, 90pc duty cycle)          | WLAN      | 8.74     | ±0.6                   |
| 10675 | AAC | IEEE 802.11ax (20 MHz, MCS4, 90pc duty cycle)          | WLAN      | 8.90     | ±0.6                   |
| 10676 | AAC | IEEE 802.11ax (20 MHz, MCS5, 90pc duty cycle)          | WLAN      | 8.77     | ±0.6                   |
| 10677 | AAC | IEEE 802.11ax (20 MHz, MCS6, 90pc duty cycle)          | WLAN      | 8.73     | ±0.6                   |
| 10678 | AAC | IEEE 802.11ax (20 MHz, MCS7, 90pc duty cycle)          | WLAN      | 8.76     | ±0.6                   |
| 10679 | AAC | IEEE 802.11ax (20 MHz, MCS8, 90pc duty cycle)          | WLAN      | 8.89     | ±0.6                   |
| 10680 | AAC | IEEE 802.11ax (20 MHz, MCS9, 90pc duty cycle)          | WLAN      | 8.80     | ±0.6                   |
| 10681 | AAC | IEEE 802.11ax (20 MHz, MCS10, 90pc duty cycle)         | WLAN      | 8.62     | ±0.6                   |
| 10682 | AAC | IEEE 802.11ax (20 MHz, MCS11, 90pc duty cycle)         | WLAN      | 8.83     | ±0.6                   |
| 10683 | AAC | IEEE 802.11ax (20 MHz, MCS0, 99pc duty cycle)          | WLAN      | 8.42     | ±0.6                   |
| 10684 | AAC | IEEE 802.11ax (20 MHz, MCS1, 99pc duty cycle)          | WLAN      | 8.28     | ±0.6                   |
| 10685 | AAC | IEEE 802.11ax (20 MHz, MCS2, 99pc duty cycle)          | WLAN      | 8.33     | ±0.6                   |
| 10686 | AAC | IEEE 802.11ax (20 MHz, MCS3, 99pc duty cycle)          | WLAN      | 8.28     | ±0.6                   |

Certificate No: EX-3986\_Jan24

Page 17 of 22

EX3DV4 - SN:3986

January 24, 2024

| UID   | Rev | Communication System Name                      | Group | PAR (dB) | Unc <sup>2</sup> # = 2 |
|-------|-----|--|-------|----------|------------------------|
| 10687 | AAC | IEEE 802.11ax (20 MHz, MCS4, 99pc duty cycle)  | WLAN  | 8.45     | ±9.6                   |
| 10688 | AAC | IEEE 802.11ax (20 MHz, MCS5, 99pc duty cycle)  | WLAN  | 8.29     | ±9.6                   |
| 10689 | AAC | IEEE 802.11ax (20 MHz, MCS6, 99pc duty cycle)  | WLAN  | 8.55     | ±9.6                   |
| 10690 | AAC | IEEE 802.11ax (20 MHz, MCS7, 99pc duty cycle)  | WLAN  | 8.29     | ±9.6                   |
| 10691 | AAC | IEEE 802.11ax (20 MHz, MCS8, 99pc duty cycle)  | WLAN  | 8.25     | ±9.6                   |
| 10692 | AAC | IEEE 802.11ax (20 MHz, MCS9, 99pc duty cycle)  | WLAN  | 8.29     | ±9.6                   |
| 10693 | AAC | IEEE 802.11ax (20 MHz, MCS10, 99pc duty cycle) | WLAN  | 8.25     | ±9.6                   |
| 10694 | AAC | IEEE 802.11ax (20 MHz, MCS11, 99pc duty cycle) | WLAN  | 8.57     | ±9.6                   |
| 10695 | AAC | IEEE 802.11ax (40 MHz, MCS0, 90pc duty cycle)  | WLAN  | 8.78     | ±9.6                   |
| 10696 | AAC | IEEE 802.11ax (40 MHz, MCS1, 90pc duty cycle)  | WLAN  | 8.91     | ±9.6                   |
| 10697 | AAC | IEEE 802.11ax (40 MHz, MCS2, 90pc duty cycle)  | WLAN  | 8.61     | ±9.6                   |
| 10698 | AAC | IEEE 802.11ax (40 MHz, MCS3, 90pc duty cycle)  | WLAN  | 8.89     | ±9.6                   |
| 10699 | AAC | IEEE 802.11ax (40 MHz, MCS4, 90pc duty cycle)  | WLAN  | 8.82     | ±9.6                   |
| 10700 | AAC | IEEE 802.11ax (40 MHz, MCS5, 90pc duty cycle)  | WLAN  | 8.73     | ±9.6                   |
| 10701 | AAC | IEEE 802.11ax (40 MHz, MCS6, 90pc duty cycle)  | WLAN  | 8.86     | ±9.6                   |
| 10702 | AAC | IEEE 802.11ax (40 MHz, MCS7, 90pc duty cycle)  | WLAN  | 8.70     | ±9.6                   |
| 10703 | AAC | IEEE 802.11ax (40 MHz, MCS8, 90pc duty cycle)  | WLAN  | 8.82     | ±9.6                   |
| 10704 | AAC | IEEE 802.11ax (40 MHz, MCS9, 90pc duty cycle)  | WLAN  | 8.56     | ±9.6                   |
| 10705 | AAC | IEEE 802.11ax (40 MHz, MCS10, 90pc duty cycle) | WLAN  | 8.89     | ±9.6                   |
| 10706 | AAC | IEEE 802.11ax (40 MHz, MCS11, 90pc duty cycle) | WLAN  | 8.66     | ±9.6                   |
| 10707 | AAC | IEEE 802.11ax (40 MHz, MCS0, 99pc duty cycle)  | WLAN  | 8.32     | ±9.6                   |
| 10708 | AAC | IEEE 802.11ax (40 MHz, MCS1, 99pc duty cycle)  | WLAN  | 8.55     | ±9.6                   |
| 10709 | AAC | IEEE 802.11ax (40 MHz, MCS2, 99pc duty cycle)  | WLAN  | 8.33     | ±9.6                   |
| 10710 | AAC | IEEE 802.11ax (40 MHz, MCS3, 99pc duty cycle)  | WLAN  | 8.29     | ±9.6                   |
| 10711 | AAC | IEEE 802.11ax (40 MHz, MCS4, 99pc duty cycle)  | WLAN  | 8.39     | ±9.6                   |
| 10712 | AAC | IEEE 802.11ax (40 MHz, MCS5, 99pc duty cycle)  | WLAN  | 8.67     | ±9.6                   |
| 10713 | AAC | IEEE 802.11ax (40 MHz, MCS6, 99pc duty cycle)  | WLAN  | 8.33     | ±9.6                   |
| 10714 | AAC | IEEE 802.11ax (40 MHz, MCS7, 99pc duty cycle)  | WLAN  | 8.26     | ±9.6                   |
| 10715 | AAC | IEEE 802.11ax (40 MHz, MCS8, 99pc duty cycle)  | WLAN  | 8.45     | ±9.6                   |
| 10716 | AAC | IEEE 802.11ax (40 MHz, MCS9, 99pc duty cycle)  | WLAN  | 8.30     | ±9.6                   |
| 10717 | AAC | IEEE 802.11ax (40 MHz, MCS10, 99pc duty cycle) | WLAN  | 8.48     | ±9.6                   |
| 10718 | AAC | IEEE 802.11ax (40 MHz, MCS11, 99pc duty cycle) | WLAN  | 8.24     | ±9.6                   |
| 10719 | AAC | IEEE 802.11ax (80 MHz, MCS0, 90pc duty cycle)  | WLAN  | 8.81     | ±9.6                   |
| 10720 | AAC | IEEE 802.11ax (80 MHz, MCS1, 90pc duty cycle)  | WLAN  | 8.87     | ±9.6                   |
| 10721 | AAC | IEEE 802.11ax (80 MHz, MCS2, 90pc duty cycle)  | WLAN  | 8.76     | ±9.6                   |
| 10722 | AAC | IEEE 802.11ax (80 MHz, MCS3, 90pc duty cycle)  | WLAN  | 8.55     | ±9.6                   |
| 10723 | AAC | IEEE 802.11ax (80 MHz, MCS4, 90pc duty cycle)  | WLAN  | 8.70     | ±9.6                   |
| 10724 | AAC | IEEE 802.11ax (80 MHz, MCS5, 90pc duty cycle)  | WLAN  | 8.90     | ±9.6                   |
| 10725 | AAC | IEEE 802.11ax (80 MHz, MCS6, 90pc duty cycle)  | WLAN  | 8.74     | ±9.6                   |
| 10726 | AAC | IEEE 802.11ax (80 MHz, MCS7, 90pc duty cycle)  | WLAN  | 8.72     | ±9.6                   |
| 10727 | AAC | IEEE 802.11ax (80 MHz, MCS8, 90pc duty cycle)  | WLAN  | 8.66     | ±9.6                   |
| 10728 | AAC | IEEE 802.11ax (80 MHz, MCS9, 90pc duty cycle)  | WLAN  | 8.65     | ±9.6                   |
| 10729 | AAC | IEEE 802.11ax (80 MHz, MCS10, 90pc duty cycle) | WLAN  | 8.64     | ±9.6                   |
| 10730 | AAC | IEEE 802.11ax (80 MHz, MCS11, 90pc duty cycle) | WLAN  | 8.67     | ±9.6                   |
| 10731 | AAC | IEEE 802.11ax (80 MHz, MCS0, 99pc duty cycle)  | WLAN  | 8.42     | ±9.6                   |
| 10732 | AAC | IEEE 802.11ax (80 MHz, MCS1, 99pc duty cycle)  | WLAN  | 8.46     | ±9.6                   |
| 10733 | AAC | IEEE 802.11ax (80 MHz, MCS2, 99pc duty cycle)  | WLAN  | 8.40     | ±9.6                   |
| 10734 | AAC | IEEE 802.11ax (80 MHz, MCS3, 99pc duty cycle)  | WLAN  | 8.25     | ±9.6                   |
| 10735 | AAC | IEEE 802.11ax (80 MHz, MCS4, 99pc duty cycle)  | WLAN  | 8.33     | ±9.6                   |
| 10736 | AAC | IEEE 802.11ax (80 MHz, MCS5, 99pc duty cycle)  | WLAN  | 8.27     | ±9.6                   |
| 10737 | AAC | IEEE 802.11ax (80 MHz, MCS6, 99pc duty cycle)  | WLAN  | 8.36     | ±9.6                   |
| 10738 | AAC | IEEE 802.11ax (80 MHz, MCS7, 99pc duty cycle)  | WLAN  | 8.42     | ±9.6                   |
| 10739 | AAC | IEEE 802.11ax (80 MHz, MCS8, 99pc duty cycle)  | WLAN  | 8.29     | ±9.6                   |
| 10740 | AAC | IEEE 802.11ax (80 MHz, MCS9, 99pc duty cycle)  | WLAN  | 8.48     | ±9.6                   |
| 10741 | AAC | IEEE 802.11ax (80 MHz, MCS10, 99pc duty cycle) | WLAN  | 8.40     | ±9.6                   |
| 10742 | AAC | IEEE 802.11ax (80 MHz, MCS11, 99pc duty cycle) | WLAN  | 8.43     | ±9.6                   |
| 10743 | AAC | IEEE 802.11ax (160 MHz, MCS0, 90pc duty cycle) | WLAN  | 8.94     | ±9.6                   |
| 10744 | AAC | IEEE 802.11ax (160 MHz, MCS1, 90pc duty cycle) | WLAN  | 9.16     | ±9.6                   |
| 10745 | AAC | IEEE 802.11ax (160 MHz, MCS2, 90pc duty cycle) | WLAN  | 8.93     | ±9.6                   |
| 10746 | AAC | IEEE 802.11ax (160 MHz, MCS3, 90pc duty cycle) | WLAN  | 9.11     | ±9.6                   |
| 10747 | AAC | IEEE 802.11ax (160 MHz, MCS4, 90pc duty cycle) | WLAN  | 9.04     | ±9.6                   |
| 10748 | AAC | IEEE 802.11ax (160 MHz, MCS5, 90pc duty cycle) | WLAN  | 8.93     | ±9.6                   |
| 10749 | AAC | IEEE 802.11ax (160 MHz, MCS6, 90pc duty cycle) | WLAN  | 8.90     | ±9.6                   |
| 10750 | AAC | IEEE 802.11ax (160 MHz, MCS7, 90pc duty cycle) | WLAN  | 8.79     | ±9.6                   |
| 10751 | AAC | IEEE 802.11ax (160 MHz, MCS8, 90pc duty cycle) | WLAN  | 8.82     | ±9.6                   |
| 10752 | AAC | IEEE 802.11ax (160 MHz, MCS9, 90pc duty cycle) | WLAN  | 8.81     | ±9.6                   |

Certificate No: EX-3986\_Jan24

Page 18 of 22

EX3DV4 - SN:3986

January 24, 2024

| UID   | Rev | Communication System Name                       | Group         | PAR (dB) | Unc <sup>k</sup> k = 2 |
|-------|-----|---|---------------|----------|------------------------|
| 10753 | AAC | IEEE 802.11ax (160 MHz, MCS10, 90pc duty cycle) | WLAN          | 9.00     | ±0.6                   |
| 10754 | AAC | IEEE 802.11ax (160 MHz, MCS11, 90pc duty cycle) | WLAN          | 8.94     | ±0.5                   |
| 10755 | AAC | IEEE 802.11ax (160 MHz, MCS0, 99pc duty cycle)  | WLAN          | 8.64     | ±0.6                   |
| 10756 | AAC | IEEE 802.11ax (160 MHz, MCS1, 99pc duty cycle)  | WLAN          | 8.77     | ±0.6                   |
| 10757 | AAC | IEEE 802.11ax (160 MHz, MCS2, 99pc duty cycle)  | WLAN          | 8.77     | ±0.6                   |
| 10758 | AAC | IEEE 802.11ax (160 MHz, MCS3, 99pc duty cycle)  | WLAN          | 8.69     | ±0.6                   |
| 10759 | AAC | IEEE 802.11ax (160 MHz, MCS4, 99pc duty cycle)  | WLAN          | 8.58     | ±0.6                   |
| 10760 | AAC | IEEE 802.11ax (160 MHz, MCS5, 99pc duty cycle)  | WLAN          | 8.49     | ±0.6                   |
| 10761 | AAC | IEEE 802.11ax (160 MHz, MCS6, 99pc duty cycle)  | WLAN          | 8.56     | ±0.6                   |
| 10762 | AAC | IEEE 802.11ax (160 MHz, MCS7, 99pc duty cycle)  | WLAN          | 8.49     | ±0.6                   |
| 10763 | AAC | IEEE 802.11ax (160 MHz, MCS8, 99pc duty cycle)  | WLAN          | 8.53     | ±0.6                   |
| 10764 | AAC | IEEE 802.11ax (160 MHz, MCS9, 99pc duty cycle)  | WLAN          | 8.54     | ±0.6                   |
| 10765 | AAC | IEEE 802.11ax (160 MHz, MCS10, 99pc duty cycle) | WLAN          | 8.54     | ±0.6                   |
| 10766 | AAC | IEEE 802.11ax (160 MHz, MCS11, 99pc duty cycle) | WLAN          | 8.51     | ±0.5                   |
| 10767 | AAG | 5G NR (CP-OFDM, 1 RB, 5 MHz, QPSK, 15 kHz)      | 5G NR FR1 TDD | 7.99     | ±0.6                   |
| 10768 | AAE | 5G NR (CP-OFDM, 1 RB, 10 MHz, QPSK, 15 kHz)     | 5G NR FR1 TDD | 8.01     | ±0.6                   |
| 10769 | AAD | 5G NR (CP-OFDM, 1 RB, 15 MHz, QPSK, 15 kHz)     | 5G NR FR1 TDD | 8.01     | ±0.6                   |
| 10770 | AAE | 5G NR (CP-OFDM, 1 RB, 20 MHz, QPSK, 15 kHz)     | 5G NR FR1 TDD | 8.02     | ±0.6                   |
| 10771 | AAD | 5G NR (CP-OFDM, 1 RB, 25 MHz, QPSK, 15 kHz)     | 5G NR FR1 TDD | 8.02     | ±0.6                   |
| 10772 | AAE | 5G NR (CP-OFDM, 1 RB, 30 MHz, QPSK, 15 kHz)     | 5G NR FR1 TDD | 8.23     | ±0.6                   |
| 10773 | AAF | 5G NR (CP-OFDM, 1 RB, 40 MHz, QPSK, 15 kHz)     | 5G NR FR1 TDD | 8.03     | ±0.6                   |
| 10774 | AAE | 5G NR (CP-OFDM, 1 RB, 50 MHz, QPSK, 15 kHz)     | 5G NR FR1 TDD | 8.02     | ±0.6                   |
| 10775 | AAF | 5G NR (CP-OFDM, 50% RB, 5 MHz, QPSK, 15 kHz)    | 5G NR FR1 TDD | 8.31     | ±0.6                   |
| 10776 | AAE | 5G NR (CP-OFDM, 50% RB, 10 MHz, QPSK, 15 kHz)   | 5G NR FR1 TDD | 8.30     | ±0.6                   |
| 10777 | AAC | 5G NR (CP-OFDM, 50% RB, 15 MHz, QPSK, 15 kHz)   | 5G NR FR1 TDD | 8.30     | ±0.6                   |
| 10778 | AAE | 5G NR (CP-OFDM, 50% RB, 20 MHz, QPSK, 15 kHz)   | 5G NR FR1 TDD | 8.34     | ±0.6                   |
| 10779 | AAC | 5G NR (CP-OFDM, 50% RB, 25 MHz, QPSK, 15 kHz)   | 5G NR FR1 TDD | 8.42     | ±0.6                   |
| 10780 | AAE | 5G NR (CP-OFDM, 50% RB, 30 MHz, QPSK, 15 kHz)   | 5G NR FR1 TDD | 8.38     | ±0.6                   |
| 10781 | AAF | 5G NR (CP-OFDM, 50% RB, 40 MHz, QPSK, 15 kHz)   | 5G NR FR1 TDD | 8.38     | ±0.6                   |
| 10782 | AAE | 5G NR (CP-OFDM, 50% RB, 50 MHz, QPSK, 15 kHz)   | 5G NR FR1 TDD | 8.43     | ±0.6                   |
| 10783 | AAG | 5G NR (CP-OFDM, 100% RB, 5 MHz, QPSK, 15 kHz)   | 5G NR FR1 TDD | 8.31     | ±0.6                   |
| 10784 | AAE | 5G NR (CP-OFDM, 100% RB, 10 MHz, QPSK, 15 kHz)  | 5G NR FR1 TDD | 8.29     | ±0.6                   |
| 10785 | AAD | 5G NR (CP-OFDM, 100% RB, 15 MHz, QPSK, 15 kHz)  | 5G NR FR1 TDD | 8.40     | ±0.6                   |
| 10786 | AAE | 5G NR (CP-OFDM, 100% RB, 20 MHz, QPSK, 15 kHz)  | 5G NR FR1 TDD | 8.35     | ±0.6                   |
| 10787 | AAD | 5G NR (CP-OFDM, 100% RB, 25 MHz, QPSK, 15 kHz)  | 5G NR FR1 TDD | 8.44     | ±0.6                   |
| 10788 | AAE | 5G NR (CP-OFDM, 100% RB, 30 MHz, QPSK, 15 kHz)  | 5G NR FR1 TDD | 8.39     | ±0.6                   |
| 10789 | AAF | 5G NR (CP-OFDM, 100% RB, 40 MHz, QPSK, 15 kHz)  | 5G NR FR1 TDD | 8.37     | ±0.6                   |
| 10790 | AAE | 5G NR (CP-OFDM, 100% RB, 50 MHz, QPSK, 15 kHz)  | 5G NR FR1 TDD | 8.39     | ±0.6                   |
| 10791 | AAG | 5G NR (CP-OFDM, 1 RB, 5 MHz, QPSK, 30 kHz)      | 5G NR FR1 TDD | 7.83     | ±0.6                   |
| 10792 | AAE | 5G NR (CP-OFDM, 1 RB, 10 MHz, QPSK, 30 kHz)     | 5G NR FR1 TDD | 7.92     | ±0.6                   |
| 10793 | AAD | 5G NR (CP-OFDM, 1 RB, 15 MHz, QPSK, 30 kHz)     | 5G NR FR1 TDD | 7.95     | ±0.6                   |
| 10794 | AAE | 5G NR (CP-OFDM, 1 RB, 20 MHz, QPSK, 30 kHz)     | 5G NR FR1 TDD | 7.82     | ±0.6                   |
| 10795 | AAD | 5G NR (CP-OFDM, 1 RB, 25 MHz, QPSK, 30 kHz)     | 5G NR FR1 TDD | 7.84     | ±0.6                   |
| 10796 | AAE | 5G NR (CP-OFDM, 1 RB, 30 MHz, QPSK, 30 kHz)     | 5G NR FR1 TDD | 7.82     | ±0.6                   |
| 10797 | AAF | 5G NR (CP-OFDM, 1 RB, 40 MHz, QPSK, 30 kHz)     | 5G NR FR1 TDD | 8.01     | ±0.6                   |
| 10798 | AAE | 5G NR (CP-OFDM, 1 RB, 50 MHz, QPSK, 30 kHz)     | 5G NR FR1 TDD | 7.99     | ±0.6                   |
| 10799 | AAF | 5G NR (CP-OFDM, 1 RB, 60 MHz, QPSK, 30 kHz)     | 5G NR FR1 TDD | 7.93     | ±0.6                   |
| 10801 | AAF | 5G NR (CP-OFDM, 1 RB, 80 MHz, QPSK, 30 kHz)     | 5G NR FR1 TDD | 7.89     | ±0.6                   |
| 10802 | AAE | 5G NR (CP-OFDM, 1 RB, 90 MHz, QPSK, 30 kHz)     | 5G NR FR1 TDD | 7.87     | ±0.6                   |
| 10803 | AAF | 5G NR (CP-OFDM, 1 RB, 100 MHz, QPSK, 30 kHz)    | 5G NR FR1 TDD | 7.93     | ±0.6                   |
| 10805 | AAE | 5G NR (CP-OFDM, 50% RB, 10 MHz, QPSK, 30 kHz)   | 5G NR FR1 TDD | 8.34     | ±0.6                   |
| 10806 | AAD | 5G NR (CP-OFDM, 50% RB, 15 MHz, QPSK, 30 kHz)   | 5G NR FR1 TDD | 8.37     | ±0.6                   |
| 10809 | AAE | 5G NR (CP-OFDM, 50% RB, 30 MHz, QPSK, 30 kHz)   | 5G NR FR1 TDD | 8.34     | ±0.6                   |
| 10810 | AAF | 5G NR (CP-OFDM, 50% RB, 40 MHz, QPSK, 30 kHz)   | 5G NR FR1 TDD | 8.34     | ±0.6                   |
| 10812 | AAF | 5G NR (CP-OFDM, 50% RB, 60 MHz, QPSK, 30 kHz)   | 5G NR FR1 TDD | 8.35     | ±0.6                   |
| 10817 | AAG | 5G NR (CP-OFDM, 100% RB, 5 MHz, QPSK, 30 kHz)   | 5G NR FR1 TDD | 8.35     | ±0.6                   |
| 10818 | AAE | 5G NR (CP-OFDM, 100% RB, 10 MHz, QPSK, 30 kHz)  | 5G NR FR1 TDD | 8.34     | ±0.6                   |
| 10819 | AAD | 5G NR (CP-OFDM, 100% RB, 15 MHz, QPSK, 30 kHz)  | 5G NR FR1 TDD | 8.33     | ±0.6                   |
| 10820 | AAE | 5G NR (CP-OFDM, 100% RB, 20 MHz, QPSK, 30 kHz)  | 5G NR FR1 TDD | 8.30     | ±0.6                   |
| 10821 | AAD | 5G NR (CP-OFDM, 100% RB, 25 MHz, QPSK, 30 kHz)  | 5G NR FR1 TDD | 8.41     | ±0.6                   |
| 10822 | AAE | 5G NR (CP-OFDM, 100% RB, 30 MHz, QPSK, 30 kHz)  | 5G NR FR1 TDD | 8.41     | ±0.6                   |
| 10823 | AAF | 5G NR (CP-OFDM, 100% RB, 40 MHz, QPSK, 30 kHz)  | 5G NR FR1 TDD | 8.26     | ±0.6                   |
| 10824 | AAE | 5G NR (CP-OFDM, 100% RB, 50 MHz, QPSK, 30 kHz)  | 5G NR FR1 TDD | 8.39     | ±0.6                   |
| 10825 | AAF | 5G NR (CP-OFDM, 100% RB, 60 MHz, QPSK, 30 kHz)  | 5G NR FR1 TDD | 8.41     | ±0.6                   |
| 10827 | AAF | 5G NR (CP-OFDM, 100% RB, 80 MHz, QPSK, 30 kHz)  | 5G NR FR1 TDD | 8.42     | ±0.6                   |
| 10828 | AAE | 5G NR (CP-OFDM, 100% RB, 90 MHz, QPSK, 30 kHz)  | 5G NR FR1 TDD | 8.43     | ±0.6                   |

Certificate No: EX-3986\_Jan24

Page 19 of 22



EX3DV4 - SN:3986

January 24, 2024

| UID   | Rev | Communication System Name                            | Group         | PAR (dB) | Unc <sup>k</sup> k = 2 |
|-------|-----|--|---------------|----------|------------------------|
| 10820 | AAF | 5G NR (CP-OFDM, 100% RB, 100 MHz, QPSK, 30 kHz)      | 5G NR FR1 TDD | 8.40     | ±0.6                   |
| 10830 | AAE | 5G NR (CP-OFDM, 1 RB, 10 MHz, QPSK, 60 kHz)          | 5G NR FR1 TDD | 7.63     | ±0.6                   |
| 10831 | AAD | 5G NR (CP-OFDM, 1 RB, 15 MHz, QPSK, 60 kHz)          | 5G NR FR1 TDD | 7.73     | ±0.6                   |
| 10832 | AAE | 5G NR (CP-OFDM, 1 RB, 20 MHz, QPSK, 60 kHz)          | 5G NR FR1 TDD | 7.74     | ±0.6                   |
| 10833 | AAD | 5G NR (CP-OFDM, 1 RB, 25 MHz, QPSK, 60 kHz)          | 5G NR FR1 TDD | 7.70     | ±0.6                   |
| 10834 | AAE | 5G NR (CP-OFDM, 1 RB, 30 MHz, QPSK, 60 kHz)          | 5G NR FR1 TDD | 7.75     | ±0.6                   |
| 10835 | AAF | 5G NR (CP-OFDM, 1 RB, 40 MHz, QPSK, 60 kHz)          | 5G NR FR1 TDD | 7.70     | ±0.6                   |
| 10836 | AAE | 5G NR (CP-OFDM, 1 RB, 50 MHz, QPSK, 60 kHz)          | 5G NR FR1 TDD | 7.66     | ±0.6                   |
| 10837 | AAF | 5G NR (CP-OFDM, 1 RB, 60 MHz, QPSK, 60 kHz)          | 5G NR FR1 TDD | 7.68     | ±0.6                   |
| 10838 | AAF | 5G NR (CP-OFDM, 1 RB, 80 MHz, QPSK, 60 kHz)          | 5G NR FR1 TDD | 7.70     | ±0.6                   |
| 10840 | AAE | 5G NR (CP-OFDM, 1 RB, 90 MHz, QPSK, 60 kHz)          | 5G NR FR1 TDD | 7.67     | ±0.6                   |
| 10841 | AAF | 5G NR (CP-OFDM, 1 RB, 100 MHz, QPSK, 60 kHz)         | 5G NR FR1 TDD | 7.71     | ±0.6                   |
| 10843 | AAD | 5G NR (CP-OFDM, 50% RB, 15 MHz, QPSK, 60 kHz)        | 5G NR FR1 TDD | 8.49     | ±0.6                   |
| 10844 | AAE | 5G NR (CP-OFDM, 50% RB, 20 MHz, QPSK, 60 kHz)        | 5G NR FR1 TDD | 8.34     | ±0.6                   |
| 10846 | AAE | 5G NR (CP-OFDM, 50% RB, 30 MHz, QPSK, 60 kHz)        | 5G NR FR1 TDD | 8.41     | ±0.6                   |
| 10854 | AAE | 5G NR (CP-OFDM, 100% RB, 10 MHz, QPSK, 60 kHz)       | 5G NR FR1 TDD | 8.34     | ±0.6                   |
| 10855 | AAD | 5G NR (CP-OFDM, 100% RB, 15 MHz, QPSK, 60 kHz)       | 5G NR FR1 TDD | 8.36     | ±0.6                   |
| 10856 | AAE | 5G NR (CP-OFDM, 100% RB, 20 MHz, QPSK, 60 kHz)       | 5G NR FR1 TDD | 8.37     | ±0.6                   |
| 10857 | AAD | 5G NR (CP-OFDM, 100% RB, 25 MHz, QPSK, 60 kHz)       | 5G NR FR1 TDD | 8.35     | ±0.6                   |
| 10858 | AAE | 5G NR (CP-OFDM, 100% RB, 30 MHz, QPSK, 60 kHz)       | 5G NR FR1 TDD | 8.36     | ±0.6                   |
| 10859 | AAF | 5G NR (CP-OFDM, 100% RB, 40 MHz, QPSK, 60 kHz)       | 5G NR FR1 TDD | 8.34     | ±0.6                   |
| 10860 | AAE | 5G NR (CP-OFDM, 100% RB, 50 MHz, QPSK, 60 kHz)       | 5G NR FR1 TDD | 8.41     | ±0.6                   |
| 10861 | AAF | 5G NR (CP-OFDM, 100% RB, 60 MHz, QPSK, 60 kHz)       | 5G NR FR1 TDD | 8.40     | ±0.6                   |
| 10863 | AAF | 5G NR (CP-OFDM, 100% RB, 80 MHz, QPSK, 60 kHz)       | 5G NR FR1 TDD | 8.41     | ±0.6                   |
| 10864 | AAE | 5G NR (CP-OFDM, 100% RB, 90 MHz, QPSK, 60 kHz)       | 5G NR FR1 TDD | 8.37     | ±0.6                   |
| 10865 | AAF | 5G NR (CP-OFDM, 100% RB, 100 MHz, QPSK, 60 kHz)      | 5G NR FR1 TDD | 8.41     | ±0.6                   |
| 10866 | AAF | 5G NR (DFT-s-OFDM, 1 RB, 100 MHz, QPSK, 30 kHz)      | 5G NR FR1 TDD | 5.68     | ±0.6                   |
| 10868 | AAF | 5G NR (DFT-s-OFDM, 100% RB, 100 MHz, QPSK, 30 kHz)   | 5G NR FR1 TDD | 5.89     | ±0.6                   |
| 10869 | AAE | 5G NR (DFT-s-OFDM, 1 RB, 100 MHz, QPSK, 120 kHz)     | 5G NR FR2 TDD | 5.75     | ±0.6                   |
| 10870 | AAE | 5G NR (DFT-s-OFDM, 100% RB, 100 MHz, QPSK, 120 kHz)  | 5G NR FR2 TDD | 5.86     | ±0.6                   |
| 10871 | AAE | 5G NR (DFT-s-OFDM, 1 RB, 100 MHz, 16QAM, 120 kHz)    | 5G NR FR2 TDD | 5.75     | ±0.6                   |
| 10872 | AAE | 5G NR (DFT-s-OFDM, 100% RB, 100 MHz, 16QAM, 120 kHz) | 5G NR FR2 TDD | 6.52     | ±0.6                   |
| 10873 | AAE | 5G NR (DFT-s-OFDM, 1 RB, 100 MHz, 64QAM, 120 kHz)    | 5G NR FR2 TDD | 6.61     | ±0.6                   |
| 10874 | AAE | 5G NR (DFT-s-OFDM, 100% RB, 100 MHz, 64QAM, 120 kHz) | 5G NR FR2 TDD | 6.65     | ±0.6                   |
| 10875 | AAE | 5G NR (CP-OFDM, 1 RB, 100 MHz, QPSK, 120 kHz)        | 5G NR FR2 TDD | 7.78     | ±0.6                   |
| 10876 | AAE | 5G NR (CP-OFDM, 100% RB, 100 MHz, QPSK, 120 kHz)     | 5G NR FR2 TDD | 8.39     | ±0.6                   |
| 10877 | AAE | 5G NR (CP-OFDM, 1 RB, 100 MHz, 16QAM, 120 kHz)       | 5G NR FR2 TDD | 7.95     | ±0.6                   |
| 10878 | AAE | 5G NR (CP-OFDM, 100% RB, 100 MHz, 16QAM, 120 kHz)    | 5G NR FR2 TDD | 8.41     | ±0.6                   |
| 10879 | AAE | 5G NR (CP-OFDM, 1 RB, 100 MHz, 64QAM, 120 kHz)       | 5G NR FR2 TDD | 8.12     | ±0.6                   |
| 10880 | AAE | 5G NR (CP-OFDM, 100% RB, 100 MHz, 64QAM, 120 kHz)    | 5G NR FR2 TDD | 8.38     | ±0.6                   |
| 10881 | AAE | 5G NR (DFT-s-OFDM, 1 RB, 50 MHz, QPSK, 120 kHz)      | 5G NR FR2 TDD | 5.75     | ±0.6                   |
| 10882 | AAE | 5G NR (DFT-s-OFDM, 100% RB, 50 MHz, QPSK, 120 kHz)   | 5G NR FR2 TDD | 5.96     | ±0.6                   |
| 10883 | AAE | 5G NR (DFT-s-OFDM, 1 RB, 50 MHz, 16QAM, 120 kHz)     | 5G NR FR2 TDD | 6.57     | ±0.6                   |
| 10884 | AAE | 5G NR (DFT-s-OFDM, 100% RB, 50 MHz, 16QAM, 120 kHz)  | 5G NR FR2 TDD | 6.53     | ±0.6                   |
| 10885 | AAE | 5G NR (DFT-s-OFDM, 1 RB, 50 MHz, 64QAM, 120 kHz)     | 5G NR FR2 TDD | 6.61     | ±0.6                   |
| 10886 | AAE | 5G NR (DFT-s-OFDM, 100% RB, 50 MHz, 64QAM, 120 kHz)  | 5G NR FR2 TDD | 6.65     | ±0.6                   |
| 10887 | AAE | 5G NR (CP-OFDM, 1 RB, 50 MHz, QPSK, 120 kHz)         | 5G NR FR2 TDD | 7.78     | ±0.6                   |
| 10888 | AAE | 5G NR (CP-OFDM, 100% RB, 50 MHz, QPSK, 120 kHz)      | 5G NR FR2 TDD | 8.35     | ±0.6                   |
| 10889 | AAE | 5G NR (CP-OFDM, 1 RB, 50 MHz, 16QAM, 120 kHz)        | 5G NR FR2 TDD | 8.02     | ±0.6                   |
| 10890 | AAE | 5G NR (CP-OFDM, 100% RB, 50 MHz, 16QAM, 120 kHz)     | 5G NR FR2 TDD | 8.40     | ±0.6                   |
| 10891 | AAE | 5G NR (CP-OFDM, 1 RB, 50 MHz, 64QAM, 120 kHz)        | 5G NR FR2 TDD | 8.13     | ±0.6                   |
| 10892 | AAE | 5G NR (CP-OFDM, 100% RB, 50 MHz, 64QAM, 120 kHz)     | 5G NR FR2 TDD | 8.41     | ±0.6                   |
| 10897 | AAE | 5G NR (DFT-s-OFDM, 1 RB, 5 MHz, QPSK, 30 kHz)        | 5G NR FR1 TDD | 5.68     | ±0.6                   |
| 10898 | AAC | 5G NR (DFT-s-OFDM, 1 RB, 10 MHz, QPSK, 30 kHz)       | 5G NR FR1 TDD | 5.67     | ±0.6                   |
| 10899 | AAB | 5G NR (DFT-s-OFDM, 1 RB, 15 MHz, QPSK, 30 kHz)       | 5G NR FR1 TDD | 5.67     | ±0.6                   |
| 10900 | AAC | 5G NR (DFT-s-OFDM, 1 RB, 20 MHz, QPSK, 30 kHz)       | 5G NR FR1 TDD | 5.68     | ±0.6                   |
| 10901 | AAB | 5G NR (DFT-s-OFDM, 1 RB, 25 MHz, QPSK, 30 kHz)       | 5G NR FR1 TDD | 5.68     | ±0.6                   |
| 10902 | AAC | 5G NR (DFT-s-OFDM, 1 RB, 30 MHz, QPSK, 30 kHz)       | 5G NR FR1 TDD | 5.68     | ±0.6                   |
| 10903 | AAD | 5G NR (DFT-s-OFDM, 1 RB, 40 MHz, QPSK, 30 kHz)       | 5G NR FR1 TDD | 5.68     | ±0.6                   |
| 10904 | AAC | 5G NR (DFT-s-OFDM, 1 RB, 50 MHz, QPSK, 30 kHz)       | 5G NR FR1 TDD | 5.68     | ±0.6                   |
| 10905 | AAD | 5G NR (DFT-s-OFDM, 1 RB, 60 MHz, QPSK, 30 kHz)       | 5G NR FR1 TDD | 5.68     | ±0.6                   |
| 10906 | AAD | 5G NR (DFT-s-OFDM, 1 RB, 80 MHz, QPSK, 30 kHz)       | 5G NR FR1 TDD | 5.68     | ±0.6                   |
| 10907 | AAE | 5G NR (DFT-s-OFDM, 50% RB, 5 MHz, QPSK, 30 kHz)      | 5G NR FR1 TDD | 5.78     | ±0.6                   |
| 10908 | AAC | 5G NR (DFT-s-OFDM, 50% RB, 10 MHz, QPSK, 30 kHz)     | 5G NR FR1 TDD | 5.93     | ±0.6                   |
| 10909 | AAB | 5G NR (DFT-s-OFDM, 50% RB, 15 MHz, QPSK, 30 kHz)     | 5G NR FR1 TDD | 5.98     | ±0.6                   |
| 10910 | AAC | 5G NR (DFT-s-OFDM, 50% RB, 20 MHz, QPSK, 30 kHz)     | 5G NR FR1 TDD | 5.83     | ±0.6                   |

EX3DV4 - SN:3986

January 24, 2024

| UID   | Rev | Communication System Name                           | Group         | PAR (dB) | Unc <sup>k</sup> k = 2 |
|-------|-----|---|---------------|----------|------------------------|
| 10911 | AAB | 5G NR (DFT-s-OFDM, 50% RB, 25 MHz, QPSK, 30 kHz)    | 5G NR FR1 TDD | 5.93     | ±0.6                   |
| 10912 | AAC | 5G NR (DFT-s-OFDM, 50% RB, 30 MHz, QPSK, 30 kHz)    | 5G NR FR1 TDD | 5.84     | ±0.6                   |
| 10913 | AAD | 5G NR (DFT-s-OFDM, 50% RB, 40 MHz, QPSK, 30 kHz)    | 5G NR FR1 TDD | 5.84     | ±0.6                   |
| 10914 | AAC | 5G NR (DFT-s-OFDM, 50% RB, 50 MHz, QPSK, 30 kHz)    | 5G NR FR1 TDD | 5.85     | ±0.6                   |
| 10915 | AAD | 5G NR (DFT-s-OFDM, 50% RB, 60 MHz, QPSK, 30 kHz)    | 5G NR FR1 TDD | 5.83     | ±0.6                   |
| 10916 | AAD | 5G NR (DFT-s-OFDM, 50% RB, 80 MHz, QPSK, 30 kHz)    | 5G NR FR1 TDD | 5.87     | ±0.6                   |
| 10917 | AAD | 5G NR (DFT-s-OFDM, 50% RB, 100 MHz, QPSK, 30 kHz)   | 5G NR FR1 TDD | 5.94     | ±0.6                   |
| 10918 | AAE | 5G NR (DFT-s-OFDM, 100% RB, 5 MHz, QPSK, 30 kHz)    | 5G NR FR1 TDD | 5.88     | ±0.6                   |
| 10919 | AAC | 5G NR (DFT-s-OFDM, 100% RB, 10 MHz, QPSK, 30 kHz)   | 5G NR FR1 TDD | 5.88     | ±0.6                   |
| 10920 | AAB | 5G NR (DFT-s-OFDM, 100% RB, 15 MHz, QPSK, 30 kHz)   | 5G NR FR1 TDD | 5.87     | ±0.6                   |
| 10921 | AAC | 5G NR (DFT-s-OFDM, 100% RB, 20 MHz, QPSK, 30 kHz)   | 5G NR FR1 TDD | 5.84     | ±0.6                   |
| 10922 | AAB | 5G NR (DFT-s-OFDM, 100% RB, 25 MHz, QPSK, 30 kHz)   | 5G NR FR1 TDD | 5.82     | ±0.6                   |
| 10923 | AAC | 5G NR (DFT-s-OFDM, 100% RB, 30 MHz, QPSK, 30 kHz)   | 5G NR FR1 TDD | 5.84     | ±0.6                   |
| 10924 | AAD | 5G NR (DFT-s-OFDM, 100% RB, 40 MHz, QPSK, 30 kHz)   | 5G NR FR1 TDD | 5.84     | ±0.6                   |
| 10925 | AAC | 5G NR (DFT-s-OFDM, 100% RB, 50 MHz, QPSK, 30 kHz)   | 5G NR FR1 TDD | 5.95     | ±0.6                   |
| 10926 | AAD | 5G NR (DFT-s-OFDM, 100% RB, 60 MHz, QPSK, 30 kHz)   | 5G NR FR1 TDD | 5.84     | ±0.6                   |
| 10927 | AAD | 5G NR (DFT-s-OFDM, 100% RB, 80 MHz, QPSK, 30 kHz)   | 5G NR FR1 TDD | 5.94     | ±0.6                   |
| 10928 | AAD | 5G NR (DFT-s-OFDM, 1 RB, 5 MHz, QPSK, 15 kHz)       | 5G NR FR1 FDD | 5.52     | ±0.6                   |
| 10929 | AAD | 5G NR (DFT-s-OFDM, 1 RB, 10 MHz, QPSK, 15 kHz)      | 5G NR FR1 FDD | 5.52     | ±0.6                   |
| 10930 | AAC | 5G NR (DFT-s-OFDM, 1 RB, 15 MHz, QPSK, 15 kHz)      | 5G NR FR1 FDD | 5.52     | ±0.6                   |
| 10931 | AAC | 5G NR (DFT-s-OFDM, 1 RB, 20 MHz, QPSK, 15 kHz)      | 5G NR FR1 FDD | 5.51     | ±0.6                   |
| 10932 | AAC | 5G NR (DFT-s-OFDM, 1 RB, 25 MHz, QPSK, 15 kHz)      | 5G NR FR1 FDD | 5.51     | ±0.6                   |
| 10933 | AAC | 5G NR (DFT-s-OFDM, 1 RB, 30 MHz, QPSK, 15 kHz)      | 5G NR FR1 FDD | 5.51     | ±0.6                   |
| 10934 | AAC | 5G NR (DFT-s-OFDM, 1 RB, 40 MHz, QPSK, 15 kHz)      | 5G NR FR1 FDD | 5.51     | ±0.6                   |
| 10935 | AAD | 5G NR (DFT-s-OFDM, 1 RB, 50 MHz, QPSK, 15 kHz)      | 5G NR FR1 FDD | 5.51     | ±0.6                   |
| 10936 | AAD | 5G NR (DFT-s-OFDM, 50% RB, 5 MHz, QPSK, 15 kHz)     | 5G NR FR1 FDD | 5.90     | ±0.6                   |
| 10937 | AAD | 5G NR (DFT-s-OFDM, 50% RB, 10 MHz, QPSK, 15 kHz)    | 5G NR FR1 FDD | 5.77     | ±0.6                   |
| 10938 | AAC | 5G NR (DFT-s-OFDM, 50% RB, 15 MHz, QPSK, 15 kHz)    | 5G NR FR1 FDD | 5.90     | ±0.6                   |
| 10939 | AAC | 5G NR (DFT-s-OFDM, 50% RB, 20 MHz, QPSK, 15 kHz)    | 5G NR FR1 FDD | 5.82     | ±0.6                   |
| 10940 | AAC | 5G NR (DFT-s-OFDM, 50% RB, 25 MHz, QPSK, 15 kHz)    | 5G NR FR1 FDD | 5.89     | ±0.6                   |
| 10941 | AAC | 5G NR (DFT-s-OFDM, 50% RB, 30 MHz, QPSK, 15 kHz)    | 5G NR FR1 FDD | 5.83     | ±0.6                   |
| 10942 | AAC | 5G NR (DFT-s-OFDM, 50% RB, 40 MHz, QPSK, 15 kHz)    | 5G NR FR1 FDD | 5.85     | ±0.6                   |
| 10943 | AAD | 5G NR (DFT-s-OFDM, 50% RB, 50 MHz, QPSK, 15 kHz)    | 5G NR FR1 FDD | 5.95     | ±0.6                   |
| 10944 | AAD | 5G NR (DFT-s-OFDM, 100% RB, 5 MHz, QPSK, 15 kHz)    | 5G NR FR1 FDD | 5.81     | ±0.6                   |
| 10945 | AAD | 5G NR (DFT-s-OFDM, 100% RB, 10 MHz, QPSK, 15 kHz)   | 5G NR FR1 FDD | 5.85     | ±0.6                   |
| 10946 | AAC | 5G NR (DFT-s-OFDM, 100% RB, 15 MHz, QPSK, 15 kHz)   | 5G NR FR1 FDD | 5.83     | ±0.6                   |
| 10947 | AAC | 5G NR (DFT-s-OFDM, 100% RB, 20 MHz, QPSK, 15 kHz)   | 5G NR FR1 FDD | 5.87     | ±0.6                   |
| 10948 | AAC | 5G NR (DFT-s-OFDM, 100% RB, 25 MHz, QPSK, 15 kHz)   | 5G NR FR1 FDD | 5.94     | ±0.6                   |
| 10949 | AAC | 5G NR (DFT-s-OFDM, 100% RB, 30 MHz, QPSK, 15 kHz)   | 5G NR FR1 FDD | 5.87     | ±0.6                   |
| 10950 | AAC | 5G NR (DFT-s-OFDM, 100% RB, 40 MHz, QPSK, 15 kHz)   | 5G NR FR1 FDD | 5.94     | ±0.6                   |
| 10951 | AAD | 5G NR (DFT-s-OFDM, 100% RB, 50 MHz, QPSK, 15 kHz)   | 5G NR FR1 FDD | 5.92     | ±0.6                   |
| 10952 | AAA | 5G NR DL (CP-OFDM, TM 3.1, 5 MHz, 64-QAM, 15 kHz)   | 5G NR FR1 FDD | 8.25     | ±0.6                   |
| 10953 | AAA | 5G NR DL (CP-OFDM, TM 3.1, 10 MHz, 64-QAM, 15 kHz)  | 5G NR FR1 FDD | 8.15     | ±0.6                   |
| 10954 | AAA | 5G NR DL (CP-OFDM, TM 3.1, 15 MHz, 64-QAM, 15 kHz)  | 5G NR FR1 FDD | 8.23     | ±0.6                   |
| 10955 | AAA | 5G NR DL (CP-OFDM, TM 3.1, 20 MHz, 64-QAM, 15 kHz)  | 5G NR FR1 FDD | 8.42     | ±0.6                   |
| 10956 | AAA | 5G NR DL (CP-OFDM, TM 3.1, 5 MHz, 64-QAM, 30 kHz)   | 5G NR FR1 FDD | 8.14     | ±0.6                   |
| 10957 | AAA | 5G NR DL (CP-OFDM, TM 3.1, 10 MHz, 64-QAM, 30 kHz)  | 5G NR FR1 FDD | 8.31     | ±0.6                   |
| 10958 | AAA | 5G NR DL (CP-OFDM, TM 3.1, 15 MHz, 64-QAM, 30 kHz)  | 5G NR FR1 FDD | 8.61     | ±0.6                   |
| 10959 | AAA | 5G NR DL (CP-OFDM, TM 3.1, 20 MHz, 64-QAM, 30 kHz)  | 5G NR FR1 FDD | 8.33     | ±0.6                   |
| 10960 | AAE | 5G NR DL (CP-OFDM, TM 3.1, 5 MHz, 64-QAM, 15 kHz)   | 5G NR FR1 TDD | 9.32     | ±0.6                   |
| 10961 | AAC | 5G NR DL (CP-OFDM, TM 3.1, 10 MHz, 64-QAM, 15 kHz)  | 5G NR FR1 TDD | 9.36     | ±0.6                   |
| 10962 | AAB | 5G NR DL (CP-OFDM, TM 3.1, 15 MHz, 64-QAM, 15 kHz)  | 5G NR FR1 TDD | 9.40     | ±0.6                   |
| 10963 | AAC | 5G NR DL (CP-OFDM, TM 3.1, 20 MHz, 64-QAM, 15 kHz)  | 5G NR FR1 TDD | 9.55     | ±0.6                   |
| 10964 | AAE | 5G NR DL (CP-OFDM, TM 3.1, 5 MHz, 64-QAM, 30 kHz)   | 5G NR FR1 TDD | 9.29     | ±0.6                   |
| 10965 | AAC | 5G NR DL (CP-OFDM, TM 3.1, 10 MHz, 64-QAM, 30 kHz)  | 5G NR FR1 TDD | 9.37     | ±0.6                   |
| 10966 | AAB | 5G NR DL (CP-OFDM, TM 3.1, 15 MHz, 64-QAM, 30 kHz)  | 5G NR FR1 TDD | 9.55     | ±0.6                   |
| 10967 | AAC | 5G NR DL (CP-OFDM, TM 3.1, 20 MHz, 64-QAM, 30 kHz)  | 5G NR FR1 TDD | 9.42     | ±0.6                   |
| 10968 | AAD | 5G NR DL (CP-OFDM, TM 3.1, 100 MHz, 64-QAM, 30 kHz) | 5G NR FR1 TDD | 9.49     | ±0.6                   |
| 10972 | AAC | 5G NR (CP-OFDM, 1 RB, 20 MHz, QPSK, 15 kHz)         | 5G NR FR1 TDD | 11.59    | ±0.6                   |
| 10973 | AAD | 5G NR (DFT-s-OFDM, 1 RB, 100 MHz, QPSK, 30 kHz)     | 5G NR FR1 TDD | 9.06     | ±0.6                   |
| 10974 | AAD | 5G NR (CP-OFDM, 100% RB, 100 MHz, 256-QAM, 30 kHz)  | 5G NR FR1 TDD | 10.28    | ±0.6                   |
| 10978 | AAA | ULLA BDR  | ULLA          | 1.16     | ±0.6                   |
| 10979 | AAA | ULLA HDR4   | ULLA          | 8.58     | ±0.6                   |
| 10980 | AAA | ULLA HDR8   | ULLA          | 10.32    | ±0.6                   |
| 10981 | AAA | ULLA HDRp4  | ULLA          | 3.19     | ±0.6                   |
| 10982 | AAA | ULLA HDRp8  | ULLA          | 3.43     | ±0.6                   |

Certificate No: EX-3986\_Jan24

Page 21 of 22

EX3DV4 - SN:3986

January 24, 2024

| UID   | Rev | Communication System Name                          | Group         | PAR (dB) | Unc <sup>Ⓔ</sup> k = 2 |
|-------|-----|--|---------------|----------|------------------------|
| 10983 | AAC | 5G NR DL (CP-OFDM, TM 3.1, 40 MHz, 64-QAM, 15 kHz) | 5G NR FR1 TDD | 9.31     | ±9.6                   |
| 10984 | AAB | 5G NR DL (CP-OFDM, TM 3.1, 50 MHz, 64-QAM, 15 kHz) | 5G NR FR1 TDD | 9.42     | ±9.6                   |
| 10985 | AAC | 5G NR DL (CP-OFDM, TM 3.1, 40 MHz, 64-QAM, 30 kHz) | 5G NR FR1 TDD | 9.54     | ±9.6                   |
| 10986 | AAB | 5G NR DL (CP-OFDM, TM 3.1, 50 MHz, 64-QAM, 30 kHz) | 5G NR FR1 TDD | 9.50     | ±9.6                   |
| 10987 | AAC | 5G NR DL (CP-OFDM, TM 3.1, 60 MHz, 64-QAM, 30 kHz) | 5G NR FR1 TDD | 9.53     | ±9.6                   |
| 10988 | AAB | 5G NR DL (CP-OFDM, TM 3.1, 70 MHz, 64-QAM, 30 kHz) | 5G NR FR1 TDD | 9.38     | ±9.6                   |
| 10989 | AAC | 5G NR DL (CP-OFDM, TM 3.1, 80 MHz, 64-QAM, 30 kHz) | 5G NR FR1 TDD | 9.33     | ±9.6                   |
| 10990 | AAB | 5G NR DL (CP-OFDM, TM 3.1, 90 MHz, 64-QAM, 30 kHz) | 5G NR FR1 TDD | 9.52     | ±9.6                   |
| 11003 | AAA | 5G NR DL (CP-OFDM, TM 3.1, 30 MHz, 64-QAM, 15 kHz) | 5G NR FR1 TDD | 10.24    | ±9.6                   |
| 11004 | AAA | 5G NR DL (CP-OFDM, TM 3.1, 30 MHz, 64-QAM, 30 kHz) | 5G NR FR1 TDD | 10.73    | ±9.6                   |
| 11005 | AAA | 5G NR DL (CP-OFDM, TM 3.1, 25 MHz, 64-QAM, 15 kHz) | 5G NR FR1 FDD | 8.70     | ±9.6                   |
| 11006 | AAA | 5G NR DL (CP-OFDM, TM 3.1, 30 MHz, 64-QAM, 15 kHz) | 5G NR FR1 FDD | 8.55     | ±9.6                   |
| 11007 | AAA | 5G NR DL (CP-OFDM, TM 3.1, 40 MHz, 64-QAM, 15 kHz) | 5G NR FR1 FDD | 8.46     | ±9.6                   |
| 11008 | AAA | 5G NR DL (CP-OFDM, TM 3.1, 50 MHz, 64-QAM, 15 kHz) | 5G NR FR1 FDD | 8.51     | ±9.6                   |
| 11009 | AAA | 5G NR DL (CP-OFDM, TM 3.1, 25 MHz, 64-QAM, 30 kHz) | 5G NR FR1 FDD | 8.76     | ±9.6                   |
| 11010 | AAA | 5G NR DL (CP-OFDM, TM 3.1, 30 MHz, 64-QAM, 30 kHz) | 5G NR FR1 FDD | 8.95     | ±9.6                   |
| 11011 | AAA | 5G NR DL (CP-OFDM, TM 3.1, 40 MHz, 64-QAM, 30 kHz) | 5G NR FR1 FDD | 8.96     | ±9.6                   |
| 11012 | AAA | 5G NR DL (CP-OFDM, TM 3.1, 50 MHz, 64-QAM, 30 kHz) | 5G NR FR1 FDD | 8.68     | ±9.6                   |
| 11013 | AAB | IEEE 802.11be (320 MHz, MCS1, 99pc duty cycle)     | WLAN          | 8.47     | ±9.6                   |
| 11014 | AAB | IEEE 802.11be (320 MHz, MCS2, 99pc duty cycle)     | WLAN          | 8.45     | ±9.6                   |
| 11015 | AAB | IEEE 802.11be (320 MHz, MCS3, 99pc duty cycle)     | WLAN          | 8.44     | ±9.6                   |
| 11016 | AAB | IEEE 802.11be (320 MHz, MCS4, 99pc duty cycle)     | WLAN          | 8.44     | ±9.6                   |
| 11017 | AAB | IEEE 802.11be (320 MHz, MCS5, 99pc duty cycle)     | WLAN          | 8.41     | ±9.6                   |
| 11018 | AAB | IEEE 802.11be (320 MHz, MCS6, 99pc duty cycle)     | WLAN          | 8.40     | ±9.6                   |
| 11019 | AAB | IEEE 802.11be (320 MHz, MCS7, 99pc duty cycle)     | WLAN          | 8.29     | ±9.6                   |
| 11020 | AAB | IEEE 802.11be (320 MHz, MCS8, 99pc duty cycle)     | WLAN          | 8.27     | ±9.6                   |
| 11021 | AAB | IEEE 802.11be (320 MHz, MCS9, 99pc duty cycle)     | WLAN          | 8.46     | ±9.6                   |
| 11022 | AAB | IEEE 802.11be (320 MHz, MCS10, 99pc duty cycle)    | WLAN          | 8.36     | ±9.6                   |
| 11023 | AAB | IEEE 802.11be (320 MHz, MCS11, 99pc duty cycle)    | WLAN          | 8.09     | ±9.6                   |
| 11024 | AAB | IEEE 802.11be (320 MHz, MCS12, 99pc duty cycle)    | WLAN          | 8.42     | ±9.6                   |
| 11025 | AAB | IEEE 802.11be (320 MHz, MCS13, 99pc duty cycle)    | WLAN          | 8.37     | ±9.6                   |
| 11026 | AAB | IEEE 802.11be (320 MHz, MCS0, 99pc duty cycle)     | WLAN          | 8.39     | ±9.6                   |

<sup>Ⓔ</sup> Uncertainty is determined using the max. deviation from linear response applying rectangular distribution and is expressed for the square of the field value.

**Appendix C.2 Calibration certificate for DAE (S/N : 1340)**

**Calibration Laboratory of Schmid & Partner Engineering AG**  
 Zeughausstrasse 43, 8004 Zurich, Switzerland



**S** Schweizerischer Kalibrierdienst  
**C** Service suisse d'étalonnage  
**S** Servizio svizzero di taratura  
**S** Swiss Calibration Service

Accredited by the Swiss Accreditation Service (SAS)  
 The Swiss Accreditation Service is one of the signatories to the EA Multilateral Agreement for the recognition of calibration certificates

Accreditation No.: **SCS 0108**

Client **SGS**  
 Gyeonggi-do, Republic of Korea

Certificate No: **DAE4-1340\_May23**

| CALIBRATION CERTIFICATE   |   |                                   |                        |                   |      |                            |                       |                               |             |                      |        |                     |      |                       |                 |                           |                    |                            |                        |                     |                    |                            |                        |
|---|---|-----------------------------------|------------------------|-------------------|------|----------------------------|-----------------------|-------------------------------|-------------|----------------------|--------|---------------------|------|-----------------------|-----------------|---------------------------|--------------------|----------------------------|------------------------|---------------------|--------------------|----------------------------|------------------------|
| Object  | DAE4 - SD 000 D04 BO - SN: 1340   |                                   |                        |                   |      |                            |                       |                               |             |                      |        |                     |      |                       |                 |                           |                    |                            |                        |                     |                    |                            |                        |
| Calibration procedure(s)  | QA CAL-06.v30<br>Calibration procedure for the data acquisition electronics (DAE) |                                   |                        |                   |      |                            |                       |                               |             |                      |        |                     |      |                       |                 |                           |                    |                            |                        |                     |                    |                            |                        |
| Calibration date:   | May 25, 2023  |                                   |                        |                   |      |                            |                       |                               |             |                      |        |                     |      |                       |                 |                           |                    |                            |                        |                     |                    |                            |                        |
| <p>This calibration certificate documents the traceability to national standards, which realize the physical units of measurements (SI). The measurements and the uncertainties with confidence probability are given on the following pages and are part of the certificate.</p> <p>All calibrations have been conducted in the closed laboratory facility: environment temperature (22 ± 3)°C and humidity &lt; 70%.</p> <p>Calibration Equipment used (M&amp;E critical for calibration)</p> <table border="1"> <thead> <tr> <th>Primary Standards</th> <th>ID #</th> <th>Cal Date (Certificate No.)</th> <th>Scheduled Calibration</th> </tr> </thead> <tbody> <tr> <td>Kelthley Multimeter Type 2001</td> <td>SN: 0810278</td> <td>29-Aug-22 (No:34389)</td> <td>Aug-23</td> </tr> <tr> <th>Secondary Standards</th> <th>ID #</th> <th>Check Date (in house)</th> <th>Scheduled Check</th> </tr> <tr> <td>Auto DAE Calibration Unit</td> <td>SE UWS 053 AA 1001</td> <td>27-Jan-23 (in house check)</td> <td>in house check: Jan-24</td> </tr> <tr> <td>Calibrator Box V2.1</td> <td>SE UMS 006 AA 1002</td> <td>27-Jan-23 (in house check)</td> <td>in house check: Jan-24</td> </tr> </tbody> </table> |   |                                   |                        | Primary Standards | ID # | Cal Date (Certificate No.) | Scheduled Calibration | Kelthley Multimeter Type 2001 | SN: 0810278 | 29-Aug-22 (No:34389) | Aug-23 | Secondary Standards | ID # | Check Date (in house) | Scheduled Check | Auto DAE Calibration Unit | SE UWS 053 AA 1001 | 27-Jan-23 (in house check) | in house check: Jan-24 | Calibrator Box V2.1 | SE UMS 006 AA 1002 | 27-Jan-23 (in house check) | in house check: Jan-24 |
| Primary Standards   | ID #  | Cal Date (Certificate No.)        | Scheduled Calibration  |                   |      |                            |                       |                               |             |                      |        |                     |      |                       |                 |                           |                    |                            |                        |                     |                    |                            |                        |
| Kelthley Multimeter Type 2001   | SN: 0810278   | 29-Aug-22 (No:34389)              | Aug-23                 |                   |      |                            |                       |                               |             |                      |        |                     |      |                       |                 |                           |                    |                            |                        |                     |                    |                            |                        |
| Secondary Standards   | ID #  | Check Date (in house)             | Scheduled Check        |                   |      |                            |                       |                               |             |                      |        |                     |      |                       |                 |                           |                    |                            |                        |                     |                    |                            |                        |
| Auto DAE Calibration Unit   | SE UWS 053 AA 1001  | 27-Jan-23 (in house check)        | in house check: Jan-24 |                   |      |                            |                       |                               |             |                      |        |                     |      |                       |                 |                           |                    |                            |                        |                     |                    |                            |                        |
| Calibrator Box V2.1   | SE UMS 006 AA 1002  | 27-Jan-23 (in house check)        | in house check: Jan-24 |                   |      |                            |                       |                               |             |                      |        |                     |      |                       |                 |                           |                    |                            |                        |                     |                    |                            |                        |
| Calibrated by:  | Name<br>Adrian Gehring  | Function<br>Laboratory Technician | Signature<br>          |                   |      |                            |                       |                               |             |                      |        |                     |      |                       |                 |                           |                    |                            |                        |                     |                    |                            |                        |
| Approved by:  | Name<br>Sven Kühn   | Function<br>Technical Manager     | Signature<br>          |                   |      |                            |                       |                               |             |                      |        |                     |      |                       |                 |                           |                    |                            |                        |                     |                    |                            |                        |
|   |   |                                   | Issued: May 25, 2023   |                   |      |                            |                       |                               |             |                      |        |                     |      |                       |                 |                           |                    |                            |                        |                     |                    |                            |                        |
| This calibration certificate shall not be reproduced except in full without written approval of the laboratory.   |   |                                   |                        |                   |      |                            |                       |                               |             |                      |        |                     |      |                       |                 |                           |                    |                            |                        |                     |                    |                            |                        |

**Calibration Laboratory of  
 Schmid & Partner  
 Engineering AG**  
 Zeughausstrasse 43, 8004 Zurich, Switzerland



**S** Schweizerischer Kalibrierdienst  
**C** Service suisse d'étalonnage  
**S** Servizio svizzero di taratura  
**S** Swiss Calibration Service

Accredited by the Swiss Accreditation Service (SAS)  
 The Swiss Accreditation Service is one of the signatories to the EA  
 Multilateral Agreement for the recognition of calibration certificates

Accreditation No.: **SCS 0108**

**Glossary**

DAE data acquisition electronics  
 Connector angle information used in DASY system to align probe sensor X to the robot coordinate system.

**Methods Applied and Interpretation of Parameters**

- *DC Voltage Measurement:* Calibration Factor assessed for use in DASY system by comparison with a calibrated instrument traceable to national standards. The figure given corresponds to the full scale range of the voltmeter in the respective range.
- *Connector angle:* The angle of the connector is assessed measuring the angle mechanically by a tool inserted. Uncertainty is not required.
- The following parameters as documented in the Appendix contain technical information as a result from the performance test and require no uncertainty.
  - *DC Voltage Measurement Linearity:* Verification of the Linearity at +10% and -10% of the nominal calibration voltage. Influence of offset voltage is included in this measurement.
  - *Common mode sensitivity:* Influence of a positive or negative common mode voltage on the differential measurement.
  - *Channel separation:* Influence of a voltage on the neighbor channels not subject to an input voltage.
  - *AD Converter Values with inputs shorted:* Values on the internal AD converter corresponding to zero input voltage
  - *Input Offset Measurement:* Output voltage and statistical results over a large number of zero voltage measurements.
  - *Input Offset Current:* Typical value for information; Maximum channel input offset current, not considering the input resistance.
  - *Input resistance:* Typical value for information: DAE input resistance at the connector, during internal auto-zeroing and during measurement.
  - *Low Battery Alarm Voltage:* Typical value for information. Below this voltage, a battery alarm signal is generated.
  - *Power consumption:* Typical value for information. Supply currents in various operating modes.

**DC Voltage Measurement**

A/D - Converter Resolution nominal

High Range: 1LSB = 6.1 $\mu$ V, full range = -100...+300 mV

Low Range: 1LSB = 61nV, full range = -1.....+3mV

DASY measurement parameters: Auto Zero Time: 3 sec; Measuring time: 3 sec

| Calibration Factors | X                         | Y                         | Z                         |
|---------------------|---------------------------|---------------------------|---------------------------|
| High Range          | 404.484 $\pm$ 0.02% (k=2) | 404.407 $\pm$ 0.02% (k=2) | 404.488 $\pm$ 0.02% (k=2) |
| Low Range           | 3.98267 $\pm$ 1.50% (k=2) | 3.97824 $\pm$ 1.50% (k=2) | 3.99803 $\pm$ 1.50% (k=2) |

**Connector Angle**

|   |                                     |
|---|-------------------------------------|
| Connector Angle to be used in DASY system | 205.0 $^{\circ}$ $\pm$ 1 $^{\circ}$ |
|---|-------------------------------------|

**Appendix (Additional assessments outside the scope of SCS0108)**

**1. DC Voltage Linearity**

| High Range        | Reading (μV) | Difference (μV) | Error (%) |
|-------------------|--------------|-----------------|-----------|
| Channel X + Input | 199998.54    | 3.11            | 0.00      |
| Channel X + Input | 20003.93     | 1.38            | 0.01      |
| Channel X - Input | -19999.70    | 1.80            | -0.01     |
| Channel Y + Input | 199994.03    | -1.33           | -0.00     |
| Channel Y + Input | 20000.38     | -2.15           | -0.01     |
| Channel Y - Input | -20003.55    | -2.07           | 0.01      |
| Channel Z + Input | 199992.54    | -2.55           | -0.00     |
| Channel Z + Input | 20000.14     | -2.22           | -0.01     |
| Channel Z - Input | -20003.88    | -2.27           | 0.01      |

| Low Range         | Reading (μV) | Difference (μV) | Error (%) |
|-------------------|--------------|-----------------|-----------|
| Channel X + Input | 2001.71      | 0.15            | 0.01      |
| Channel X + Input | 202.25       | 0.44            | 0.22      |
| Channel X - Input | -197.59      | 0.34            | -0.17     |
| Channel Y + Input | 2001.60      | 0.01            | 0.00      |
| Channel Y + Input | 200.94       | -0.91           | -0.45     |
| Channel Y - Input | -199.03      | -1.06           | 0.53      |
| Channel Z + Input | 2001.29      | -0.21           | -0.01     |
| Channel Z + Input | 200.27       | -1.47           | -0.73     |
| Channel Z - Input | -199.21      | -1.12           | 0.57      |

**2. Common mode sensitivity**

DASY measurement parameters: Auto Zero Time: 3 sec; Measuring time: 3 sec

|           | Common mode Input Voltage (mV) | High Range Average Reading (μV) | Low Range Average Reading (μV) |
|-----------|--------------------------------|---------------------------------|--------------------------------|
| Channel X | 200                            | 1.97                            | -0.03                          |
|           | - 200                          | 1.52                            | -0.32                          |
| Channel Y | 200                            | -13.52                          | -13.69                         |
|           | - 200                          | 12.08                           | 11.84                          |
| Channel Z | 200                            | -9.89                           | -10.34                         |
|           | - 200                          | 8.91                            | 8.79                           |

**3. Channel separation**

DASY measurement parameters: Auto Zero Time: 3 sec; Measuring time: 3 sec

|           | Input Voltage (mV) | Channel X (μV) | Channel Y (μV) | Channel Z (μV) |
|-----------|--------------------|----------------|----------------|----------------|
| Channel X | 200                | -              | -0.97          | -2.66          |
| Channel Y | 200                | 6.75           | -              | 0.64           |
| Channel Z | 200                | 10.21          | 3.02           | -              |

**4. AD-Converter Values with inputs shorted**

DASY measurement parameters: Auto Zero Time: 3 sec; Measuring time: 3 sec

|           | High Range (LSB) | Low Range (LSB) |
|-----------|------------------|-----------------|
| Channel X | 15823            | 15932           |
| Channel Y | 16181            | 15571           |
| Channel Z | 16011            | 16209           |

**5. Input Offset Measurement**

DASY measurement parameters: Auto Zero Time: 3 sec; Measuring time: 3 sec

Input 10MΩ

|           | Average (μV) | min. Offset (μV) | max. Offset (μV) | Std. Deviation (μV) |
|-----------|--------------|------------------|------------------|---------------------|
| Channel X | 1.58         | 0.91             | 2.47             | 0.30                |
| Channel Y | -0.18        | -1.11            | 0.66             | 0.36                |
| Channel Z | -0.22        | -1.45            | 1.29             | 0.40                |

**6. Input Offset Current**

Nominal input circuitry offset current on all channels: <25IA

**7. Input Resistance** (Typical values for information)

|           | Zeroing (kOhm) | Measuring (MOhm) |
|-----------|----------------|------------------|
| Channel X | 200            | 200              |
| Channel Y | 200            | 200              |
| Channel Z | 200            | 200              |

**8. Low Battery Alarm Voltage** (Typical values for information)

| Typical values | Alarm Level (VDC) |
|----------------|-------------------|
| Supply (+ Vcc) | +7.9              |
| Supply (- Vcc) | -7.6              |

**9. Power Consumption** (Typical values for information)

| Typical values | Switched off (mA) | Stand by (mA) | Transmitting (mA) |
|----------------|-------------------|---------------|-------------------|
| Supply (+ Vcc) | +0.01             | +6            | +14               |
| Supply (- Vcc) | -0.01             | -8            | -9                |



**Appendix C.3 Calibration certificate for Dipole (S/N: 734)**

**Calibration Laboratory of Schmid & Partner Engineering AG**  
 Zeughausstrasse 43, 8004 Zurich, Switzerland




Accredited by the Swiss Accreditation Service (SAS)  
 The Swiss Accreditation Service is one of the signatories to the EA Multilateral Agreement for the recognition of calibration certificates

**S** Schweizerischer Kalibrierdienst  
**C** Service suisse d'étalonnage  
**S** Servizio svizzero di taratura  
 Swiss Calibration Service  
 Accreditation No.: **SCS 0108**

Client: **SGS** Certificate No. **D2450V2-734\_Jan24**  
 Gyeonggi-do, Republic of Korea

**CALIBRATION CERTIFICATE**

Object: **D2450V2 - SN:734**

Calibration procedure(s): **QA CAL-05.v12  
 Calibration Procedure for SAR Validation Sources between 0.7-3 GHz**

Calibration date: **January 22, 2024**



This calibration certificate documents the traceability to national standards, which realize the physical units of measurements (SI). The measurements and the uncertainties with confidence probability are given on the following pages and are part of the certificate.

All calibrations have been conducted in the dosed laboratory facility; environment temperature (22 ± 3)°C and humidity < 70%.

Calibration Equipment used (M&TE critical for calibration)

| Primary Standards           | ID #               | Cal Date (Certificate No.)      | Scheduled Calibration |
|-----------------------------|--------------------|---------------------------------|-----------------------|
| Power meter NRP2            | SN: 104778         | 30-Mar-23 (No. 217-03804/03805) | Mar-24                |
| Power sensor NRP-Z91        | SN: 103244         | 30-Mar-23 (No. 217-03804)       | Mar-24                |
| Power sensor NRP-Z91        | SN: 103245         | 30-Mar-23 (No. 217-03805)       | Mar-24                |
| Reference 20 dB Attenuator  | SN: BH8394 (20k)   | 30-Mar-23 (No. 217-03809)       | Mar-24                |
| Type-N mismatch combination | SN: 310982 / 06327 | 30-Mar-23 (No. 217-03810)       | Mar-24                |
| Reference Probe EX3DV4      | SN: 7349           | 10-Jan-23 (No. EX3-7348_Jan23)  | Jan-24                |
| DAE4                        | SN: 601            | 03-Oct-23 (No. DAE4-601_Oct23)  | Oct-24                |

| Secondary Standards             | ID #           | Check Date (in house)             | Scheduled Check        |
|---------------------------------|----------------|-----------------------------------|------------------------|
| Power meter E4419B              | SN: GB39512475 | 30-Oct-14 (in house check Oct-22) | in house check: Oct-24 |
| Power sensor HP 8481A           | SN: US37292783 | 07-Oct-15 (in house check Oct-22) | in house check: Oct-24 |
| Power sensor HP 8481A           | SN: MY41093315 | 07-Oct-15 (in house check Oct-22) | in house check: Oct-24 |
| RF generator R&S SMT-09         | SN: 100972     | 15-Jun-15 (in house check Oct-22) | in house check: Oct-24 |
| Network Analyzer Agilent E8358A | SN: US41080477 | 31-Mar-14 (in house check Oct-22) | in house check: Oct-24 |

|                |                   |                       |           |
|----------------|-------------------|-----------------------|-----------|
|                | Name              | Function              | Signature |
| Calibrated by: | <b>Paulo Pina</b> | Laboratory Technician |           |
| Approved by:   | <b>Sven Kühn</b>  | Technical Manager     |           |

Issued: January 23, 2024

This calibration certificate shall not be reproduced except in full without written approval of the laboratory.

Calibration Laboratory of  
Schmid & Partner  
Engineering AG  
Zeughausstrasse 43, 8004 Zurich, Switzerland



S Schweizerischer Kalibrierdienst  
C Service suisse d'étalonnage  
S Servizio svizzero di taratura  
S Swiss Calibration Service

Accreditation No.: SCS 0108

Accredited by the Swiss Accreditation Service (SAS)  
The Swiss Accreditation Service is one of the signatories to the EA  
Multilateral Agreement for the recognition of calibration certificates

**Glossary:**

TSL tissue simulating liquid  
ConvF sensitivity in TSL / NORM x,y,z  
N/A not applicable or not measured

**Calibration is Performed According to the Following Standards:**

- a) IEC/IEEE 62209-1528, "Measurement Procedure For The Assessment Of Specific Absorption Rate Of Human Exposure To Radio Frequency Fields From Hand-Held And Body-Worn Wireless Communication Devices - Part 1528: Human Models, Instrumentation And Procedures (Frequency Range of 4 MHz to 10 GHz)", October 2020.
- b) KDB 865664, "SAR Measurement Requirements for 100 MHz to 6 GHz"

**Additional Documentation:**

- c) DASY System Handbook

**Methods Applied and Interpretation of Parameters:**

- *Measurement Conditions:* Further details are available from the Validation Report at the end of the certificate. All figures stated in the certificate are valid at the frequency indicated.
- *Antenna Parameters with TSL:* The source is mounted in a touch configuration below the center marking of the flat phantom.
- *Return Loss:* This parameter is measured with the source positioned under the liquid filled phantom (as described in the measurement condition clause). The Return Loss ensures low reflected power. No uncertainty required.
- *SAR measured:* SAR measured at the stated antenna input power.
- *SAR normalized:* SAR as measured, normalized to an input power of 1 W at the antenna connector.
- *SAR for nominal TSL parameters:* The measured TSL parameters are used to calculate the nominal SAR result.

The reported uncertainty of measurement is stated as the standard uncertainty of measurement multiplied by the coverage factor  $k=2$ , which for a normal distribution corresponds to a coverage probability of approximately 95%.

**Measurement Conditions**

DASY system configuration, as far as not given on page 1.

|                              |                        |             |
|------------------------------|------------------------|-------------|
| DASY Version                 | DASY52                 | V52.10.4    |
| Extrapolation                | Advanced Extrapolation |             |
| Phantom                      | Modular Flat Phantom   |             |
| Distance Dipole Center - TSL | 10 mm                  | with Spacer |
| Zoom Scan Resolution         | dx, dy, dz = 5 mm      |             |
| Frequency                    | 2450 MHz ± 1 MHz       |             |

**Head TSL parameters**

The following parameters and calculations were applied.

|   | Temperature     | Permittivity | Conductivity     |
|---|-----------------|--------------|------------------|
| Nominal Head TSL parameters             | 22.0 °C         | 39.2         | 1.80 mho/m       |
| Measured Head TSL parameters            | (22.0 ± 0.2) °C | 38.5 ± 6 %   | 1.85 mho/m ± 6 % |
| Head TSL temperature change during test | < 0.5 °C        | ---          | ---              |

**SAR result with Head TSL**

| SAR averaged over 1 cm <sup>3</sup> (1 g) of Head TSL | Condition          |                          |
|---|--------------------|--------------------------|
| SAR measured  | 250 mW input power | 13.5 W/kg                |
| SAR for nominal Head TSL parameters                   | normalized to 1W   | 52.9 W/kg ± 17.0 % (k=2) |

| SAR averaged over 10 cm <sup>3</sup> (10 g) of Head TSL | condition          |                          |
|---|--------------------|--------------------------|
| SAR measured  | 250 mW input power | 6.19 W/kg                |
| SAR for nominal Head TSL parameters                     | normalized to 1W   | 24.5 W/kg ± 16.5 % (k=2) |

**Appendix (Additional assessments outside the scope of SCS 0108)**

**Antenna Parameters with Head TSL**

|                                      |                 |
|--------------------------------------|-----------------|
| Impedance, transformed to feed point | 51.3 Ω + 6.2 jΩ |
| Return Loss                          | - 24.1 dB       |

**General Antenna Parameters and Design**

|                                  |          |
|----------------------------------|----------|
| Electrical Delay (one direction) | 1.153 ns |
|----------------------------------|----------|

After long term use with 100W radiated power, only a slight warming of the dipole near the feedpoint can be measured.

The dipole is made of standard semirigid coaxial cable. The center conductor of the feeding line is directly connected to the second arm of the dipole. The antenna is therefore short-circuited for DC-signals. On some of the dipoles, small end caps are added to the dipole arms in order to improve matching when loaded according to the position as explained in the "Measurement Conditions" paragraph. The SAR data are not affected by this change. The overall dipole length is still according to the Standard.

No excessive force must be applied to the dipole arms, because they might bend or the soldered connections near the feedpoint may be damaged.

**Additional EUT Data**

|                 |       |
|-----------------|-------|
| Manufactured by | SPEAG |
|-----------------|-------|

**DASY5 Validation Report for Head TSL**

Date: 22.01.2024

Test Laboratory: SPEAG, Zurich, Switzerland

**DUT: Dipole 2450 MHz; Type: D2450V2; Serial: D2450V2 - SN:734**

Communication System: UID 0 - CW; Frequency: 2450 MHz  
 Medium parameters used:  $f = 2450$  MHz;  $\sigma = 1.85$  S/m;  $\epsilon_r = 38.5$ ;  $\rho = 1000$  kg/m<sup>3</sup>  
 Phantom section: Flat Section  
 Measurement Standard: DASY5 (IEEE/IEC/ANSI C63.19-2011)

**DASY52 Configuration:**

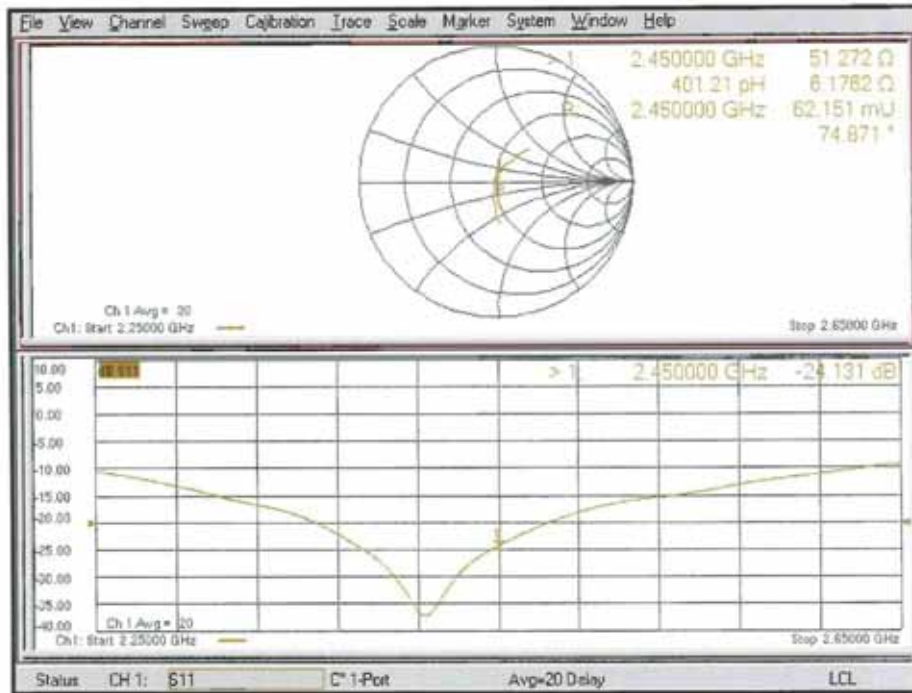
- Probe: EX3DV4 - SN7349; ConvF(7.96, 7.96, 7.96) @ 2450 MHz; Calibrated: 03.11.2023
- Sensor-Surface: 1.4mm (Mechanical Surface Detection)
- Electronics: DAE4 Sn601; Calibrated: 03.10.2023
- Phantom: Flat Phantom 5.0 (front); Type: QD000P50AA; Serial: 1001
- DASY52 52.10.4(1535); SEMCAD X 14.6.14(7501)

**Dipole Calibration for Head Tissue/Pin=250 mW, d=10mm/Zoom Scan (7x7x7)/Cube 0:**

Measurement grid:  $dx=5$ mm,  $dy=5$ mm,  $dz=5$ mm  
 Reference Value = 116.2 V/m; Power Drift = 0.06 dB  
 Peak SAR (extrapolated) = 26.8 W/kg  
**SAR(1 g) = 13.5 W/kg; SAR(10 g) = 6.19 W/kg**  
 Smallest distance from peaks to all points 3 dB below = 9 mm  
 Ratio of SAR at M2 to SAR at M1 = 50.2%  
 Maximum value of SAR (measured) = 22.0 W/kg



**Impedance Measurement Plot for Head TSL**



**-THE END-**