

7.4.4. Packet Type: DH1 3DH1(Adaptive Frequency Hopping)

| Mode | Frequency (MHz) | Dwell Time (ms) | Time of occupancy on the Tx Channel in 8 sec (ms) | Limit for time of occupancy on the Tx Channel in 8 sec (ms) |
|-------|-----------------|-----------------|---|---|
| GFSK | 2 441 | 0.38 | 60.80 | 400 |
| 8DPSK | 2 441 | 0.39 | 62.40 | 400 |

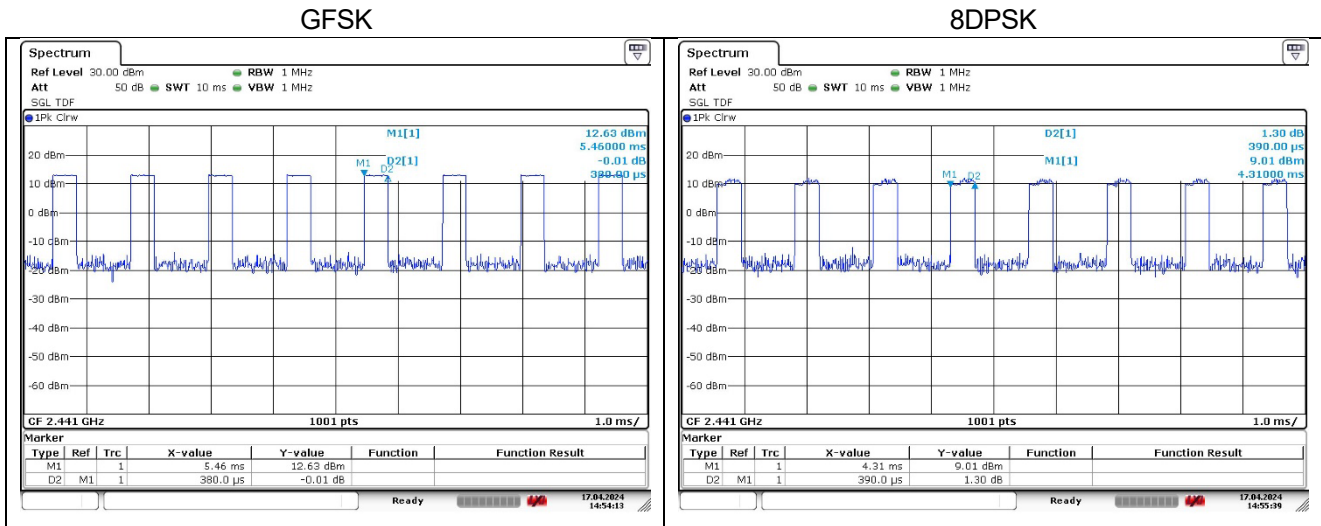
Remark;

Time of occupancy on the TX channel in 8 sec

In case of GFSK: $0.38 \times \{(800 \div 2) / 20\} \times 8 = 60.80$ ms

In case of 8DPSK: $0.39 \times \{(800 \div 2) / 20\} \times 8 = 62.40$ ms

- Test plots



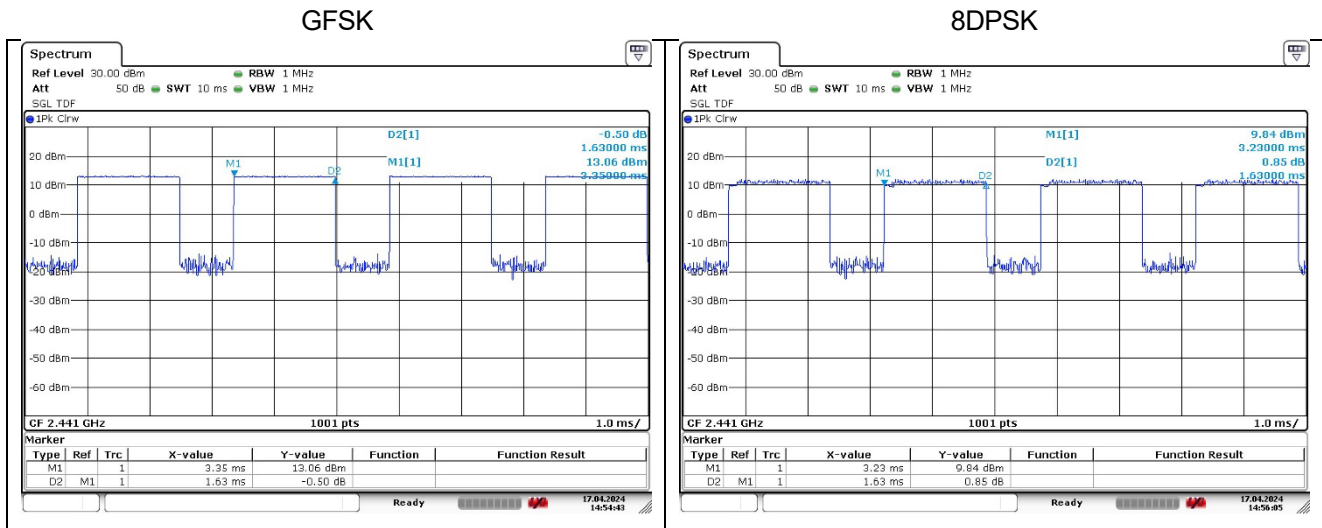
7.4.5. Packet Type: DH3, 3DH3 (Adaptive Frequency Hopping)

| Mode | Frequency (MHz) | Dwell Time (ms) | Time of occupancy on the Tx Channel in 8 sec (ms) | Limit for time of occupancy on the Tx Channel in 8 sec (ms) |
|-------|-----------------|-----------------|---|---|
| GFSK | 2 441 | 1.63 | 130.40 | 400 |
| 8DPSK | 2 441 | 1.63 | 130.40 | 400 |

Remark;

Time of occupancy on the TX channel in 8 sec
 In case of GFSK and 8DPSK: $1.63 \times \{(800 \div 4) / 20\} \times 8 = 130.40$ ms

- Test plots



7.4.6. Packet Type: DH5, 3DH5 (Adaptive Frequency Hopping)

| Mode | Frequency (MHz) | Dwell Time (ms) | Time of occupancy on the Tx Channel in 8 sec (ms) | Limit for time of occupancy on the Tx Channel in 8 sec (ms) |
|-------|-----------------|-----------------|---|---|
| GFSK | 2 441 | 2.88 | 153.60 | 400 |
| 8DPSK | 2 441 | 2.89 | 154.13 | 400 |

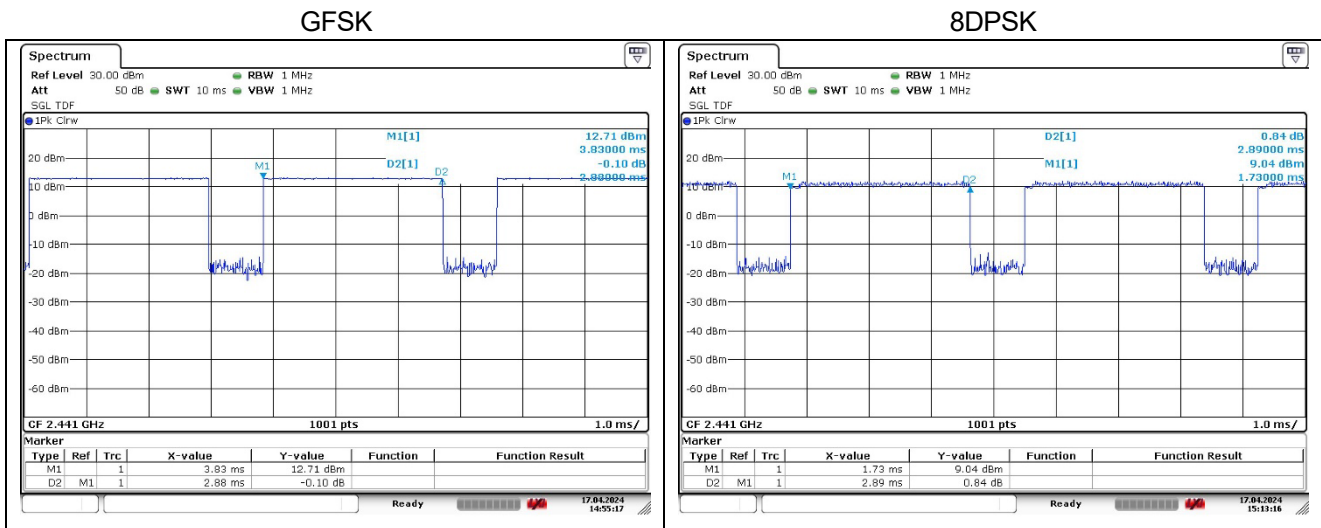
Remark;

Time of occupancy on the TX channel in 8 sec

In case of GFSK: $2.88 \times \{(800 \div 6) / 20\} \times 8 = 153.60$ ms

In case of 8DPSK: $2.89 \times \{(800 \div 6) / 20\} \times 8 = 154.13$ ms

- Test plots



8. Antenna Requirement

8.1. Standard Applicable

For intentional device, according to FCC 47 CFR Section §15.203, an intentional radiator shall be designed to ensure that no antenna other than that furnished by the responsible party shall be used with the device. The use of a permanently attached antenna or of an antenna that uses a unique coupling to the intentional radiator shall be considered sufficient to comply with the provisions of this section. The manufacturer may design the unit so that a broken antenna can be replaced by the user, but the use of a standard antenna jack or electrical connector is prohibited. And according to FCC 47 CFR Section §15.247(b) if transmitting antennas of directional gain greater than 6 dB i are used, the conducted output power shall be reduced appropriate, by the amount in dB that the directional gain of the antenna exceeds 6 dB i.

8.2. Antenna Connected Construction

Antenna used in this product is LDS antenna with gain of -4.91 dB i

- End of the Test Report -