


Test setup photo of EUT


1. Orthogonal plane of EUT

- The testing was set in the three orthogonal planes and measured for each position (X, Y, Z).

X-axis



Y-axis




Model name: SM-R510
HVIN: SM-R510R

SGS


Model name: SM-R510
HVIN: SM-R510R

Z-axis




Model name: SM-R510
HVIN: SM-R510R

2. Photo of Radiated Spurious Emission Test (Below 1 GHz)




**Model name: SM-R510
HVIN: SM-R510R**

3. Photo of Radiated Spurious Emission Test (Above 1 GHz)



4. Photos of Conducted test



Model name: SM-R510
HVIN: SM-R510R

SGS

Model name: SM-R510
HVIN: SM-R510R