


***Test setup photo of EUT***


## 1. Orthogonal plane of EUT

- The testing was set in the three orthogonal planes and measured for each position (X, Y, Z).

### X-axis



### Y-axis




**Model name: SM-R510**  
**HVIN: SM-R510L**

**SGS**

**Model name: SM-R510**  
**HVIN: SM-R510L**

**Z-axis**




**Model name: SM-R510**  
**HVIN: SM-R510L**

**2. Photo of Radiated Spurious Emission Test (Below 1 GHz)**




**Model name: SM-R510  
HVIN: SM-R510L**

### 3. Photo of Radiated Spurious Emission Test (Above 1 GHz)



### 4. Photos of Conducted test



Model name: SM-R510  
HVIN: SM-R510L

**SGS**

**Model name: SM-R510**  
**HVIN: SM-R510L**