

# **Test setup photos of EUT**

## 1. Orthogonal plane of EUT

- The testing was set in the three orthogonal planes and measured for each position (X, Y, Z).

### X-axis



### Y-axis





**Z-axis**




**Model Name: SM-R400N**

## 2. Photos of Radiated Spurious Emission Test (Below 1 GHz)




Model Name: SM-R400N

**3. Photo of Radiated Spurious Emission Test (Above 1 GHz)**





**4. Photo of Conducted Test**



**Model Name: SM-R400N**