



APPENDIX F: DUT ANTENNA DIAGRAM & SAR TEST SETUP PHOTOGRAPHS

FCC ID A3LSMR360	 PCTEST PROFESSIONAL COMMUNICATIONS TECHNOLOGY, INC.	SAR EVALUATION REPORT		Reviewed by: Quality Manager
Test Dates: 03/14/16 – 03/20/16	DUT Type: Portable Wrist Device	APPENDIX F: Page 1 of 3		

Note: Exact antenna dimensions and separation distances are shown in the Technical Descriptions in the FCC Filing.

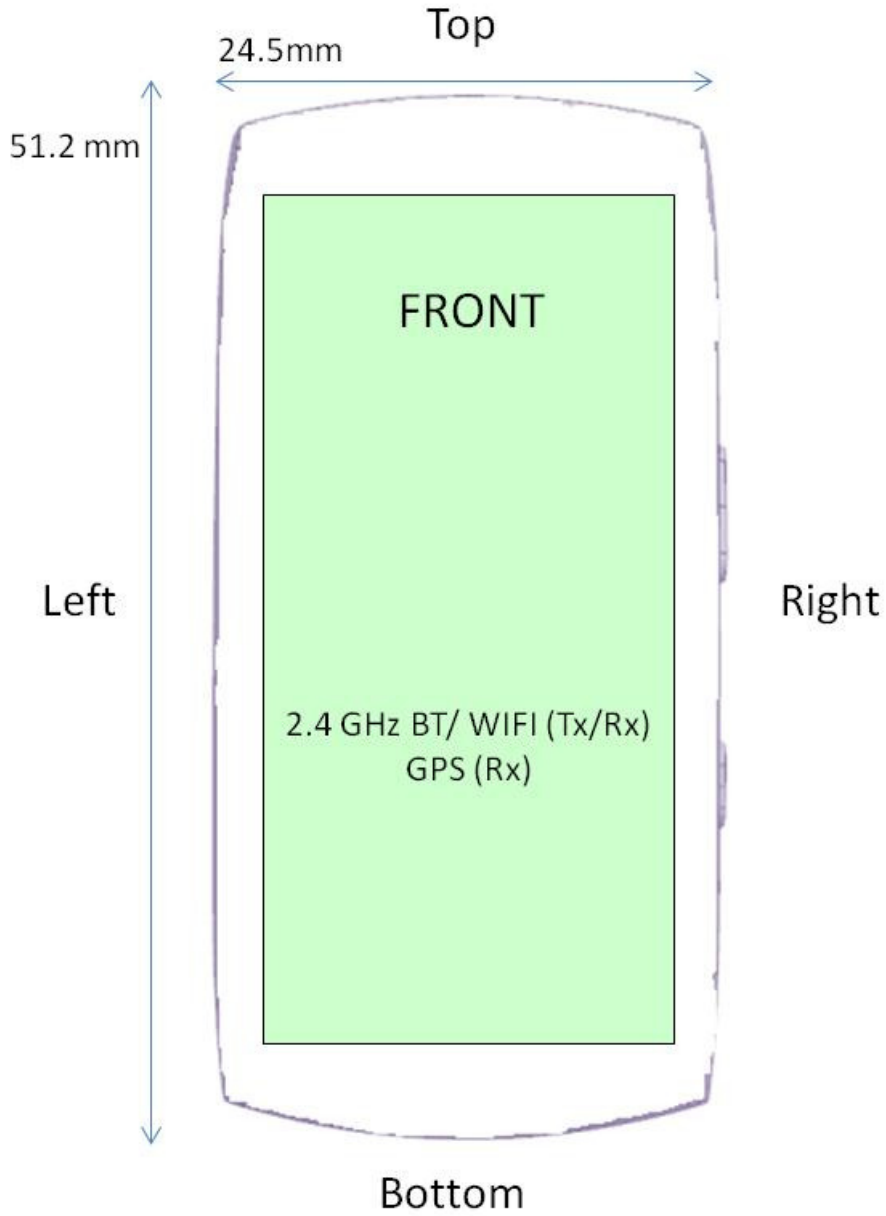




Figure F-1
DUT Antenna Locations



FCC ID A3LSMR360		SAR EVALUATION REPORT		Reviewed by: Quality Manager
Test Dates: 03/14/16 – 03/20/16	DUT Type: Portable Wrist Device		APPENDIX F: Page 2 of 3	



SAR Test Setup Photo 1: Front Side at 1.0 cm



SAR Test Setup Photo 2: Back Side at 0.0 cm

FCC ID A3LSMR360	 <small>PROFESSIONAL COMMUNICATIONS TESTING, INC.</small>	SAR EVALUATION REPORT	 Reviewed by: Quality Manager
Test Dates: 03/14/16 – 03/20/16	DUT Type: Portable Wrist Device	APPENDIX F: Page 3 of 3	