

LABELLING REQUIREMENTS

Labelling Requirements

Since the product size is too small, the certification number and model name are indicated on the bottom of the charging cradle that is packaged and sold together. Additionally, the label information is placed in the manual and on the device packaging.

§ 15.19 (a)(5) Labeling requirements:




When the device is so small or for such use that it is impracticable to label it with the statement specified under paragraph (a) of this section in a font that is four-point or larger, and the device does not have a display that can show electronic labeling, then the information required by this paragraph shall be placed in the user manual and must also either be placed on the device packaging or on a removable label attached to the device.

RSS-Gen Section 4. Labelling requirements:



If the dimensions of the product are extremely small or it is not practical to place the label or marking on the product, and if electronic labelling cannot be implemented, the label shall be placed in a prominent location in the user manual supplied with the product, as agreed upon with ISED prior to the certification application. The user manual may be in an electronic format; if it is not supplied to the user, the user manual must be readily available.

Samsung Electronics Co., Ltd.

FCC ID : A3LSMQ503 / IC : 649E-SMQ503

SM-Q503	
USB 	
SM-Q505	SM-Q506
USB 	USB 

<p style="text-align: center;">SM-Q507</p> <p style="text-align: center;">USB ↓</p>	<p style="text-align: center;">SM-Q508</p> <p style="text-align: center;">USB ↓</p>
<p style="text-align: center;">SM-Q509</p> <p style="text-align: center;">USB ↓</p>	<p style="text-align: center;">SM-Q510</p> <p style="text-align: center;">USB ↓</p>

SM-Q501	SM-Q502
<p style="text-align: center;">USB ↓</p> 	<p style="text-align: center;">USB ↓</p> 

END