



HCT Co., Ltd.

74, Seoicheon-ro 578beon-gil, Majang-myeon, Icheon-si, Gyeonggi-do, 17383 KOREA
Tel. +82 31 634 6300 Fax. +82 31 645 6401

Appendix A:
Test Setup
Photo

FCC ID
A3LSMP625

File No.
 HCT-RF-2402-FC025-P HCT-RF-2402-FC026-P
 HCT-RF-2402-FC027-P HCT-RF-2402-FC028-P
 HCT-RF-2402-FC029-P HCT-RF-2402-FC030-P

REVISION HISTORY


The revision history for this document is shown in table.


Revision No.	Date of Issue	Description
0	February 19, 2024	Initial Release


File No.	HCT-RF-2402-FC025-P	HCT-RF-2402-FC026-P	HCT-RF-2402-FC027-P	HCT-RF-2402-FC028-P	HCT-RF-2402-FC029-P	HCT-RF-2402-FC030-P
----------	---------------------	---------------------	---------------------	---------------------	---------------------	---------------------


1. Radiated Test Setup Photo


Radiated spurious emissions & Restricted Band Edge (Above 1 GHz)

















Radiated spurious emissions (Below 1GHz)




















Digitizer Radiated Test Setup Photo (9 kHz ~ 30 MHz):








2. Conducted Test Setup Photo



3. DFS Test Setup Photo



4. AC Power Line Conducted Test Setup Photo

25W

