




TEST REPORT

KCTL Inc. 65, Sinwon-ro, Yeongtong-gu, Suwon-si, Gyeonggi-do, 16677, Korea TEL: 82-31-285-0894 FAX: 82-505-299-8311 www.kctl.co.kr	Report No.: KR22-SRF0053-A Page (1) of (195)	 KCTL
---	--	---

1. Client

- Name : Samsung Electronics Co., Ltd.
- Address : 129, Samsung-ro, Yeongtong-gu, Suwon-si, Gyeonggi-do, 16677, Rep. of Korea
- Date of Receipt : 2022-03-11

2. Use of Report : Certification

3. Name of Product / Model : Tablet PC / SM-P619

4. Manufacturer / Country of Origin : Samsung Electronics Co., Ltd. / Vietnam

5. FCC ID : A3LSMP619

6. Date of Test : 2022-03-11 to 2022-04-12

7. Location of Test : Permanent Testing Lab On Site Testing
 (Address: 65, Sinwon-ro, Yeongtong-gu, Suwon-si, Gyeonggi-do, 16677, Korea)

8. Test method used : FCC Part 2
 FCC Part 22 Subpart H
 FCC Part 24 Subpart E
 FCC Part 27 Subpart C

9. Test Result : Refer to the test result in the test report

Affirmation	Tested by Name : Kwonse Kim (Signature)	Technical Manager Name : Seungyong Kim (Signature)
-------------	--	---

2022-04-18

KCTL Inc.

As a test result of the sample which was submitted from the client, this report does not guarantee the whole product quality. This test report should not be used and copied without a written agreement by KCTL Inc.

REPORT REVISION HISTORY

Date	Revision	Page No
2022-04-13	Originally issued	-
2022-04-18	Revised test condition and remove the 99% and 26dB Bandwidth table for LTE Band 4	12, 35

This report shall not be reproduced except in full, without the written approval of KCTL Inc. This document may be altered or revised by KCTL Inc. personnel only, and shall be noted in the revision section of the document. Any alteration of this document not carried out by KCTL Inc. will constitute fraud and shall nullify the document. This test report is a general report that does not use the KOLAS accreditation mark and is not related to KS Q ISO/IEC 17025 and KOLAS accreditation.

Note. The report No. KR22-SRF0053 is superseded by the report No. KR22-SRF0053-A.

General remarks for test reports

Statement concerning the uncertainty of the measurement systems used for the tests

(may be required by the product standard or client)

Internal procedure used for type testing through which traceability of the measuring uncertainty has been established:

Procedure number, issue date and title:

Calculations leading to the reported values are on file with the testing laboratory that conducted the testing.

Statement not required by the standard or client used for type testing

CONTENTS

1.	General information	4
2.	Device information	4
2.1.	Frequency/channel operations.....	6
3.	Maximum ERP/EIRP power.....	9
4.	Summary of tests.....	11
4.1.	Worst case orientation	12
5.	Measurement uncertainty	13
6.	Measurement results explanation example	14
7.	Test results	15
7.1.	Conducted output power.....	15
7.2.	99% Occupied Bandwidth & 26 dB Bandwidth.....	32
7.3.	Spurious Emissions at Antenna Terminal.....	87
7.4.	Band Edge Emissions at Antenna Terminal	112
7.5.	Peak to Average Power Ratio (PAPR)	147
7.6.	Frequency stability.....	172
7.7.	Radiated Power (ERP/EIRP)	179
7.8.	Radiated Spurious Emissions.....	187
8.	Measurement equipment	195

KCTL Inc.

65, Sinwon-ro, Yeongtong-gu,
Suwon-si, Gyeonggi-do, 16677, Korea
TEL: 82-31-285-0894 FAX: 82-505-299-8311
www.kctl.co.kr

Report No.:
KR22-SRF0053-A
Page (4) of (195)



1. General information

Client : Samsung Electronics Co., Ltd.
Address : 129, Samsung-ro, Yeongtong-gu, Suwon-si, Gyeonggi-do, 16677, Rep. of Korea
Manufacturer : Samsung Electronics Co., Ltd.
Address : 129, Samsung-ro, Yeongtong-gu, Suwon-si, Gyeonggi-do, 16677, Rep. of Korea
Factory : Samsung Electronics Vietnam Thai Nguyen Co., Ltd
Address : Yen Binh Industrial Park, Dong Tien Ward, Pho Yen Town, Thai Nguyen Province, Vietnam
Laboratory : KCTL Inc.
Address : 65, Sinwon-ro, Yeongtong-gu, Suwon-si, Gyeonggi-do, 16677, Korea
Accreditations : FCC Site Designation No: KR0040, FCC Site Registration No: 687132
VCCI Registration No. : R-20080, G-20078, C-20059, T-20056
CAB Identifier: KR0040
ISED Number: 8035A
KOLAS No.: KT231

2. Device information

Equipment under test : Tablet PC
Model : SM-P619
Modulation technique : Bluetooth(BDR/EDR) : GFSK, $\pi/4$ DQPSK, 8DPSK
Bluetooth(BLE) : GFSK
WIFI(802.11a/b/g/n/ac) : DSSS, OFDM
LTE : QPSK, 16QAM, 64QAM
WCDMA : QPSK
GSM : GMSK, 8-PSK
Number of channels : Bluetooth : 79 ch
BLE : 40 ch
802.11b/g/n_HT20 : 13 ch
UNII-1 : 4 ch (20 MHz), 2 ch (40 MHz), 1 ch (80 MHz)
UNII-2A : 4 ch (20 MHz), 2 ch (40 MHz), 1 ch (80 MHz)
UNII-2C : 12 ch (20 MHz), 6 ch (40 MHz), 3 ch (80 MHz)
UNII-3 : 5 ch (20 MHz), 2 ch (40 MHz), 1 ch (80 MHz)
Power source : DC 3.85 V
Antenna specification : LTE/WCDMA/GSM : Metal Antenna
WLAN(2.4G)/Bluetooth/BLE : Metal Antenna
WLAN(5G) : Metal Antenna
Antenna gain :
Antenna 1
2.4 GHz Band : -7.20 dBi
UNII-1 : -5.80 dBi
UNII-2A : -5.80 dBi
UNII-2C : -6.30 dBi
UNII-3 : -6.80 dBi
Antenna 2
2.4 GHz Band : -7.30 dBi
UNII-1 : -8.40 dBi
UNII-2A : -8.40 dBi
UNII-2C : -8.10 dBi
UNII-3 : -7.00 dBi

KCTL Inc.

65, Sinwon-ro, Yeongtong-gu,
Suwon-si, Gyeonggi-do, 16677, Korea
TEL: 82-31-285-0894 FAX: 82-505-299-8311
www.kctl.co.kr

Report No.:
KR22-SRF0053-A
Page (5) of (195)



Frequency range	:	Bluetooth	:	2 402 MHz ~ 2 480 MHz	(BDR/EDR/BLE)
		2.4 GHz WALN	:	2 412 MHz ~ 2 472 MHz	(802.11b/g/n_HT20)
		UNII-1	:	5 180 MHz ~ 5 240 MHz	(802.11a/n/acHT20/VHT20)
		UNII-1	:	5 190 MHz ~ 5 230 MHz	(802.11n/ac_HT40/VHT40)
		UNII-1	:	5 210 MHz	(802.11ac_VHT80)
		UNII-2A	:	5 260 MHz ~ 5 320 MHz	(802.11a/n/ac_HT20/VHT20)
		UNII-2A	:	5 270 MHz ~ 5 310 MHz	(802.11n/ac_HT40/VHT40)
		UNII-2A	:	5 290 MHz	(802.11ac_VHT80)
		UNII-2C	:	5 500 MHz ~ 5 720 MHz	(802.11a/n/ac_HT20/VHT20)
		UNII-2C	:	5 510 MHz ~ 5 710 MHz	(802.11n/ac_HT40/VHT40)
		UNII-2C	:	5 530 MHz ~ 5 690 MHz	(802.11ac_VHT80)
		UNII-3	:	5 745 MHz ~ 5 825 MHz	(802.11a/n/ac_HT20/VHT20)
		UNII-3	:	5 755 MHz ~ 5 795 MHz	(802.11n/ac_HT40/VHT40)
		UNII-3	:	5 775 MHz	(802.11ac_VHT80)
		LTE Band 2	:	1 850.7 MHz ~ 1 909.3 MHz	
		LTE Band 4	:	1 710.7 MHz ~ 1 754.3 MHz	
		LTE Band 5	:	824.7 MHz ~ 848.3 MHz	
		LTE Band 12	:	699.7 MHz ~ 715.3 MHz	
		LTE Band 17	:	706.5 MHz ~ 713.5 MHz	
		LTE Band 41	:	2 498.5 MHz ~ 2 687.5 MHz	
		LTE Band 66	:	1 710.7 MHz ~ 1 779.3 MHz	
		GSM 850	:	824.2 MHz ~ 848.8 MHz	
		GSM 1900	:	1 850.2 MHz ~ 1 909.8 MHz	
		WCDMA 850	:	826.4 MHz ~ 846.6 MHz	
		WCDMA 1700	:	1 712.4 MHz ~ 1 752.6 MHz	
		WCDMA 1900	:	1 852.4 MHz ~ 1 907.6 MHz	
Software version	:	P619.001			
Hardware version	:	REV1.0			
Test device serial No.	:	Conducted	:	R32T2001ZNK, R32T3000P0R	
		Radiated	:	R32T2001G8F	
Operation temperature	:	-30 °C ~ 50 °C			

2.1. Frequency/channel operations

This device contains the following capabilities:

WLAN (11a/b/g/n/ac – 2TX MIMO), Bluetooth (BDR/EDR/BLE), LTE B2/4/5/12/17/41/66,
GSM 850/1900, WCDMA 850/1700/1900

LTE Band 2

Ch.	Frequency (MHz)
18607	1 850.7
18900	1 880.0
19193	1 909.3

Table 2.1.1. 1.4M BW

Ch.	Frequency (MHz)
18615	1 851.5
18900	1 880.0
19185	1 908.5

Table 2.1.2. 3M BW

Ch.	Frequency (MHz)
18625	1 852.5
18900	1 880.0
19175	1 907.5

Table 2.1.3. 5M BW

Ch.	Frequency (MHz)
18650	1 855.0
18900	1 880.0
19150	1 905.0

Table 2.1.4. 10M BW

Ch.	Frequency (MHz)
18675	1 857.5
18900	1 880.0
19125	1 902.5

Table 2.1.5. 15M BW

Ch.	Frequency (MHz)
18700	1 860.0
18900	1 880.0
19100	1 900.0

Table 2.1.6. 20M BW

LTE Band 4

Ch.	Frequency (MHz)
19957	1 710.7
20175	1 732.5
20393	1 754.3

Table 2.1.7. 1.4M BW

Ch.	Frequency (MHz)
19965	1 711.5
20175	1 732.5
20385	1 753.5

Table 2.1.8. 3M BW

Ch.	Frequency (MHz)
19975	1 712.5
20175	1 732.5
20375	1 752.5

Table 2.1.9. 5M BW

Ch.	Frequency (MHz)
20000	1 715.0
20175	1 732.5
20350	1 750.0

Table 2.1.10. 10M BW

Ch.	Frequency (MHz)
20025	1 717.5
20175	1 732.5
20325	1 747.5

Table 2.1.11. 15M BW

Ch.	Frequency (MHz)
20050	1 720.0
20175	1 732.5
20300	1 745.0

Table 2.1.12. 20M BW

LTE Band 5

Ch.	Frequency (MHz)
20407	824.7
20525	836.5
20643	848.3

Table 2.1.13. 1.4M BW

Ch.	Frequency (MHz)
20415	825.5
20525	836.5
20635	847.5

Table 2.1.14. 3M BW

Ch.	Frequency (MHz)
20425	826.5
20525	836.5
20625	846.5

Table 2.1.15. 5M BW

Ch.	Frequency (MHz)
20450	829.0
20525	836.5
20600	844.0

Table 2.1.16. 10M BW

LTE Band 12

Ch.	Frequency (MHz)
23017	699.7
23095	707.5
23173	715.3

Table 2.1.17. 1.4M BW

Ch.	Frequency (MHz)
23025	700.5
23095	707.5
23165	714.5

Table 2.1.18. 3M BW

Ch.	Frequency (MHz)
23035	701.5
23095	707.5
23155	713.5

Table 2.1.19. 5M BW

Ch.	Frequency (MHz)
23060	704.0
23095	707.5
23130	711.0

Table 2.1.20. 10M BW

LTE Band 17

Ch.	Frequency (MHz)
23755	706.5
23790	710.0
23825	713.5

Table 2.1.21. 5M BW

Ch.	Frequency (MHz)
23780	709.0
23790	710.0
23800	711.0

Table 2.1.22. 10M BW

LTE Band 41

Ch.	Frequency (MHz)
39675	2 498.5
40620	2 593.0
41565	2 687.5

Table 2.1.23. 5M BW

Ch.	Frequency (MHz)
39700	2 501.0
40620	2 593.0
41540	2 685.0

Table 2.1.24. 10M BW

Ch.	Frequency (MHz)
39725	2 503.5
40620	2 593.0
41515	2 682.5

Table 2.1.25. 15M BW

Ch.	Frequency (MHz)
39750	2 506.0
40620	2 593.0
41490	2 680.0

Table 2.1.26. 20M BW

LTE Band 66

Ch.	Frequency (MHz)
131979	1 710.7
132322	1 745.0
132665	1 779.3

Table 2.1.27. 1.4M BW

Ch.	Frequency (MHz)
131987	1 711.5
132322	1 745.0
132657	1 778.5

Table 2.1.28. 3M BW

Ch.	Frequency (MHz)
131997	1 712.5
132322	1 745.0
132647	1 777.5

Table 2.1.29. 5M BW

Ch.	Frequency (MHz)
132022	1 715.0
132322	1 745.0
132622	1 775.0

Table 2.1.30. 10M BW

Ch.	Frequency (MHz)
132047	1 717.5
132322	1 745.0
132597	1 772.5

Table 2.1.31. 15M BW

Ch.	Frequency (MHz)
132072	1 720.0
132322	1 745.0
132572	1 770.0

Table 2.1.32. 20M BW

KCTL Inc.

65, Sinwon-ro, Yeongtong-gu,
Suwon-si, Gyeonggi-do, 16677, Korea
TEL: 82-31-285-0894 FAX: 82-505-299-8311
www.kctl.co.kr

Report No.:
KR22-SRF0053-A
Page (8) of (195)



Notes:

1. LTE Band 12(698 - 716 MHz) overlaps the entire frequency range of LTE Band 17(704 - 716 MHz) and they have same maximum tune-up power. Therefore, test data provided in this report covers Band 17 as well as Band 12 subpart to Part27.
2. LTE Band 66(698 - 716 MHz) overlaps the entire frequency range of LTE Band 4(704 - 716 MHz) and they have same maximum tune-up power. Therefore, test data provided in this report covers Band 4 as well as Band 66 subpart to Part27.



KCTL Inc.

65, Sinwon-ro, Yeongtong-gu,
Suwon-si, Gyeonggi-do, 16677, Korea
TEL: 82-31-285-0894 FAX: 82-505-299-8311
www.kctl.co.kr

Report No.:
KR22-SRF0053-A
Page (9) of (195)

**3. Maximum ERP/EIRP power****LTE Band 2**

Mode	Tx frequency (MHz)	Emission designator	EIRP	
			Max. power (dBm)	Max. power (W)
LTE Band 2	1 850.7 ~ 1 909.3	1M10G7D	25.20	0.331
		1M09W7D	24.31	0.270
	1 851.5 ~ 1 908.5	2M71G7D	25.21	0.332
		2M70W7D	24.19	0.262
	1 852.5 ~ 1 907.5	4M51G7D	25.29	0.338
		4M52W7D	24.54	0.284
	1 855.0 ~ 1 905.0	8M99G7D	25.24	0.334
		8M99W7D	24.64	0.291
	1 857.5 ~ 1 902.5	13M4G7D	25.30	0.339
		13M5W7D	24.45	0.279
	1 860.0 ~ 1 900.0	18M0G7D	25.03	0.318
		18M1W7D	24.11	0.258

LTE Band 5

Mode	Tx frequency (MHz)	Emission designator	ERP	
			Max. power (dBm)	Max. power (W)
LTE Band 5	824.7 ~ 848.3	1M10G7D	20.33	0.108
		1M10W7D	19.37	0.086
	825.5 ~ 847.5	2M70G7D	20.66	0.116
		2M70W7D	19.70	0.093
	826.5 ~ 846.5	4M52G7D	20.94	0.124
		4M52W7D	19.97	0.099
	829.0 ~ 844.0	9M02G7D	21.57	0.144
		8M99W7D	20.47	0.111

KCTL Inc.

65, Sinwon-ro, Yeongtong-gu,
Suwon-si, Gyeonggi-do, 16677, Korea
TEL: 82-31-285-0894 FAX: 82-505-299-8311
www.kctl.co.kr

Report No.:
KR22-SRF0053-A
Page (10) of (195)

**LTE Band 12/17**

Mode	Tx frequency (MHz)	Emission designator	ERP	
			Max. power (dBm)	Max. power (W)
LTE Band 12	699.7 ~ 715.3	1M10G7D	16.68	0.047
		1M10W7D	15.68	0.037
	700.5 ~ 714.5	2M71G7D	16.91	0.049
		2M71W7D	16.10	0.041
LTE Band 12/17	701.5 ~ 713.5	4M52G7D	17.04	0.051
		4M51W7D	16.22	0.042
	704.0 ~ 711.0	8M99G7D	17.05	0.051
		8M97W7D	16.11	0.041

LTE Band 41

Mode	Tx frequency (MHz)	Emission designator	EIRP	
			Max. power (dBm)	Max. power (W)
LTE Band 41	2 498.5 ~ 2 687.5	4M51G7D	21.17	0.131
		4M52W7D	20.02	0.100
	2 501.0 ~ 2 685.0	8M99G7D	19.85	0.097
		9M02W7D	18.98	0.079
	2 503.5 ~ 2 682.5	13M4G7D	18.36	0.069
		13M5W7D	17.77	0.060
	2 506.0 ~ 2 680.0	18M1G7D	18.77	0.075
		18M0W7D	17.52	0.056

LTE Band 66/4

Mode	Tx frequency (MHz)	Emission designator	EIRP	
			Max. power (dBm)	Max. power (W)
LTE Band 66	1 710.7 ~ 1 779.3	1M10G7D	21.63	0.146
		1M09W7D	20.67	0.117
	1 711.5 ~ 1 778.5	2M70G7D	22.11	0.163
		2M71W7D	21.14	0.130
	1 712.5 ~ 1 777.5	4M51G7D	21.79	0.151
		4M52W7D	20.94	0.124
	1 715.0 ~ 1 775.0	8M99G7D	21.52	0.142
		8M99W7D	20.87	0.122
	1 717.5 ~ 1 772.5	13M5G7D	21.65	0.146
		13M4W7D	21.15	0.130
	1 720.0 ~ 1 770.0	18M1G7D	21.78	0.151
		18M0W7D	21.13	0.130

4. Summary of tests

FCC Part section(s)	Parameter	Test Limit	Test Condition	Test results
2.1046	Conducted Output Power	N/A	Conducted	Pass
2.1049	Occupied Bandwidth & 26 dB Bandwidth	N/A		Pass
2.1051 22.917(a) 24.238(a) 27.53(g),(h),(m)	Band Edge Emissions at Antenna Terminal	<43 + 10Log ₁₀ (P) dB for all out of band emissions,		Pass
	Spurious Emissions at Antenna Terminal	<55 + 10Log ₁₀ (P) dB, Undesirable emissions must Meet the limits detailed in 27.53.		Pass
24.232(d) 27.50(d)(5)	Peak to Average Power Ratio	< 13 dB		Pass
2.1055 22.355	Frequency stability	< 2.5 ppm		Pass
24.235		Emission must remain in band		
27.54				
22.913(a)(5)	Effective Radiated Power	< 7 Watts max. ERP		
27.50(c)(10)		< 3 Watts max. ERP		Pass
24.232(c) 27.50(h)(2)	Equivalent Isotropic Radiated Power	< 2 Watts max. EIRP	Pass	
27.50(d)(4)		< 1 Watts max. EIRP	Pass	
2.1053 22.917(a) 24.238(a) 27.53(g),(h),(m)(4)	Radiated Spurious Emissions	<43 + 10Log ₁₀ (P) dB for all out of band emissions, Undesirable emissions must Meet the limits detailed in 27.53(m).	Radiated	Pass

Notes:

- The test procedure(s) in this report were performed in accordance as following.
 - ◆ ANSI C63.26-2015
 - ◆ ANSI/TIA-603-E-2016
 - ◆ KDB 971168 D01 v03r01
 - ◆ KDB 971168 D02 v02r01

4.1. Worst case orientation

- All modes of operation were investigated and the worst case emissions are reported with the EUT positioning, modulations, RB sizes and offsets, and channel bandwidth configurations in the test data.
- Output power measurements were measured on QPSK, 16QAM and 64QAM Modulation. All tests except output power was performed with QPSK and 16QAM modulation.
- All final radiated testing was performed with the EUT in worst case orientation.
- The fundamental of the EUT was investigated in three orthogonal orientations X, Y and Z.
After worst orientation is determined per each mode, all final radiated testing was performed with the EUT in worst orientation as below.
 - For LTE B2, B5, B12/17, B41 – X axis
 - For LTE B66/4 – Z axis
- All the radiated tests have been performed several case.
(Stand-alone, with accessories (TA, S-pen, Earphone etc.))
 - Worst case: Stand-alone
- Test Condition

Test condition	LTE Band	Modulation	Bandwidth (MHz)	RB size	RB offset
Radiated	B2	QPSK	15	1	0, 36, 74
	B5		10	1	0, 25, 49
	B12/17		10	1	0, 25, 49
	B41		5	1	0, 12, 24
	B66/4		3	1	0, 8, 14
Conducted	B2	QPSK 16QAM	1.4, 3, 5, 10, 15, 20	1	0, 5, 14, 24, 49, 74, 99
				Full	0
	B5		1.4, 3, 5, 10	1	0, 5, 14, 24, 49
				Full	0
	B12/17		1.4, 3, 5, 10	1	0, 5, 14, 24, 49
				Full	0
	B41		5, 10, 15, 20	1	0, 24, 49, 74, 99
				Full	0
	B66/4		1.4, 3, 5, 10, 15, 20	1	0, 5, 14, 24, 49, 74, 99
				Full	0

5. Measurement uncertainty

The measurement uncertainties shown below were calculated in accordance with the requirements of ANSI C63.4-2014.

All measurement uncertainty values are shown with a coverage factor of $k=2$ to indicated a 95 % level of confidence. The measurement data shown herein meets or exceeds the U_{CISPR} measurement uncertainty values specified in CISPR 16-4-2 and thus, can be compared directly to specified limits to determine compliance.

Parameter	Expanded uncertainty (\pm)	
Conducted RF power	0.9 dB	
Conducted spurious emissions	1.1 dB	
Radiated spurious emissions	Below 1 000 MHz	4.3 dB
	1 000 MHz ~ 18 000 MHz	3.8 dB
	Above 1 8000 MHz	5.9 dB



KCTL Inc.

65, Sinwon-ro, Yeongtong-gu,
Suwon-si, Gyeonggi-do, 16677, Korea
TEL: 82-31-285-0894 FAX: 82-505-299-8311
www.kctl.co.kr

Report No.:
KR22-SRF0053-A
Page (14) of (195)

**6. Measurement results explanation example**

Frequency (MHz)	Factor(dB)	Frequency (MHz)	Factor(dB)
30	5.64	11 000	9.50
50	6.07	12 000	9.85
100	6.26	13 000	10.21
200	6.24	14 000	10.31
300	6.43	15 000	10.45
400	6.63	16 000	10.82
500	6.71	17 000	10.83
600	6.77	18 000	11.21
700	6.84	19 000	11.25
800	6.89	20 000	11.93
900	6.95	21 000	11.58
1 000	6.99	22 000	12.48
2 000	7.36	23 000	12.10
3 000	7.62	24 000	11.65
4 000	7.90	25 000	13.02
5 000	8.28	26 000	12.66
6 000	8.71	26 500	11.95
7 000	9.15	27 000	12.28
8 000	9.63	28 000	11.90
9 000	9.22	29 000	12.79
10 000	8.86	30 000	13.97

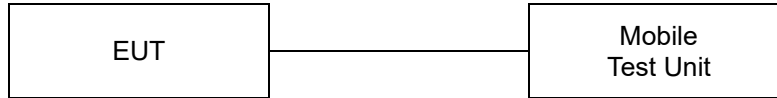
Note.

Offset(dB) = RF cable loss(dB) + Divider(dB)

7. Test results

7.1. Conducted output power

Test setup



Test procedure

971168 D01 v03r01 – Section 5.2
ANSI C63.26-2015 – Section 5.2.4.2
CFR 47 - Section §2.1046

Test settings

When an average power meter is used to perform RF output power measurements, the fundamental condition that measurement be performed only over durations of active transmissions at maximum output power level applies. Thus, an average power meter can always be used to perform the measurement when the EUT can be configured to transmit continuously.

If the EUT cannot be configured to transmit continuously (i.e., burst duty cycle < 98%), then the following options can be implemented to facilitate measurement of the average power with an average power meter:

- a) A gated average power meter can be used to perform the measurement if the gating parameters can be adjusted such that the power is measured only during active transmission bursts at maximum output power levels.
- b) A conventional average power meter with no signal gating capability can also be used if the measured burst duty cycle is constant (i.e., duty cycle variations are less than or equal to $\pm 2\%$) by performing the measurement over the on/off burst cycles and then correcting (increasing) the measured level by a factor equal to $[10\log(1/\text{duty cycle})]$. See 5.2.4.3.4 for guidance with respect to measuring the transmitter duty cycle.

See item r) of 4.1 for more information regarding power meter functional requirements and limitations, and consult the instrumentation-specific application literature for proper set-up and use.

KCTL Inc.

65, Sinwon-ro, Yeongtong-gu,
Suwon-si, Gyeonggi-do, 16677, Korea
TEL: 82-31-285-0894 FAX: 82-505-299-8311
www.kctl.co.kr

Report No.:
KR22-SRF0053-A
Page (16) of (195)

**Test results**

Test Band	Bandwidth (MHz)	Test mode	RB size	RB offset	MPR	Maximum power			
						Frequency (MHz)			
						Low	Middle	High	
LTE Band 2	1.4	QPSK	1	0	0	23.32	23.17	23.15	
			1	3	0	23.42	23.26	23.31	
			1	5	0	23.28	23.20	23.21	
			3	0	0	23.37	23.15	23.21	
			3	1	0	23.40	23.26	23.27	
			3	3	0	23.37	23.19	23.20	
		6	0	1	22.38	22.25	22.29		
		16QAM	1	0	1	22.75	22.56	22.55	
			1	3	1	22.77	22.50	22.52	
			1	5	1	22.68	22.58	22.57	
			3	0	1	22.55	22.34	22.37	
			3	1	1	22.50	22.39	22.42	
			3	3	1	22.52	22.23	22.30	
		6	0	2	21.60	21.43	21.43		
		64QAM	1	0	2	21.71	21.51	21.63	
			1	3	2	21.78	21.66	21.75	
			1	5	2	21.69	21.59	21.64	
			3	0	2	21.71	21.52	21.58	
			3	1	2	21.76	21.56	21.57	
			3	3	2	21.66	21.51	21.60	
		6	0	3	20.72	20.51	20.55		
		3	QPSK	1	0	0	23.38	23.13	23.22
				1	8	0	23.45	23.19	23.29
				1	14	0	23.36	23.22	23.24
	8			0	1	22.42	22.29	22.31	
	8			4	1	22.46	22.34	22.34	
	8			7	1	22.45	22.30	22.29	
	15			0	1	22.44	22.25	22.33	
	16QAM			1	0	1	22.73	22.49	22.63
				1	8	1	22.84	22.49	22.69
				1	14	1	22.78	22.56	22.58
				8	0	2	21.64	21.42	21.50
				8	4	2	21.70	21.48	21.56
			8	7	2	21.58	21.44	21.49	
	15		0	2	21.53	21.44	21.42		
	64QAM		1	0	2	21.92	21.62	21.80	
			1	8	2	21.89	21.72	21.78	
			1	14	2	21.85	21.66	21.72	
			8	0	3	20.80	20.65	20.70	
			8	4	3	20.82	20.60	20.69	
			8	7	3	20.75	20.62	20.70	
	15		0	3	20.71	20.58	20.61		

KCTL Inc.

65, Sinwon-ro, Yeongtong-gu,
Suwon-si, Gyeonggi-do, 16677, Korea
TEL: 82-31-285-0894 FAX: 82-505-299-8311
www.kctl.co.kr

Report No.:
KR22-SRF0053-A
Page (17) of (195)



KCTL

Test Band	Bandwidth (MHz)	Test mode	RB size	RB offset	MPR	Maximum power			
						Frequency (MHz)			
						Low	Middle	High	
LTE Band 2	5	QPSK	1	0	0	23.43	23.24	23.25	
			1	12	0	23.34	23.28	23.24	
			1	24	0	23.47	23.22	23.24	
			12	0	1	22.44	22.35	22.29	
			12	7	1	22.47	22.37	22.37	
			12	13	1	22.42	22.30	22.31	
		25	0	1	22.44	22.27	22.32		
		16QAM	1	0	1	22.74	22.55	22.56	
			1	12	1	22.80	22.58	22.64	
			1	24	1	22.65	22.59	22.51	
			12	0	2	21.62	21.44	21.43	
			12	7	2	21.60	21.44	21.44	
			12	13	2	21.61	21.40	21.47	
		25	0	2	21.52	21.38	21.45		
		64QAM	1	0	2	21.83	21.66	21.69	
			1	12	2	21.90	21.74	21.71	
			1	24	2	21.82	21.66	21.72	
			12	0	3	20.75	20.61	20.61	
			12	7	3	20.72	20.65	20.70	
			12	13	3	20.80	20.58	20.65	
		25	0	3	20.72	20.57	20.58		
		10	QPSK	1	0	0	23.36	23.23	23.27
				1	25	0	23.40	23.22	23.23
				1	49	0	23.39	23.22	23.26
	25			0	1	22.40	22.30	22.34	
	25			12	1	22.44	22.29	22.32	
	25			25	1	22.42	22.29	22.32	
	50			0	1	22.44	22.32	22.34	
	16QAM			1	0	1	22.75	22.63	22.57
				1	25	1	22.72	22.58	22.57
				1	49	1	22.70	22.62	22.71
				25	0	2	21.52	21.41	21.41
				25	12	2	21.59	21.49	21.49
			25	25	2	21.57	21.39	21.42	
	50		0	2	21.56	21.42	21.40		
	64QAM		1	0	2	21.94	21.65	21.66	
			1	25	2	21.85	21.69	21.70	
			1	49	2	21.76	21.61	21.83	
			25	0	3	20.75	20.59	20.62	
			25	12	3	20.79	20.68	20.61	
			25	25	3	20.71	20.61	20.61	
	50		0	3	20.75	20.62	20.64		

KCTL Inc.

65, Sinwon-ro, Yeongtong-gu,
Suwon-si, Gyeonggi-do, 16677, Korea
TEL: 82-31-285-0894 FAX: 82-505-299-8311
www.kctl.co.kr

Report No.:
KR22-SRF0053-A
Page (18) of (195)



Test Band	Bandwidth (MHz)	Test mode	RB size	RB offset	MPR	Maximum power		
						Frequency (MHz)		
						Low	Middle	High
LTE Band 2	15	QPSK	1	0	0	23.39	23.21	23.21
			1	36	0	23.41	23.24	23.22
			1	74	0	23.35	23.26	23.33
			36	0	1	22.44	22.30	22.31
			36	18	1	22.48	22.34	22.33
			36	37	1	22.44	22.29	22.32
			75	0	1	22.44	22.33	22.40
		16QAM	1	0	1	22.87	22.54	22.56
			1	36	1	22.74	22.62	22.62
			1	74	1	22.64	22.72	22.78
			36	0	2	21.59	21.43	21.43
			36	18	2	21.53	21.47	21.48
			36	37	2	21.54	21.47	21.49
			75	0	2	21.55	21.42	21.44
		64QAM	1	0	2	21.90	21.64	21.70
			1	36	2	21.79	21.73	21.64
			1	74	2	21.81	21.78	21.81
			36	0	3	20.79	20.65	20.53
			36	18	3	20.75	20.66	20.64
			36	37	3	20.69	20.69	20.63
			75	0	3	20.76	20.62	20.68
	20	QPSK	1	0	0	23.44	23.22	23.20
			1	49	0	23.35	23.31	23.20
			1	99	0	23.37	23.21	23.25
			50	0	1	22.44	22.30	22.23
			50	24	1	22.40	22.32	22.33
			50	50	1	22.43	22.33	22.38
			100	0	1	22.43	22.30	22.24
		16QAM	1	0	1	22.85	22.50	22.53
			1	49	1	22.65	22.58	22.53
			1	99	1	22.62	22.50	22.74
			50	0	2	21.52	21.46	21.32
			50	24	2	21.56	21.50	21.46
			50	50	2	21.58	21.49	21.46
			100	0	2	21.50	21.43	21.32
		64QAM	1	0	2	21.91	21.60	21.70
			1	49	2	21.81	21.57	21.61
			1	99	2	21.78	21.75	21.76
			50	0	3	20.74	20.60	20.51
			50	24	3	20.75	20.60	20.65
			50	50	3	20.70	20.68	20.64
			100	0	3	20.72	20.60	20.57

KCTL Inc.

65, Sinwon-ro, Yeongtong-gu,
Suwon-si, Gyeonggi-do, 16677, Korea
TEL: 82-31-285-0894 FAX: 82-505-299-8311
www.kctl.co.kr

Report No.:
KR22-SRF0053-A
Page (19) of (195)



KCTL

Test Band	Bandwidth (MHz)	Test mode	RB size	RB offset	MPR	Maximum power			
						Frequency (MHz)			
						Low	Middle	High	
LTE Band 4	1.4	QPSK	1	0	0	23.43	23.41	23.41	
			1	3	0	23.49	23.50	23.51	
			1	5	0	23.37	23.38	23.38	
			3	0	0	23.45	23.46	23.42	
			3	1	0	23.44	23.50	23.53	
			3	3	0	23.39	23.41	23.47	
		6	0	1	22.44	22.42	22.46		
		16QAM	1	0	1	22.72	22.73	22.86	
			1	3	1	22.81	22.85	22.77	
			1	5	1	22.71	22.77	22.72	
			3	0	1	22.57	22.48	22.61	
			3	1	1	22.65	22.60	22.62	
			3	3	1	22.53	22.50	22.54	
		6	0	2	21.59	21.66	21.63		
		64QAM	1	0	2	21.75	21.70	21.82	
			1	3	2	21.70	21.83	21.78	
			1	5	2	21.71	21.64	21.73	
			3	0	2	21.70	21.66	21.69	
			3	1	2	21.65	21.60	21.71	
			3	3	2	21.63	21.70	21.67	
		6	0	3	20.58	20.52	20.51		
		3	QPSK	1	0	0	23.46	23.51	23.50
				1	8	0	23.45	23.47	23.55
				1	14	0	23.44	23.42	23.44
	8			0	1	22.52	22.50	22.51	
	8			4	1	22.52	22.49	22.57	
	8			7	1	22.52	22.46	22.49	
	15			0	1	22.59	22.53	22.51	
	16QAM			1	0	1	22.78	22.89	22.77
				1	8	1	22.86	22.86	22.86
				1	14	1	22.80	22.79	22.80
				8	0	2	21.68	21.67	21.73
				8	4	2	21.72	21.71	21.72
			8	7	2	21.67	21.66	21.62	
	15		0	2	21.66	21.63	21.65		
	64QAM		1	0	2	21.74	21.80	21.77	
			1	8	2	21.80	21.78	21.88	
			1	14	2	21.75	21.75	21.83	
			8	0	3	20.67	20.63	20.67	
			8	4	3	20.75	20.75	20.72	
			8	7	3	20.73	20.70	20.71	
	15		0	3	20.66	20.62	20.66		

KCTL Inc.

65, Sinwon-ro, Yeongtong-gu,
Suwon-si, Gyeonggi-do, 16677, Korea
TEL: 82-31-285-0894 FAX: 82-505-299-8311
www.kctl.co.kr

Report No.:
KR22-SRF0053-A
Page (20) of (195)



Test Band	Bandwidth (MHz)	Test mode	RB size	RB offset	MPR	Maximum power			
						Frequency (MHz)			
						Low	Middle	High	
LTE Band 4	5	QPSK	1	0	0	23.50	23.43	23.51	
			1	12	0	23.55	23.48	23.48	
			1	24	0	23.45	23.43	23.41	
			12	0	1	22.56	22.47	22.56	
			12	7	1	22.57	22.49	22.59	
			12	13	1	22.50	22.51	22.54	
		25	0	1	22.50	22.47	22.48		
		16QAM	1	0	1	22.75	22.81	22.91	
			1	12	1	22.84	22.91	22.90	
			1	24	1	22.84	22.86	22.88	
			12	0	2	21.68	21.64	21.63	
			12	7	2	21.69	21.61	21.65	
			12	13	2	21.65	21.59	21.62	
		25	0	2	21.64	21.57	21.65		
		64QAM	1	0	2	21.78	21.67	21.78	
			1	12	2	21.82	21.82	21.89	
			1	24	2	21.77	21.71	21.80	
			12	0	3	20.69	20.65	20.69	
			12	7	3	20.71	20.68	20.79	
			12	13	3	20.68	20.70	20.64	
		25	0	3	20.67	20.64	20.62		
		10	QPSK	1	0	0	23.47	23.49	23.49
				1	25	0	23.53	23.44	23.49
				1	49	0	23.51	23.44	23.49
	25			0	1	22.59	22.51	22.56	
	25			12	1	22.57	22.51	22.55	
	25			25	1	22.52	22.50	22.51	
	50			0	1	22.53	22.50	22.47	
	16QAM			1	0	1	22.85	22.80	22.82
				1	25	1	22.93	22.92	22.81
				1	49	1	22.90	22.87	22.93
				25	0	2	21.62	21.59	21.63
				25	12	2	21.68	21.65	21.62
			25	25	2	21.65	21.59	21.59	
	50		0	2	21.68	21.58	21.63		
	64QAM		1	0	2	21.75	21.79	21.79	
			1	25	2	21.83	21.77	21.90	
			1	49	2	21.81	21.81	21.90	
			25	0	3	20.66	20.66	20.62	
			25	12	3	20.65	20.63	20.61	
			25	25	3	20.66	20.64	20.62	
	50		0	3	20.65	20.60	20.65		

KCTL Inc.

65, Sinwon-ro, Yeongtong-gu,
Suwon-si, Gyeonggi-do, 16677, Korea
TEL: 82-31-285-0894 FAX: 82-505-299-8311
www.kctl.co.kr

Report No.:
KR22-SRF0053-A
Page (21) of (195)



KCTL

Test Band	Bandwidth (MHz)	Test mode	RB size	RB offset	MPR	Maximum power			
						Frequency (MHz)			
						Low	Middle	High	
LTE Band 4	15	QPSK	1	0	0	23.46	23.50	23.37	
			1	36	0	23.54	23.43	23.50	
			1	74	0	23.44	23.42	23.52	
			36	0	1	22.52	22.51	22.40	
			36	18	1	22.59	22.54	22.56	
			36	37	1	22.54	22.55	22.56	
			75	0	1	22.51	22.50	22.44	
		16QAM	1	0	1	22.70	22.80	22.70	
			1	36	1	22.92	22.87	22.85	
			1	74	1	22.92	22.72	22.84	
			36	0	2	21.63	21.64	21.51	
			36	18	2	21.67	21.63	21.68	
			36	37	2	21.72	21.61	21.68	
			75	0	2	21.64	21.62	21.51	
		64QAM	1	0	2	21.76	21.73	21.64	
			1	36	2	21.88	21.75	21.73	
			1	74	2	21.91	21.69	21.91	
			36	0	3	20.65	20.66	20.59	
			36	18	3	20.74	20.70	20.73	
			36	37	3	20.76	20.70	20.69	
			75	0	3	20.65	20.62	20.58	
		20	QPSK	1	0	0	23.38	23.50	23.37
				1	49	0	23.45	23.48	23.44
				1	99	0	23.52	23.53	23.45
	50			0	1	22.51	22.50	22.44	
	50			24	1	22.57	22.58	22.46	
	50			50	1	22.55	22.51	22.54	
	100			0	1	22.55	22.56	22.45	
	16QAM			1	0	1	22.74	22.91	22.77
				1	49	1	22.84	22.88	22.84
				1	99	1	22.80	22.85	22.85
				50	0	2	21.61	21.60	21.55
				50	24	2	21.64	21.67	21.57
			50	50	2	21.64	21.62	21.64	
	64QAM		100	0	2	21.62	21.57	21.48	
			1	0	2	21.74	21.87	21.64	
			1	49	2	21.82	21.78	21.84	
			1	99	2	21.88	21.69	21.82	
			50	0	3	20.67	20.64	20.54	
			50	24	3	20.71	20.65	20.59	
	QPSK		50	50	3	20.70	20.62	20.67	
			100	0	3	20.69	20.59	20.55	

KCTL Inc.

65, Sinwon-ro, Yeongtong-gu,
Suwon-si, Gyeonggi-do, 16677, Korea
TEL: 82-31-285-0894 FAX: 82-505-299-8311
www.kctl.co.kr

Report No.:
KR22-SRF0053-A
Page (22) of (195)



KCTL

Test Band	Bandwidth (MHz)	Test mode	RB size	RB offset	MPR	Maximum power			
						Frequency (MHz)			
						Low	Middle	High	
LTE Band 5	1.4	QPSK	1	0	0	23.49	23.41	23.40	
			1	3	0	23.55	23.49	23.43	
			1	5	0	23.44	23.39	23.36	
			3	0	0	23.47	23.42	23.39	
			3	1	0	23.49	23.52	23.43	
			3	3	0	23.51	23.39	23.42	
		16QAM	6	0	1	22.47	22.46	22.53	
			1	0	1	22.76	22.71	22.57	
			1	3	1	22.83	22.70	22.60	
			1	5	1	22.60	22.67	22.69	
			3	0	1	22.55	22.40	22.44	
			3	1	1	22.62	22.47	22.52	
		64QAM	3	3	1	22.49	22.49	22.43	
			6	0	2	21.72	21.64	21.53	
			1	0	2	21.66	21.59	21.51	
			1	3	2	21.63	21.59	21.61	
			1	5	2	21.70	21.70	21.55	
			3	0	2	21.64	21.56	21.60	
		3	QPSK	3	1	2	21.64	21.63	21.61
				3	3	2	21.63	21.58	21.57
				6	0	3	20.60	20.48	20.44
				1	0	0	23.54	23.49	23.49
				1	8	0	23.51	23.44	23.45
				1	14	0	23.51	23.41	23.36
	16QAM		8	0	1	22.61	22.55	22.55	
			8	4	1	22.61	22.56	22.57	
			8	7	1	22.58	22.54	22.50	
			15	0	1	22.69	22.58	22.59	
			1	0	1	22.84	22.76	22.63	
			1	8	1	22.79	22.68	22.63	
	64QAM	1	14	1	22.73	22.76	22.60		
		8	0	2	21.70	21.66	21.58		
		8	4	2	21.67	21.68	21.59		
		8	7	2	21.66	21.61	21.59		
		15	0	2	21.69	21.62	21.63		
		1	0	2	21.71	21.72	21.64		
	64QAM	1	8	2	21.63	21.67	21.65		
		1	14	2	21.72	21.60	21.58		
		8	0	3	20.67	20.59	20.64		
		8	4	3	20.67	20.58	20.63		
		8	7	3	20.60	20.61	20.61		
		15	0	3	20.62	20.59	20.64		

KCTL Inc.

65, Sinwon-ro, Yeongtong-gu,
Suwon-si, Gyeonggi-do, 16677, Korea
TEL: 82-31-285-0894 FAX: 82-505-299-8311
www.kctl.co.kr

Report No.:
KR22-SRF0053-A
Page (23) of (195)



KCTL

Test Band	Bandwidth (MHz)	Test mode	RB size	RB offset	MPR	Maximum power			
						Frequency (MHz)			
						Low	Middle	High	
LTE Band 5	5	QPSK	1	0	0	23.61	23.47	23.54	
			1	12	0	23.50	23.48	23.42	
			1	24	0	23.54	23.42	23.46	
			12	0	1	22.61	22.58	22.54	
			12	7	1	22.62	22.58	22.55	
			12	13	1	22.58	22.56	22.55	
		25	0	1	22.63	22.60	22.59		
		16QAM	1	0	1	22.80	22.78	22.82	
			1	12	1	22.71	22.74	22.72	
			1	24	1	22.67	22.60	22.62	
			12	0	2	21.66	21.61	21.51	
			12	7	2	21.62	21.56	21.59	
			12	13	2	21.57	21.56	21.51	
		25	0	2	21.65	21.61	21.60		
		64QAM	1	0	2	21.75	21.70	21.80	
			1	12	2	21.69	21.62	21.61	
			1	24	2	21.57	21.66	21.59	
			12	0	3	20.68	20.59	20.66	
	12		7	3	20.70	20.62	20.61		
	12		13	3	20.68	20.55	20.58		
	25	0	3	20.64	20.61	20.61			
	10	QPSK	1	0	0	23.50	23.52	23.44	
			1	25	0	23.45	23.48	23.47	
			1	49	0	23.45	23.46	23.48	
			25	0	1	22.60	22.63	22.57	
			25	12	1	22.64	22.65	22.61	
			25	25	1	22.62	22.57	22.57	
			50	0	1	22.55	22.60	22.56	
			16QAM	1	0	1	22.73	22.83	22.72
				1	25	1	22.78	22.70	22.91
				1	49	1	22.77	22.76	22.74
				25	0	2	21.67	21.65	21.55
				25	12	2	21.73	21.66	21.66
		25		25	2	21.71	21.60	21.63	
		50	0	2	21.70	21.65	21.57		
		64QAM	1	0	2	21.71	21.74	21.74	
			1	25	2	21.82	21.71	21.69	
			1	49	2	21.73	21.66	21.54	
			25	0	3	20.71	20.62	20.56	
			25	12	3	20.72	20.70	20.66	
			25	25	3	20.72	20.62	20.62	
		50	0	3	20.73	20.66	20.65		

KCTL Inc.

65, Sinwon-ro, Yeongtong-gu,
Suwon-si, Gyeonggi-do, 16677, Korea
TEL: 82-31-285-0894 FAX: 82-505-299-8311
www.kctl.co.kr

Report No.:
KR22-SRF0053-A
Page (24) of (195)



Test Band	Bandwidth (MHz)	Test mode	RB size	RB offset	MPR	Maximum power			
						Frequency (MHz)			
						Low	Middle	High	
LTE Band 12	1.4	QPSK	1	0	0	23.66	23.65	23.59	
			1	3	0	23.70	23.69	23.48	
			1	5	0	23.54	23.69	23.44	
			3	0	0	23.65	23.66	23.55	
			3	1	0	23.68	23.89	23.57	
			3	3	0	23.76	23.66	23.43	
		6	0	1	22.83	22.74	22.65		
		16QAM	1	0	1	23.02	22.95	22.85	
			1	3	1	22.99	22.95	22.75	
			1	5	1	22.86	23.09	22.74	
			3	0	1	22.69	22.88	22.54	
			3	1	1	22.78	22.76	22.46	
			3	3	1	22.77	22.61	22.60	
		6	0	2	22.00	21.86	21.76		
		64QAM	1	0	2	21.85	21.81	21.68	
			1	3	2	21.87	21.99	21.81	
			1	5	2	21.78	21.73	21.64	
			3	0	2	21.89	21.80	21.72	
			3	1	2	21.98	21.97	21.73	
			3	3	2	21.76	21.94	21.79	
		6	0	3	20.75	20.93	20.68		
		3	QPSK	1	0	0	23.80	23.74	23.87
				1	8	0	23.64	23.66	23.65
				1	14	0	23.73	23.65	23.65
	8			0	1	22.81	22.92	22.76	
	8			4	1	22.77	22.88	22.85	
	8			7	1	22.86	22.71	22.70	
	15			0	1	22.85	22.93	22.71	
	16QAM			1	0	1	22.84	22.92	23.07
				1	8	1	22.86	23.14	23.04
				1	14	1	22.83	23.05	22.98
				8	0	2	21.83	21.77	21.81
				8	4	2	21.80	21.91	21.83
			8	7	2	21.95	21.88	21.99	
	15		0	2	21.84	21.85	21.89		
	64QAM		1	0	2	21.92	21.85	22.01	
			1	8	2	21.76	22.01	21.95	
			1	14	2	21.95	21.92	21.89	
			8	0	3	20.89	20.96	21.04	
			8	4	3	20.90	21.00	20.92	
			8	7	3	20.84	20.92	20.86	
	15		0	3	20.81	21.05	20.87		

KCTL Inc.

65, Sinwon-ro, Yeongtong-gu,
Suwon-si, Gyeonggi-do, 16677, Korea
TEL: 82-31-285-0894 FAX: 82-505-299-8311
www.kctl.co.kr

Report No.:
KR22-SRF0053-A
Page (25) of (195)



KCTL

Test Band	Bandwidth (MHz)	Test mode	RB size	RB offset	MPR	Maximum power			
						Frequency (MHz)			
						Low	Middle	High	
LTE Band 12	5	QPSK	1	0	0	23.87	23.98	23.89	
			1	12	0	23.92	23.92	23.76	
			1	24	0	23.87	23.90	23.68	
			12	0	1	23.02	23.08	22.86	
			12	7	1	22.97	23.04	22.84	
			12	13	1	23.00	22.97	22.84	
		25	0	1	23.10	23.05	22.85		
		16QAM	1	0	1	23.11	23.13	23.13	
			1	12	1	23.03	23.24	22.88	
			1	24	1	23.23	23.16	22.89	
			12	0	2	22.06	22.02	21.87	
			12	7	2	22.00	22.07	21.90	
			12	13	2	22.11	22.03	21.89	
		25	0	2	22.11	22.07	21.95		
		64QAM	1	0	2	22.23	22.33	22.17	
			1	12	2	22.24	22.17	22.12	
			1	24	2	22.29	22.26	22.03	
			12	0	3	21.17	21.19	21.04	
			12	7	3	21.14	21.24	21.06	
			12	13	3	21.19	21.25	21.00	
		25	0	3	21.30	21.21	21.10		
		10	QPSK	1	0	0	23.92	23.88	23.90
				1	25	0	23.95	23.98	23.82
				1	49	0	23.91	23.91	23.78
	25			0	1	23.12	23.15	23.03	
	25			12	1	23.10	23.03	23.03	
	25			25	1	23.11	22.99	22.99	
	50			0	1	23.04	23.06	22.97	
	16QAM			1	0	1	23.08	23.16	23.20
				1	25	1	23.17	23.14	23.13
				1	49	1	23.18	23.12	23.07
				25	0	2	22.16	22.12	22.04
				25	12	2	22.16	22.07	22.04
			25	25	2	22.06	22.08	21.98	
	50		0	2	22.08	22.07	22.04		
	64QAM		1	0	2	22.28	22.24	22.26	
			1	25	2	22.30	22.33	22.27	
			1	49	2	22.21	22.26	22.24	
			25	0	3	21.36	21.31	21.25	
			25	12	3	21.36	21.25	21.22	
			25	25	3	21.30	21.22	21.19	
	50		0	3	21.26	21.31	21.20		

KCTL Inc.

65, Sinwon-ro, Yeongtong-gu,
Suwon-si, Gyeonggi-do, 16677, Korea
TEL: 82-31-285-0894 FAX: 82-505-299-8311
www.kctl.co.kr

Report No.:
KR22-SRF0053-A
Page (26) of (195)



KCTL

Test Band	Bandwidth (MHz)	Test mode	RB size	RB offset	MPR	Maximum power		
						Frequency (MHz)		
						Low	Middle	High
LTE Band 17	5	QPSK	1	0	0	23.86	23.91	23.79
			1	3	0	23.95	23.83	23.85
			1	5	0	23.93	23.96	23.76
			3	0	0	22.94	22.97	22.85
			3	1	0	23.06	22.99	22.89
			3	3	0	23.02	22.91	22.81
		6	0	1	22.98	23.00	22.84	
		1	0	1	23.08	23.28	23.03	
		1	3	1	23.10	23.16	23.06	
		1	5	1	23.14	23.19	23.06	
		3	0	1	21.94	21.99	21.86	
		3	1	1	22.00	22.00	21.97	
		3	3	1	21.95	21.96	21.89	
		6	0	2	22.01	22.03	21.85	
		1	0	2	22.16	22.13	21.99	
		1	12	2	22.18	21.99	22.00	
		1	24	2	22.16	22.18	21.95	
		12	0	3	20.98	21.06	20.88	
		12	7	3	21.10	21.07	21.00	
		12	13	3	21.03	21.02	20.96	
	25	0	3	21.02	21.06	20.83		
	1	0	0	23.87	23.90	23.93		
	1	8	0	23.88	23.88	23.85		
	1	14	0	23.95	23.96	23.93		
	8	0	1	23.03	23.02	23.01		
	8	4	1	23.07	23.08	22.99		
	8	7	1	22.96	22.94	22.88		
	15	0	1	22.97	23.03	22.97		
	1	0	1	23.20	23.16	23.12		
	1	8	1	23.10	23.15	23.15		
	1	14	1	23.13	23.17	23.10		
	8	0	2	22.03	22.12	22.02		
	8	4	2	22.06	22.02	22.06		
	8	7	2	21.98	22.00	21.95		
	15	0	2	22.03	22.03	21.98		
	1	0	2	22.07	22.12	22.14		
	1	25	2	22.15	22.05	21.98		
	1	49	2	22.13	22.21	22.11		
	25	0	3	21.07	21.07	21.03		
	25	12	3	21.07	21.05	21.03		
25	25	3	21.02	20.96	20.99			
50	0	3	21.08	21.05	21.04			
10	10	QPSK	1	0	0	23.87	23.90	23.93
1			8	0	23.88	23.88	23.85	
1			14	0	23.95	23.96	23.93	
8			0	1	23.03	23.02	23.01	
8			4	1	23.07	23.08	22.99	
8			7	1	22.96	22.94	22.88	
15		0	1	22.97	23.03	22.97		
1		0	1	23.20	23.16	23.12		
1		8	1	23.10	23.15	23.15		
1		14	1	23.13	23.17	23.10		
8	0	2	22.03	22.12	22.02			
8	4	2	22.06	22.02	22.06			
8	7	2	21.98	22.00	21.95			
15	0	2	22.03	22.03	21.98			
1	0	2	22.07	22.12	22.14			
1	25	2	22.15	22.05	21.98			
1	49	2	22.13	22.21	22.11			
25	0	3	21.07	21.07	21.03			
25	12	3	21.07	21.05	21.03			
25	25	3	21.02	20.96	20.99			
50	0	3	21.08	21.05	21.04			

KCTL Inc.

65, Sinwon-ro, Yeongtong-gu,
Suwon-si, Gyeonggi-do, 16677, Korea
TEL: 82-31-285-0894 FAX: 82-505-299-8311
www.kctl.co.kr

Report No.:
KR22-SRF0053-A
Page (27) of (195)



KCTL

Test Band	Bandwidth (MHz)	Test mode	RB size	RB offset	MPR	Maximum power			
						Frequency (MHz)			
						Low	Middle	High	
LTE Band 41	5	QPSK	1	0	0	22.37	22.33	22.27	
			1	12	0	22.24	22.38	22.33	
			1	24	0	22.42	22.35	22.41	
			12	0	1	21.49	21.44	21.41	
			12	7	1	21.50	21.41	21.56	
			12	13	1	21.45	21.51	21.50	
		25	0	1	21.49	21.46	21.43		
		16QAM	1	0	1	21.29	21.48	21.40	
			1	12	1	21.29	21.34	21.37	
			1	24	1	21.42	21.44	21.41	
			12	0	2	20.35	20.41	20.48	
			12	7	2	20.49	20.45	20.50	
			12	13	2	20.46	20.37	20.57	
		25	0	2	20.37	20.49	20.49		
		64QAM	1	0	2	19.93	20.19	20.17	
			1	12	2	20.08	20.06	20.10	
			1	24	2	20.06	20.09	20.09	
			12	0	3	19.53	19.62	19.63	
			12	7	3	19.37	19.51	19.52	
			12	13	3	19.36	19.58	19.68	
		25	0	3	19.70	19.57	19.59		
		10	QPSK	1	0	0	22.42	22.40	22.38
				1	25	0	22.50	22.32	22.28
				1	49	0	22.42	22.24	22.16
	25			0	1	21.48	21.53	21.42	
	25			12	1	21.41	21.57	21.39	
	25			25	1	21.44	21.37	21.54	
	50			0	1	21.63	21.52	21.46	
	16QAM			1	0	1	21.30	21.46	21.48
				1	25	1	21.35	21.36	21.37
				1	49	1	21.34	21.40	21.26
				25	0	2	20.42	20.54	20.59
				25	12	2	20.52	20.62	20.65
			25	25	2	20.44	20.49	20.50	
	50		0	2	20.54	20.58	20.44		
	64QAM		1	0	2	20.10	20.12	20.09	
			1	25	2	19.92	20.20	20.13	
			1	49	2	19.89	20.10	20.13	
			25	0	3	19.63	19.69	19.68	
			25	12	3	19.64	19.56	19.93	
			25	25	3	19.48	19.44	19.88	
	50		0	3	19.53	19.50	19.84		

KCTL Inc.

65, Sinwon-ro, Yeongtong-gu,
Suwon-si, Gyeonggi-do, 16677, Korea
TEL: 82-31-285-0894 FAX: 82-505-299-8311
www.kctl.co.kr

Report No.:
KR22-SRF0053-A
Page (28) of (195)



Test Band	Bandwidth (MHz)	Test mode	RB size	RB offset	MPR	Maximum power		
						Frequency (MHz)		
						Low	Middle	High
LTE Band 41	15	QPSK	1	0	0	22.30	22.39	22.46
			1	36	0	22.21	22.27	22.34
			1	74	0	22.15	22.36	22.39
			36	0	1	21.45	21.55	21.39
			36	18	1	21.49	21.59	21.67
			36	37	1	21.34	21.37	21.42
			75	0	1	21.49	21.45	21.50
		16QAM	1	0	1	21.41	21.40	21.63
			1	36	1	21.26	21.38	21.47
			1	74	1	21.28	21.32	21.36
			36	0	2	20.33	20.56	20.88
			36	18	2	20.30	20.46	20.68
			36	37	2	20.40	20.45	20.33
			75	0	2	20.39	20.66	20.94
		64QAM	1	0	2	20.09	20.15	20.11
			1	36	2	19.95	20.16	19.99
			1	74	2	19.91	19.98	19.95
			36	0	3	19.65	19.58	19.52
			36	18	3	19.33	19.56	19.40
			36	37	3	19.40	19.52	19.30
			75	0	3	19.56	19.52	19.60
	20	QPSK	1	0	0	22.22	22.26	22.33
			1	49	0	22.20	22.17	22.22
			1	99	0	22.23	22.15	21.94
			50	0	1	21.38	21.36	21.32
			50	24	1	21.36	21.35	20.69
			50	50	1	21.37	21.28	21.38
			100	0	1	21.39	21.31	21.46
		16QAM	1	0	1	21.26	21.36	21.45
			1	49	1	21.21	21.26	21.32
			1	99	1	21.30	21.27	21.26
			50	0	2	20.43	20.47	20.99
			50	24	2	20.44	20.40	20.40
			50	50	2	20.43	20.38	20.44
			100	0	2	20.41	20.37	20.65
		64QAM	1	0	2	20.00	20.01	20.09
			1	49	2	19.91	19.92	20.00
			1	99	2	20.00	19.94	19.65
			50	0	3	19.41	19.44	19.49
			50	24	3	19.44	19.39	19.51
			50	50	3	19.44	19.36	19.44
			100	0	3	19.42	19.41	19.51

KCTL Inc.

65, Sinwon-ro, Yeongtong-gu,
Suwon-si, Gyeonggi-do, 16677, Korea
TEL: 82-31-285-0894 FAX: 82-505-299-8311
www.kctl.co.kr

Report No.:
KR22-SRF0053-A
Page (29) of (195)



KCTL

Test Band	Bandwidth (MHz)	Test mode	RB size	RB offset	MPR	Maximum power			
						Frequency (MHz)			
						Low	Middle	High	
LTE Band 66	1.4	QPSK	1	0	0	23.37	23.42	23.47	
			1	3	0	23.48	23.46	23.55	
			1	5	0	23.46	23.38	23.44	
			3	0	0	23.46	23.41	23.44	
			3	1	0	23.49	23.47	23.56	
			3	3	0	23.45	23.46	23.48	
		6	0	1	22.52	22.50	22.50		
		16QAM	1	0	1	22.78	22.74	22.77	
			1	3	1	22.76	22.87	23.04	
			1	5	1	22.73	22.73	22.85	
			3	0	1	22.59	22.51	22.68	
			3	1	1	22.60	22.65	22.60	
			3	3	1	22.59	22.50	22.60	
		6	0	2	21.65	21.70	21.68		
		64QAM	1	0	2	21.79	21.74	21.81	
			1	3	2	21.81	21.81	21.89	
			1	5	2	21.72	21.76	21.76	
			3	0	2	21.74	21.71	21.78	
	3		1	2	21.69	21.73	21.76		
	3		3	2	21.69	21.68	21.74		
	6	0	3	20.64	20.54	20.69			
	3	QPSK	1	0	0	23.49	23.48	23.60	
			1	8	0	23.51	23.50	23.54	
			1	14	0	23.55	23.52	23.51	
			8	0	1	22.52	22.56	22.57	
			8	4	1	22.52	22.60	22.60	
			8	7	1	22.52	22.55	22.55	
			15	0	1	22.57	22.59	22.59	
			16QAM	1	0	1	22.86	22.82	22.80
				1	8	1	22.75	22.84	22.84
		1		14	1	22.76	22.83	22.88	
		8		0	2	21.72	21.67	21.72	
		8		4	2	21.73	21.73	21.81	
		8		7	2	21.69	21.65	21.78	
		15	0	2	21.68	21.67	21.72		
		64QAM	1	0	2	21.73	21.72	21.84	
			1	8	2	21.73	21.79	21.90	
			1	14	2	21.76	21.80	21.86	
			8	0	3	20.71	20.71	20.75	
	8		4	3	20.75	20.71	20.80		
	8		7	3	20.73	20.72	20.74		
	15	0	3	20.68	20.63	20.69			

KCTL Inc.

65, Sinwon-ro, Yeongtong-gu,
Suwon-si, Gyeonggi-do, 16677, Korea
TEL: 82-31-285-0894 FAX: 82-505-299-8311
www.kctl.co.kr

Report No.:
KR22-SRF0053-A
Page (30) of (195)



KCTL

Test Band	Bandwidth (MHz)	Test mode	RB size	RB offset	MPR	Maximum power			
						Frequency (MHz)			
						Low	Middle	High	
LTE Band 66	5	QPSK	1	0	0	23.54	23.50	23.56	
			1	12	0	23.52	23.54	23.53	
			1	24	0	23.49	23.46	23.54	
			12	0	1	22.54	22.59	22.64	
			12	7	1	22.58	22.61	22.60	
			12	13	1	22.62	22.58	22.57	
		25	0	1	22.52	22.58	22.55		
		16QAM	1	0	1	22.91	22.77	22.82	
			1	12	1	22.81	22.84	22.88	
			1	24	1	22.93	22.86	22.86	
			12	0	2	21.68	21.64	21.69	
			12	7	2	21.65	21.68	21.72	
			12	13	2	21.70	21.65	21.73	
		25	0	2	21.71	21.67	21.66		
		64QAM	1	0	2	21.83	21.87	21.85	
			1	12	2	21.74	21.82	21.78	
			1	24	2	21.81	21.79	21.88	
			12	0	3	20.70	20.73	20.74	
			12	7	3	20.76	20.76	20.85	
			12	13	3	20.77	20.70	20.78	
		25	0	3	20.66	20.66	20.73		
		10	QPSK	1	0	0	23.56	23.54	23.61
				1	25	0	23.57	23.46	23.54
				1	49	0	23.56	23.53	23.58
	25			0	1	22.58	22.56	22.59	
	25			12	1	22.57	22.60	22.62	
	25			25	1	22.58	22.58	22.62	
	50			0	1	22.56	22.57	22.66	
	16QAM			1	0	1	22.82	22.91	22.98
				1	25	1	22.95	22.90	22.93
				1	49	1	22.92	22.84	22.94
				25	0	2	21.68	21.71	21.74
				25	12	2	21.74	21.67	21.71
			25	25	2	21.69	21.66	21.71	
	50		0	2	21.74	21.65	21.69		
	64QAM		1	0	2	21.80	21.85	21.85	
			1	25	2	21.87	21.88	21.82	
			1	49	2	21.85	21.83	21.86	
			25	0	3	20.72	20.69	20.72	
			25	12	3	20.70	20.73	20.76	
			25	25	3	20.72	20.66	20.71	
	50		0	3	20.72	20.69	20.74		

KCTL Inc.

65, Sinwon-ro, Yeongtong-gu,
Suwon-si, Gyeonggi-do, 16677, Korea
TEL: 82-31-285-0894 FAX: 82-505-299-8311
www.kctl.co.kr

Report No.:
KR22-SRF0053-A
Page (31) of (195)

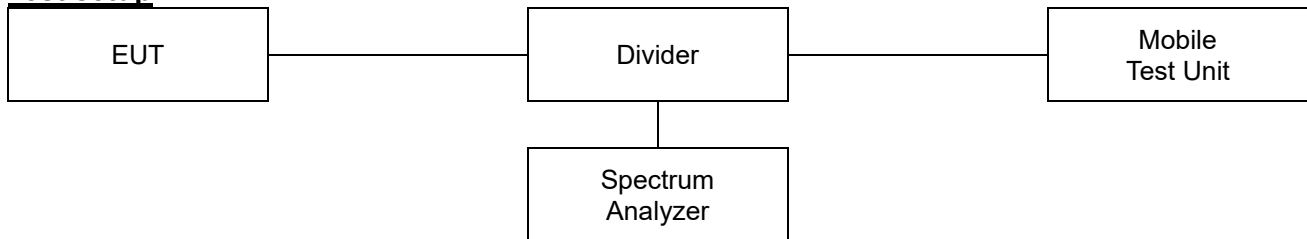


KCTL

Test Band	Bandwidth (MHz)	Test mode	RB size	RB offset	MPR	Maximum power			
						Frequency (MHz)			
						Low	Middle	High	
LTE Band 66	15	QPSK	1	0	0	23.50	23.55	23.52	
			1	36	0	23.53	23.52	23.56	
			1	74	0	23.59	23.61	23.56	
			36	0	1	22.60	22.59	22.60	
			36	18	1	22.61	22.61	22.64	
			36	37	1	22.60	22.57	22.64	
			75	0	1	22.59	22.60	22.60	
		16QAM	1	0	1	22.81	22.87	22.85	
			1	36	1	22.89	22.93	22.86	
			1	74	1	22.98	23.01	22.83	
			36	0	2	21.62	21.64	21.65	
			36	18	2	21.72	21.73	21.69	
			36	37	2	21.70	21.75	21.71	
			75	0	2	21.77	21.71	21.73	
		64QAM	1	0	2	21.77	21.75	21.82	
			1	36	2	21.82	21.75	21.84	
			1	74	2	21.86	21.84	21.96	
			36	0	3	20.73	20.72	20.74	
			36	18	3	20.80	20.79	20.75	
			36	37	3	20.76	20.75	20.77	
			75	0	3	20.73	20.73	20.70	
		20	QPSK	1	0	0	23.49	23.49	23.39
				1	49	0	23.51	23.50	23.50
				1	99	0	23.65	23.56	23.59
	50			0	1	22.59	22.62	22.52	
	50			24	1	22.59	22.62	22.61	
	50			50	1	22.70	22.65	22.61	
	100			0	1	22.68	22.62	22.59	
	16QAM		1	0	1	22.81	22.90	22.81	
			1	49	1	22.89	22.85	22.89	
			1	99	1	23.07	22.94	23.12	
			50	0	2	21.67	21.71	21.60	
			50	24	2	21.73	21.70	21.75	
			50	50	2	21.84	21.75	21.76	
			100	0	2	21.85	21.69	21.65	
	64QAM		1	0	2	21.77	21.83	21.82	
			1	49	2	21.82	21.81	21.78	
			1	99	2	21.98	21.89	21.91	
			50	0	3	20.71	20.70	20.65	
			50	24	3	20.74	20.76	20.74	
			50	50	3	20.84	20.74	20.77	
			100	0	3	20.88	20.77	20.65	

7.2. 99% Occupied Bandwidth & 26 dB Bandwidth

Test setup



Limit

The occupied bandwidth, that is the frequency bandwidth such that, below its lower and above its upper frequency limits, the mean powers radiated are each equal to 0.5 percent of the total mean power radiated by a given emission shall be measured.

Test procedure

971168 D01 v03r01 – Section 4.2 and 4.3
ANSI C63.26-2015 – Section 5.4.3 and 5.4.4

Test settings

◆ 26dB Bandwidth

- a) The spectrum analyzer center frequency is set to the nominal EUT channel center frequency. The span range for the spectrum analyzer shall be wide enough to see sufficient roll off of the signal to make the measurement.
- b) The nominal RBW shall be in the range of 1% to 5% of the anticipated OBW, and the VBW shall be set $\geq 3 \times$ RBW.
- c) Set the reference level of the instrument as required to prevent the signal amplitude from exceeding the maximum spectrum analyzer input mixer level for linear operation. See guidance provided in 4.2.3.
- d) The dynamic range of the spectrum analyzer at the selected RBW shall be more than 10 dB below the target “-X dB” requirement, i.e., if the requirement calls for measuring the -26 dB OBW, the spectrum analyzer noise floor at the selected RBW shall be at least 36 dB below the reference level.
- e) Set spectrum analyzer detection mode to peak, and the trace mode to max hold.
- f) Determine the reference value by either of the following:
 - 1) Set the EUT to transmit a modulated signal. Allow the trace to stabilize. Set the spectrum analyzer marker to the highest level of the displayed trace (this is the reference value).
 - 2) Set the EUT to transmit an unmodulated carrier. Set the spectrum analyzer marker to the level of the carrier.
- g) Determine the “-X dB amplitude” as equal to (Reference Value - X). Alternatively, this calculation can be performed on the spectrum analyzer using the delta-marker measurement function.
- h) If the reference value was determined using an unmodulated carrier, turn the EUT modulation on, then either clear the existing trace or start a new trace on the spectrum analyzer and allow the new trace to stabilize. Otherwise the trace from step f) shall be used for step i).

- i) Place two markers, one at the lowest and the other at the highest frequency of the envelope of the spectral display such that each marker is at or slightly below the “-X dB amplitude” determined in step f). If a marker is below this “-X dB amplitude” value it should be as close as possible to this value. The OBW is the positive frequency difference between the two markers.
- j) The spectral envelope can cross the “-X dB amplitude” at multiple points. The lowest or highest frequency shall be selected as the frequencies that are the farthest away from the center frequency at which the spectral envelope crosses the “-X dB amplitude.”
- k) The OBW shall be reported by providing plot(s) of the measuring instrument display, to include markers depicting the relevant frequency and amplitude information (e.g., marker table). The frequency and amplitude axis and scale shall be clearly labeled. Tabular data may be reported in addition to the plot(s).

◆ 99% Occupied Bandwidth

- a) The spectrum analyzer center frequency is set to the nominal EUT channel center frequency. The frequency span for the spectrum analyzer shall be set wide enough to capture all modulation products including the emission skirts (typically a span of $1.5 \times \text{OBW}$ is sufficient).
- b) The nominal IF filter 3 dB bandwidth (RBW) shall be in the range of 1% to 5% of the anticipated OBW, and the VBW shall be set $\geq 3 \times \text{RBW}$.
- c) Set the reference level of the instrument as required to prevent the signal amplitude from exceeding the maximum spectrum analyzer input mixer level for linear operation. See guidance provided in 4.2.3.
- d) Set the detection mode to peak, and the trace mode to max-hold.
- e) If the instrument does not have a 99% OBW function, recover the trace data points and sum directly in linear power terms. Place the recovered amplitude data points, beginning at the lowest frequency, in a running sum until 0.5% of the total is reached. Record that frequency as the lower OBW frequency. Repeat the process until 99.5% of the total is reached and record that frequency as the upper OBW frequency. The 99% power OBW can be determined by computing the difference these two frequencies.
- f) The OBW shall be reported and plot(s) of the measuring instrument display shall be provided with the test report. The frequency and amplitude axis and scale shall be clearly labeled. Tabular data can be reported in addition to the plot(s).

Notes:

1. The EUT was setup to maximum output power as its lowest and highest channel with all bandwidth, Modulation.

KCTL Inc.

65, Sinwon-ro, Yeongtong-gu,
Suwon-si, Gyeonggi-do, 16677, Korea
TEL: 82-31-285-0894 FAX: 82-505-299-8311
www.kctl.co.kr

Report No.:
KR22-SRF0053-A
Page (34) of (195)

**Test results**

Test Band	Bandwidth (MHz)	Frequency (MHz)	Test mode	26dB bandwidth (MHz)	99 % bandwidth (MHz)
LTE Band 2	1.4	1 850.7	QPSK	1.24	1.09
			16QAM	1.24	1.09
		1 880.0	QPSK	1.24	1.09
			16QAM	1.23	1.09
		1 909.3	QPSK	1.23	1.10
			16QAM	1.24	1.09
	3	1 851.5	QPSK	2.97	2.70
			16QAM	3.00	2.70
		1 880.0	QPSK	2.97	2.71
			16QAM	3.00	2.70
		1 908.5	QPSK	3.00	2.70
			16QAM	3.00	2.70
	5	1 852.5	QPSK	4.95	4.51
			16QAM	4.98	4.50
		1 880.0	QPSK	5.00	4.50
			16QAM	4.96	4.51
		1 907.5	QPSK	4.97	4.50
			16QAM	4.97	4.52
	10	1 855.0	QPSK	9.84	8.97
			16QAM	9.77	8.97
		1 880.0	QPSK	9.79	8.99
			16QAM	9.77	8.99
		1 905.0	QPSK	9.77	8.99
			16QAM	9.79	8.97
	15	1 857.5	QPSK	14.39	13.37
			16QAM	14.50	13.41
		1 880.0	QPSK	14.42	13.41
			16QAM	14.46	13.45
		1 902.5	QPSK	14.54	13.37
			16QAM	14.50	13.37
20	1 860.0	QPSK	19.33	17.93	
		16QAM	19.53	17.83	
	1 880.0	QPSK	19.38	18.03	
		16QAM	19.78	18.08	
	1 900.0	QPSK	19.53	17.88	
		16QAM	19.43	17.93	

KCTL Inc.

65, Sinwon-ro, Yeongtong-gu,
Suwon-si, Gyeonggi-do, 16677, Korea
TEL: 82-31-285-0894 FAX: 82-505-299-8311
www.kctl.co.kr

Report No.:
KR22-SRF0053-A
Page (35) of (195)



Test Band	Bandwidth (MHz)	Frequency (MHz)	Test mode	26dB bandwidth (MHz)	99 % bandwidth (MHz)
LTE Band 5	1.4	824.7	QPSK	1.24	1.10
			16QAM	1.24	1.09
		836.5	QPSK	1.25	1.09
			16QAM	1.25	1.10
		848.3	QPSK	1.26	1.09
			16QAM	1.23	1.09
	3	825.5	QPSK	3.00	2.70
			16QAM	3.00	2.69
		836.5	QPSK	2.99	2.70
			16QAM	3.01	2.70
		847.5	QPSK	3.03	2.70
			16QAM	3.00	2.70
	5	826.5	QPSK	5.00	4.52
			16QAM	4.97	4.48
		836.5	QPSK	5.00	4.51
			16QAM	4.97	4.52
		846.5	QPSK	4.95	4.48
			16QAM	4.97	4.52
	10	829.0	QPSK	9.82	9.02
			16QAM	9.74	8.97
		836.5	QPSK	9.69	8.94
			16QAM	9.67	8.97
		844.0	QPSK	9.79	8.97
			16QAM	9.79	8.99

KCTL Inc.

65, Sinwon-ro, Yeongtong-gu,
Suwon-si, Gyeonggi-do, 16677, Korea
TEL: 82-31-285-0894 FAX: 82-505-299-8311
www.kctl.co.kr

Report No.:
KR22-SRF0053-A
Page (36) of (195)



Test Band	Bandwidth (MHz)	Frequency (MHz)	Test mode	26dB bandwidth (MHz)	99 % bandwidth (MHz)
LTE Band 12	1.4	699.7	QPSK	1.24	1.10
			16QAM	1.24	1.10
		707.5	QPSK	1.25	1.09
			16QAM	1.25	1.09
		715.3	QPSK	1.24	1.09
			16QAM	1.23	1.09
	3	700.5	QPSK	2.99	2.70
			16QAM	3.04	2.71
		707.5	QPSK	3.00	2.71
			16QAM	3.00	2.70
		714.5	QPSK	3.00	2.70
			16QAM	3.01	2.69
LTE Band 12/17	5	701.5	QPSK	5.00	4.52
			16QAM	4.95	4.51
		707.5	QPSK	5.01	4.50
			16QAM	5.00	4.51
		713.5	QPSK	5.02	4.50
			16QAM	4.98	4.51
	10	704.0	QPSK	9.72	8.99
			16QAM	9.77	8.97
		707.5	QPSK	9.82	8.94
			16QAM	9.67	8.94
		711.0	QPSK	9.84	8.97
			16QAM	9.72	8.94

KCTL Inc.

65, Sinwon-ro, Yeongtong-gu,
Suwon-si, Gyeonggi-do, 16677, Korea
TEL: 82-31-285-0894 FAX: 82-505-299-8311
www.kctl.co.kr

Report No.:
KR22-SRF0053-A
Page (37) of (195)



Test Band	Bandwidth (MHz)	Frequency (MHz)	Test mode	26dB bandwidth (MHz)	99 % bandwidth (MHz)
LTE Band 41	5	2 498.5	QPSK	4.95	4.51
			16QAM	4.98	4.52
		2 593.0	QPSK	4.97	4.50
			16QAM	4.97	4.50
		2 687.5	QPSK	4.98	4.51
			16QAM	5.23	4.52
	10	2 501.0	QPSK	9.79	8.99
			16QAM	9.74	8.99
		2 593.0	QPSK	9.79	8.97
			16QAM	9.77	8.94
		2 685.0	QPSK	9.87	8.97
			16QAM	9.72	9.02
	15	2 503.5	QPSK	14.54	13.37
			16QAM	14.50	13.45
		2 593.0	QPSK	14.42	13.37
			16QAM	14.46	13.41
		2 682.5	QPSK	14.72	13.41
			16QAM	14.42	13.49
	20	2 506.0	QPSK	19.43	18.08
			16QAM	19.23	18.03
		2 593.0	QPSK	19.68	18.03
			16QAM	19.48	17.98
		2 680.0	QPSK	19.28	17.98
			16QAM	19.48	17.98

KCTL Inc.

65, Sinwon-ro, Yeongtong-gu,
Suwon-si, Gyeonggi-do, 16677, Korea
TEL: 82-31-285-0894 FAX: 82-505-299-8311
www.kctl.co.kr

Report No.:
KR22-SRF0053-A
Page (38) of (195)



Test Band	Bandwidth (MHz)	Frequency (MHz)	Test mode	26dB bandwidth (MHz)	99 % bandwidth (MHz)
LTE Band 66/4	1.4	1 710.7	QPSK	1.23	1.10
			16QAM	1.24	1.09
		1 745.0	QPSK	1.24	1.09
			16QAM	1.24	1.09
		1 779.3	QPSK	1.24	1.09
			16QAM	1.23	1.09
	3	1 711.5	QPSK	2.98	2.70
			16QAM	3.00	2.71
		1 745.0	QPSK	3.00	2.70
			16QAM	3.00	2.70
		1 778.5	QPSK	2.99	2.70
			16QAM	2.99	2.70
	5	1 712.5	QPSK	5.00	4.51
			16QAM	4.96	4.50
		1 745.0	QPSK	4.96	4.51
			16QAM	4.97	4.51
		1 777.5	QPSK	4.98	4.50
			16QAM	5.01	4.52
	10	1 715.0	QPSK	9.89	8.99
			16QAM	9.79	8.99
		1 745.0	QPSK	9.69	8.99
			16QAM	9.74	8.97
		1 775.0	QPSK	9.79	8.99
			16QAM	9.77	8.97
	15	1 717.5	QPSK	14.72	13.49
			16QAM	14.54	13.41
		1 745.0	QPSK	14.50	13.34
			16QAM	14.61	13.34
		1 772.5	QPSK	14.39	13.41
			16QAM	14.42	13.41
20	1 720.0	QPSK	19.53	18.08	
		16QAM	19.48	18.03	
	1 745.0	QPSK	19.48	17.93	
		16QAM	19.43	17.93	
	1 770.0	QPSK	19.48	17.93	
		16QAM	19.53	17.93	

KCTL Inc.

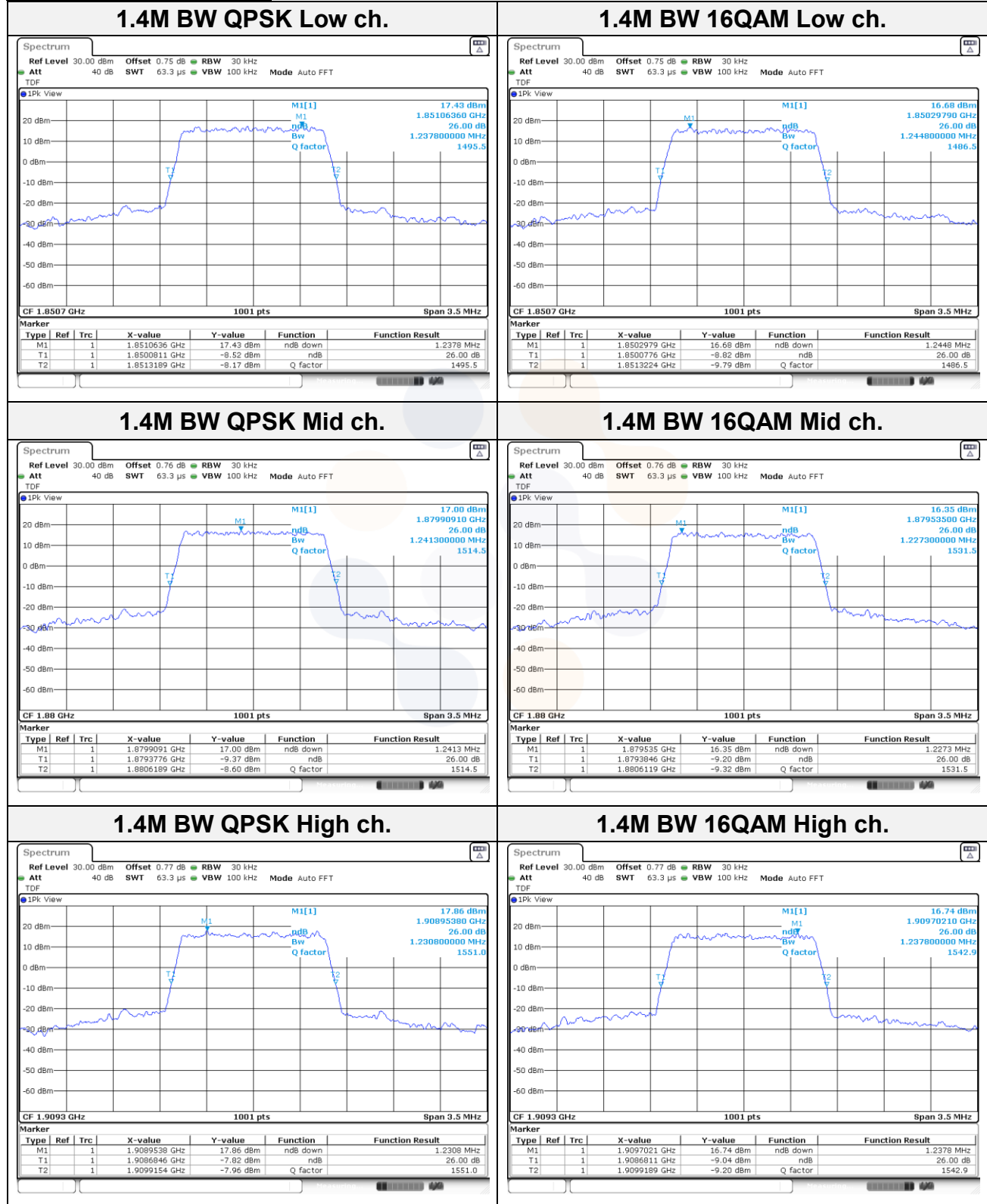
65, Sinwon-ro, Yeongtong-gu,
Suwon-si, Gyeonggi-do, 16677, Korea
TEL: 82-31-285-0894 FAX: 82-505-299-8311
www.kctl.co.kr

Report No.:
KR22-SRF0053-A
Page (39) of (195)



26 dB Bandwidth

Test mode: LTE Band 2



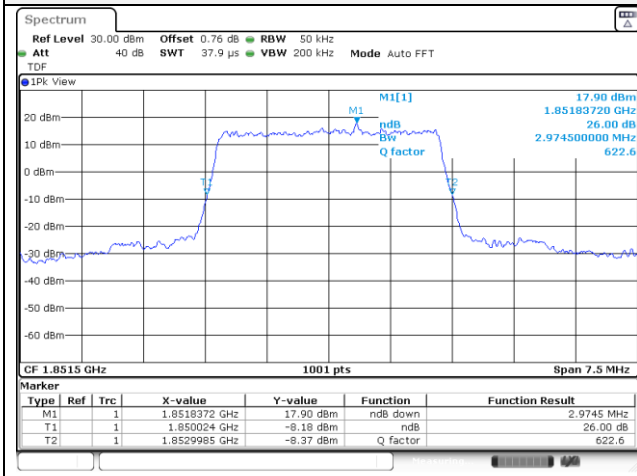
KCTL Inc.

65, Sinwon-ro, Yeongtong-gu,
Suwon-si, Gyeonggi-do, 16677, Korea
TEL: 82-31-285-0894 FAX: 82-505-299-8311
www.kctl.co.kr

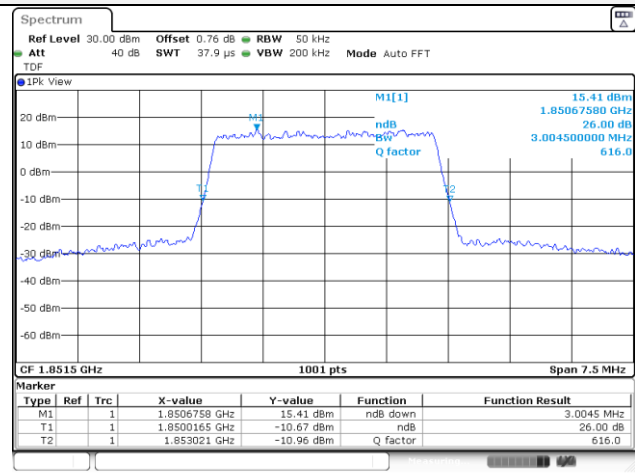
Report No.:
KR22-SRF0053-A
Page (40) of (195)



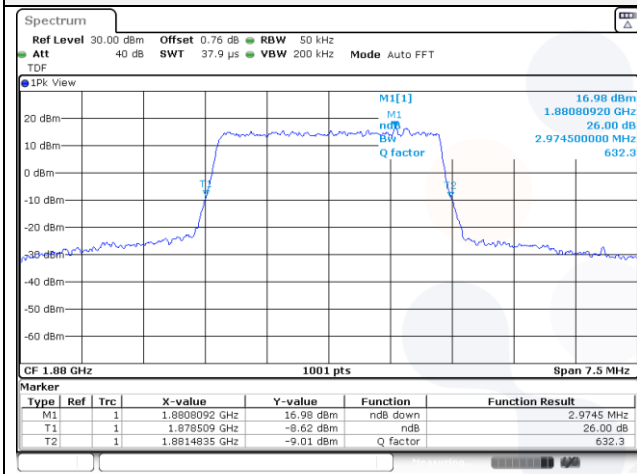
3M BW QPSK Low ch.



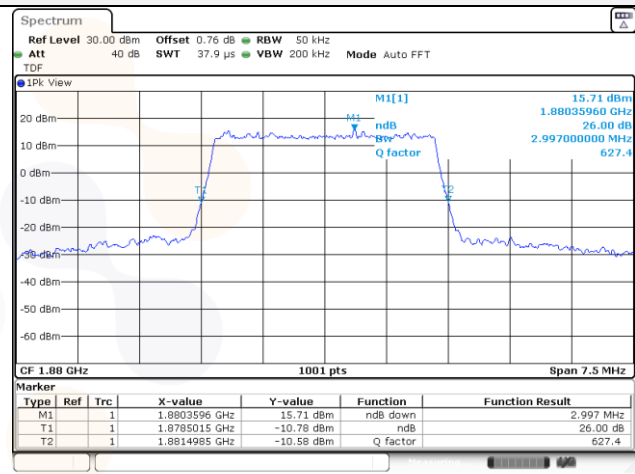
3M BW 16QAM Low ch.



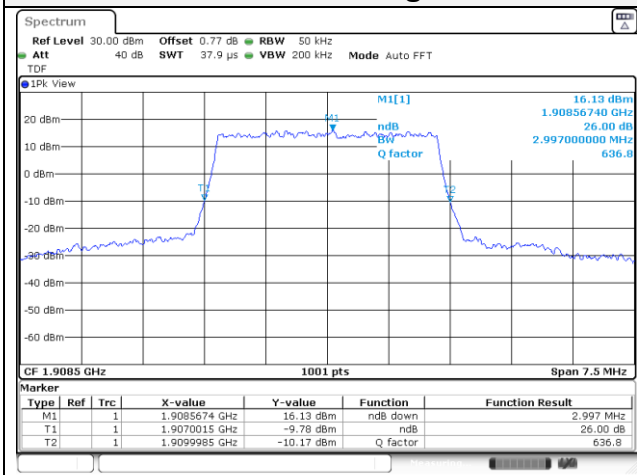
3M BW QPSK Mid ch.



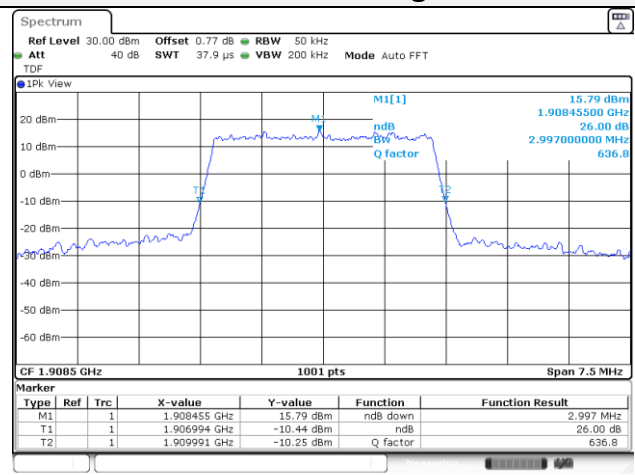
3M BW 16QAM Mid ch.



3M BW QPSK High ch.



3M BW 16QAM High ch.



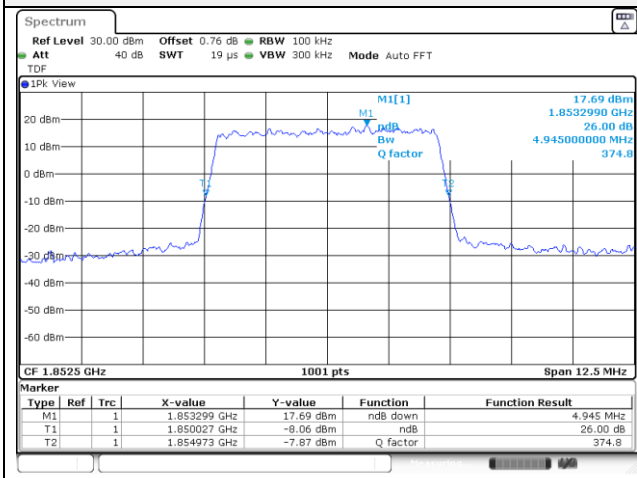
KCTL Inc.

65, Sinwon-ro, Yeongtong-gu,
Suwon-si, Gyeonggi-do, 16677, Korea
TEL: 82-31-285-0894 FAX: 82-505-299-8311
www.kctl.co.kr

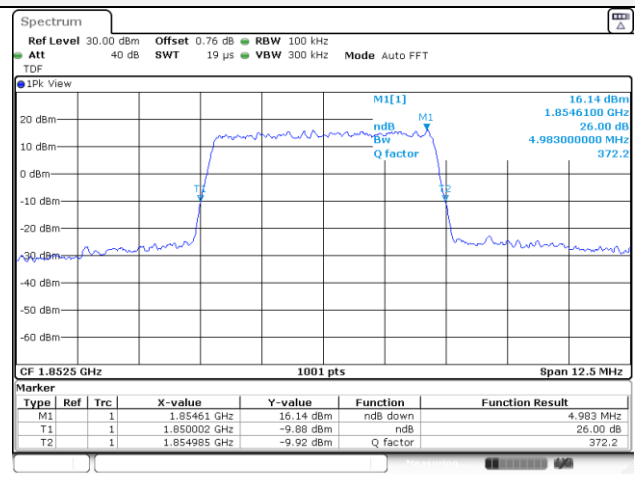
Report No.:
KR22-SRF0053-A
Page (41) of (195)



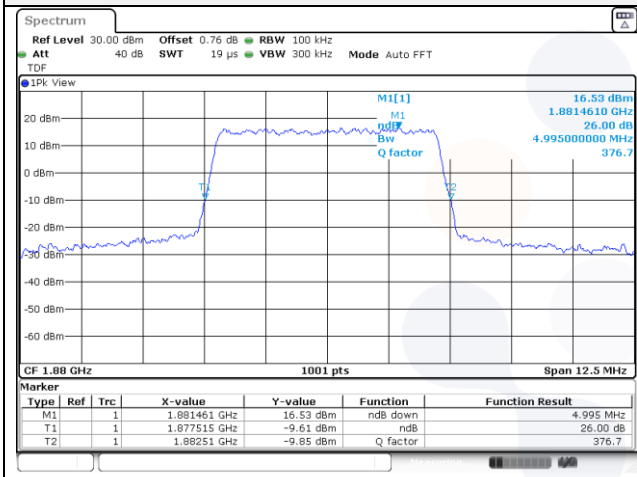
5M BW QPSK Low ch.



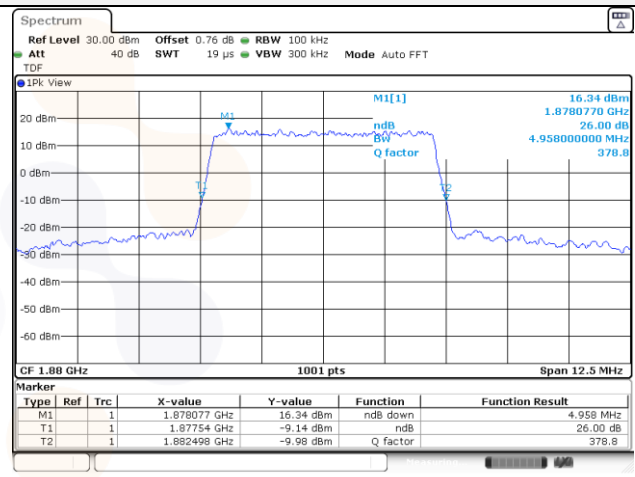
5M BW 16QAM Low ch.



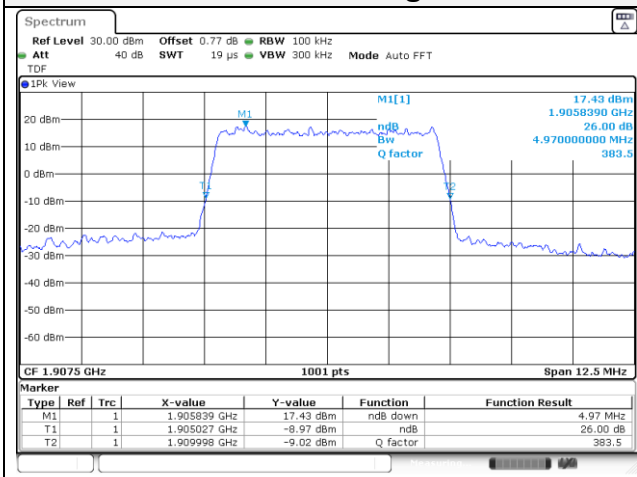
5M BW QPSK Mid ch.



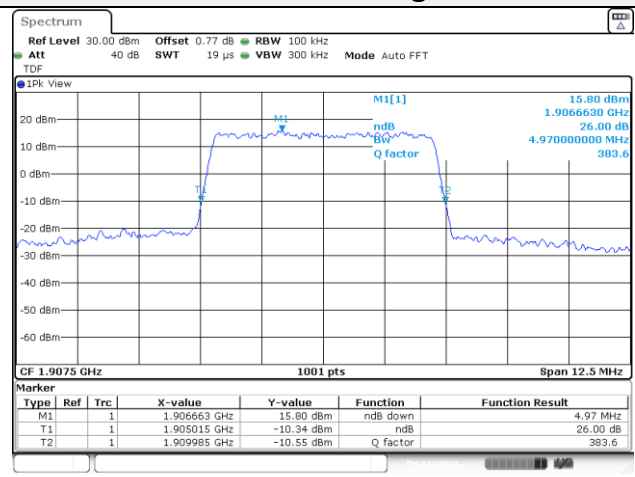
5M BW 16QAM Mid ch.



5M BW QPSK High ch.



5M BW 16QAM High ch.



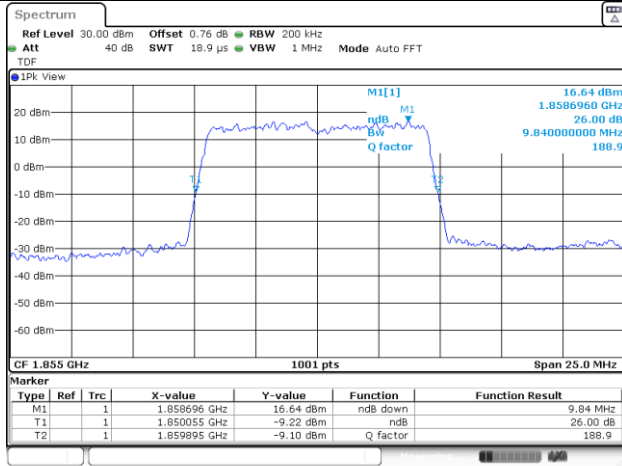
KCTL Inc.

65, Sinwon-ro, Yeongtong-gu,
Suwon-si, Gyeonggi-do, 16677, Korea
TEL: 82-31-285-0894 FAX: 82-505-299-8311
www.kctl.co.kr

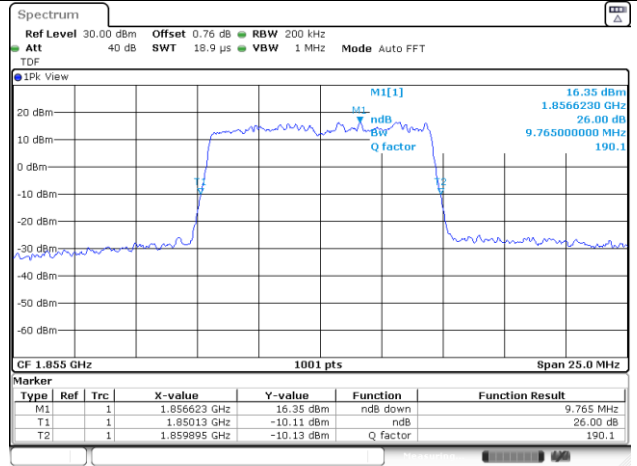
Report No.:
KR22-SRF0053-A
Page (42) of (195)



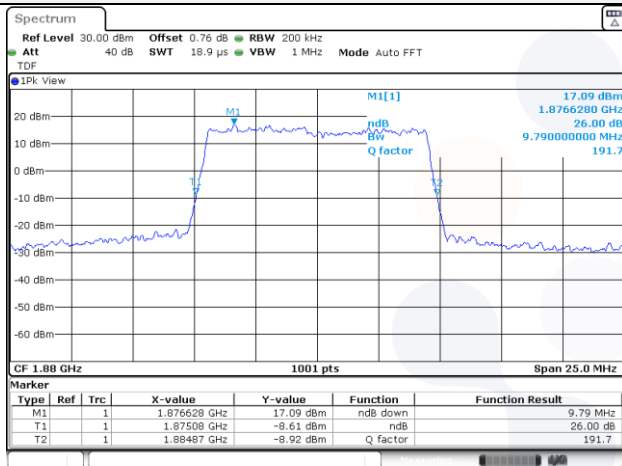
10M BW QPSK Low ch.



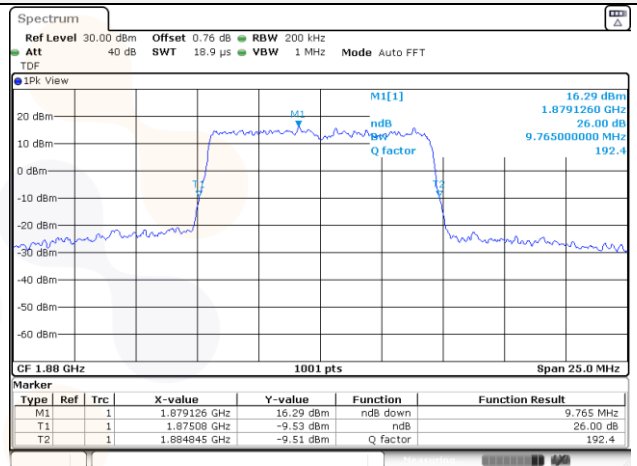
10M BW 16QAM Low ch.



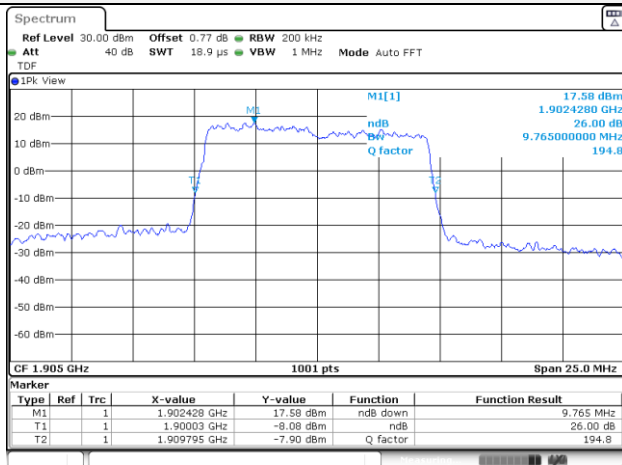
10M BW QPSK Mid ch.



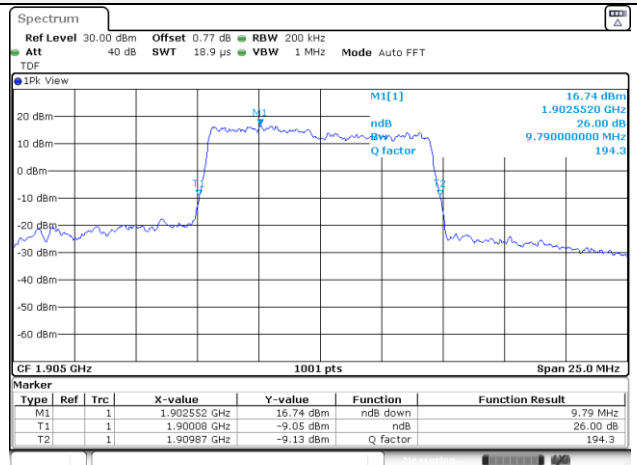
10M BW 16QAM Mid ch.



10M BW QPSK High ch.



10M BW 16QAM High ch.



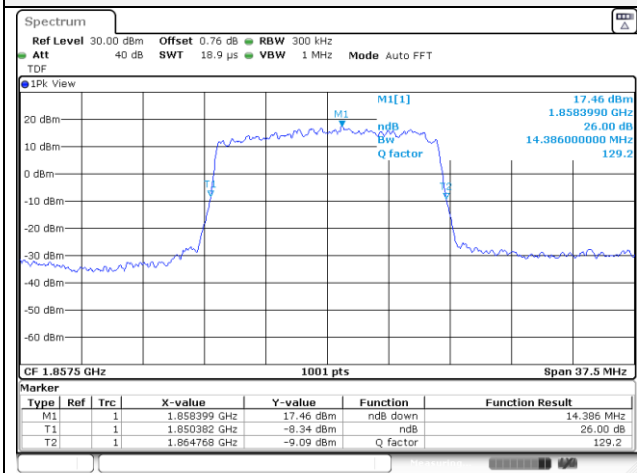
KCTL Inc.

65, Sinwon-ro, Yeongtong-gu,
Suwon-si, Gyeonggi-do, 16677, Korea
TEL: 82-31-285-0894 FAX: 82-505-299-8311
www.kctl.co.kr

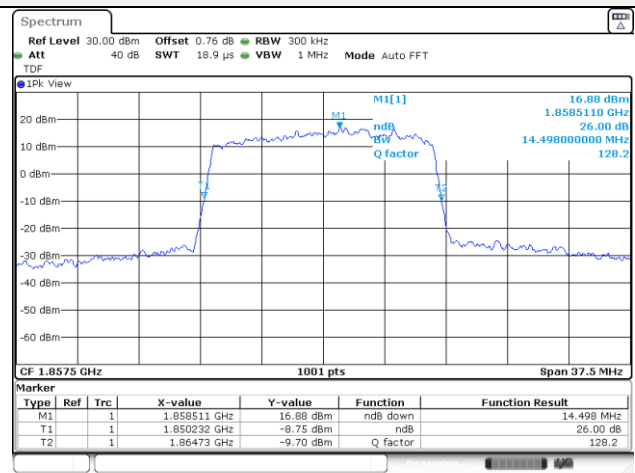
Report No.:
KR22-SRF0053-A
Page (43) of (195)



15M BW QPSK Low ch.



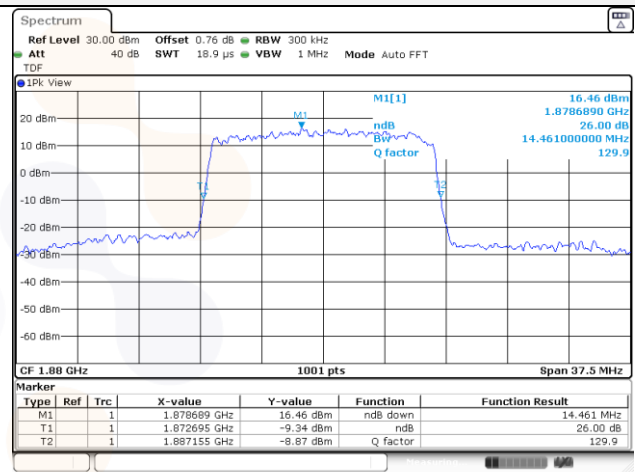
15M BW 16QAM Low ch.



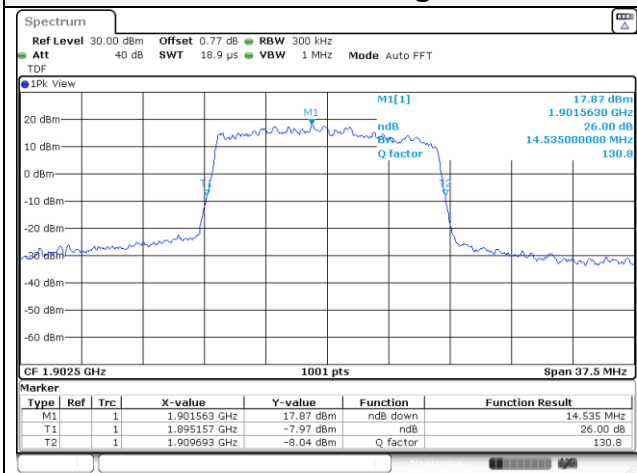
15M BW QPSK Mid ch.



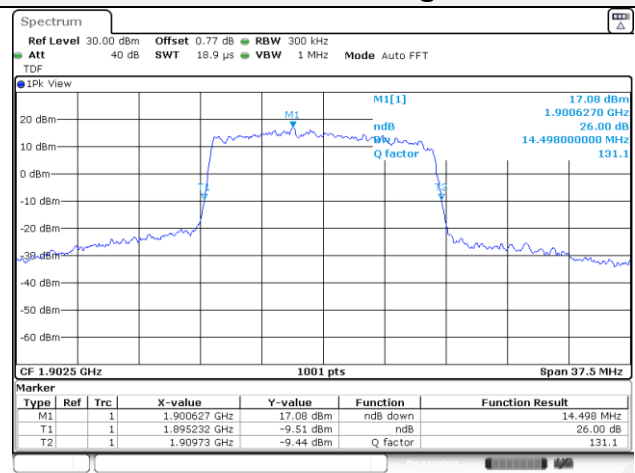
15M BW 16QAM Mid ch.



15M BW QPSK High ch.



15M BW 16QAM High ch.



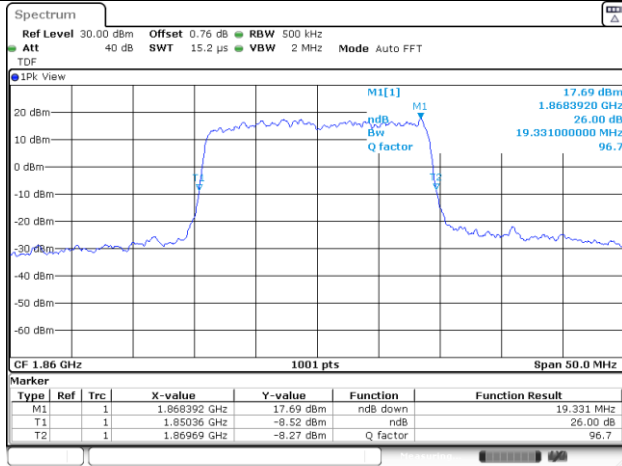
KCTL Inc.

65, Sinwon-ro, Yeongtong-gu,
Suwon-si, Gyeonggi-do, 16677, Korea
TEL: 82-31-285-0894 FAX: 82-505-299-8311
www.kctl.co.kr

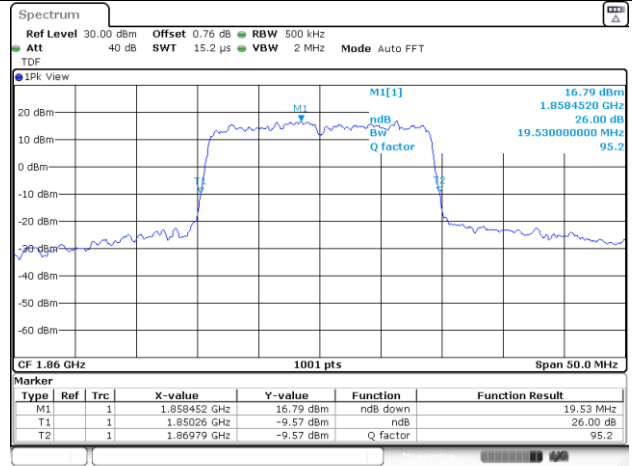
Report No.:
KR22-SRF0053-A
Page (44) of (195)



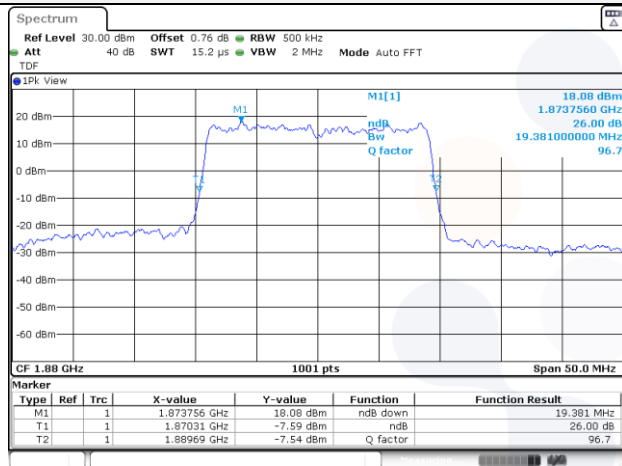
20M BW QPSK Low ch.



20M BW 16QAM Low ch.



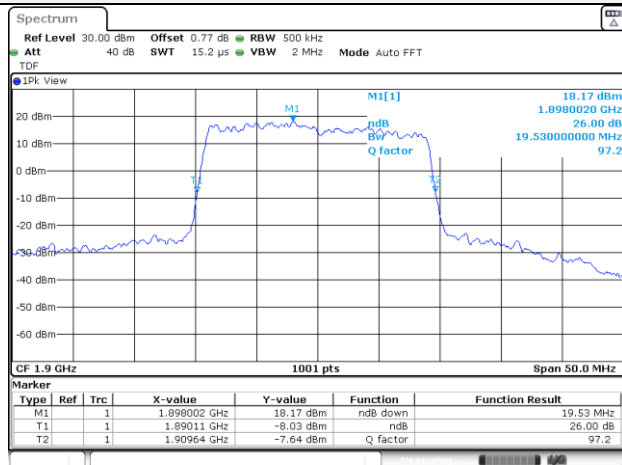
20M BW QPSK Mid ch.



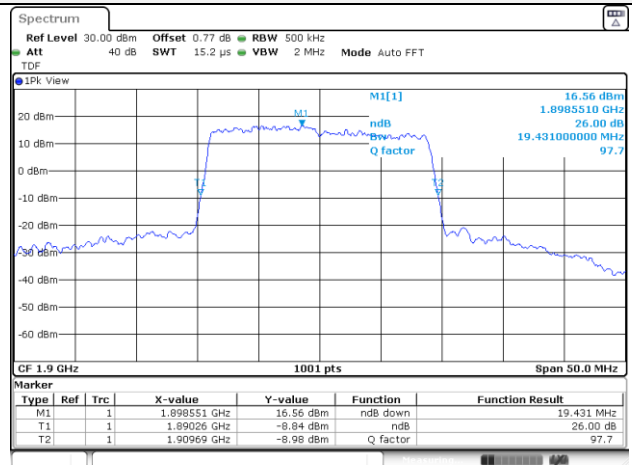
20M BW 16QAM Mid ch.



20M BW QPSK High ch.



20M BW 16QAM High ch.



KCTL Inc.

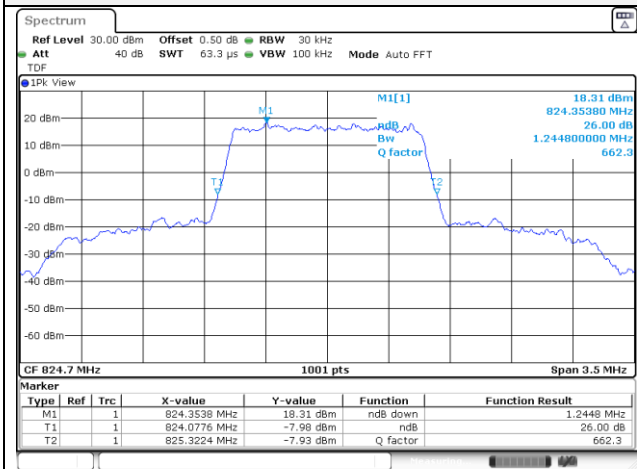
65, Sinwon-ro, Yeongtong-gu,
Suwon-si, Gyeonggi-do, 16677, Korea
TEL: 82-31-285-0894 FAX: 82-505-299-8311
www.kctl.co.kr

Report No.:
KR22-SRF0053-A
Page (45) of (195)

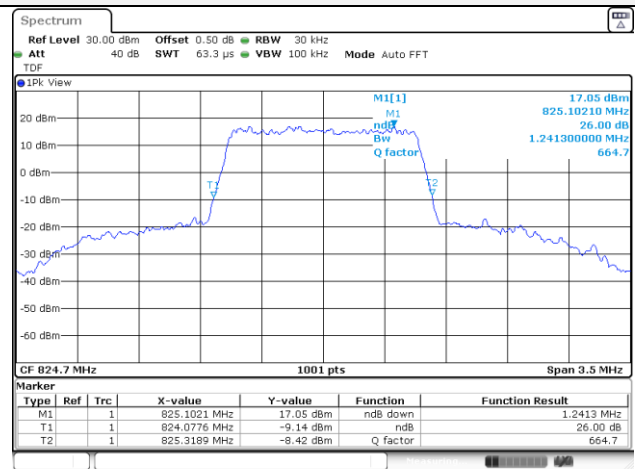


Test mode: LTE Band 5

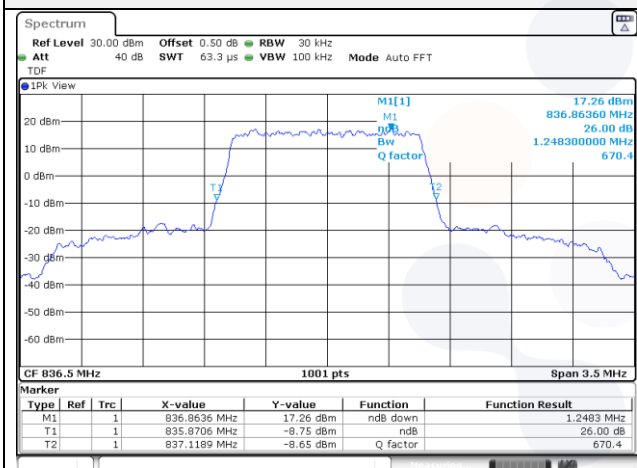
1.4M BW QPSK Low ch.



1.4M BW 16QAM Low ch.



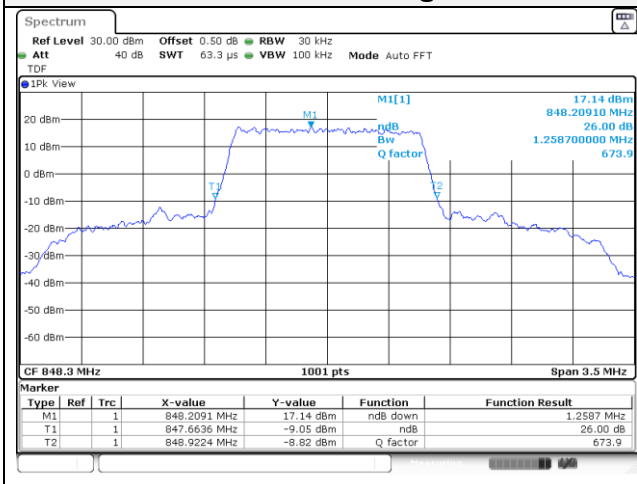
1.4M BW QPSK Mid ch.



1.4M BW 16QAM Mid ch.



1.4M BW QPSK High ch.



1.4M BW 16QAM High ch.

