

# KCTL Inc.

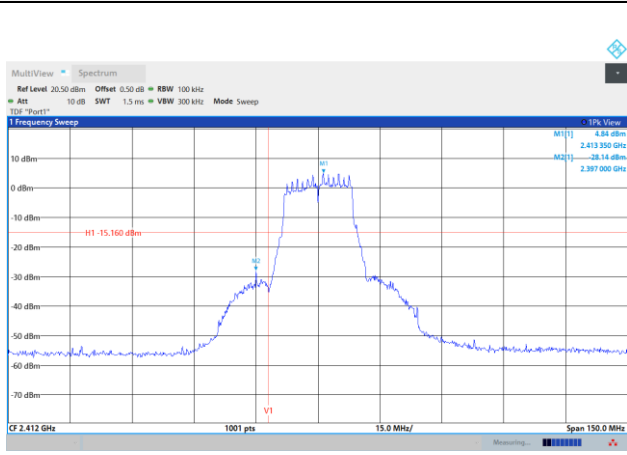
65, Sinwon-ro, Yeongtong-gu,  
Suwon-si, Gyeonggi-do, 16677, Korea  
TEL: 82-31-285-0894 FAX: 82-505-299-8311  
[www.kctl.co.kr](http://www.kctl.co.kr)

Report No.:  
KR22-SRF0050  
Page (171) of (183)

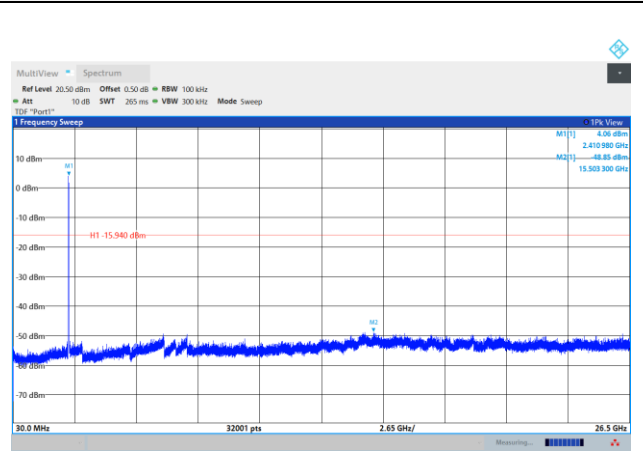


## 802.11g


### Conducted band-edge / 2 412 MHz



### Conducted spurious / 2 412 MHz

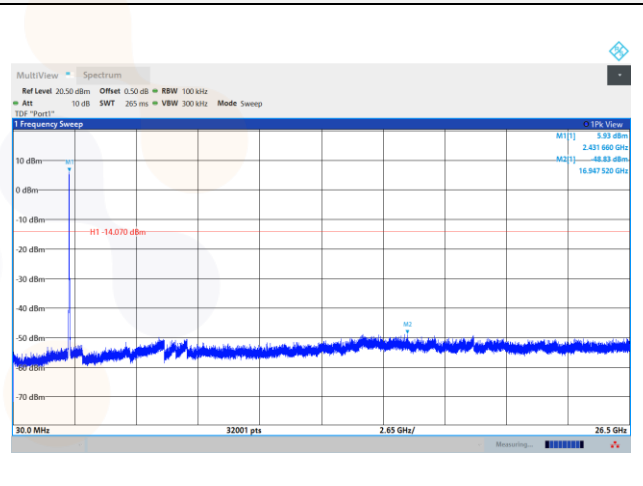


### Conducted band-edge / 2 437 MHz

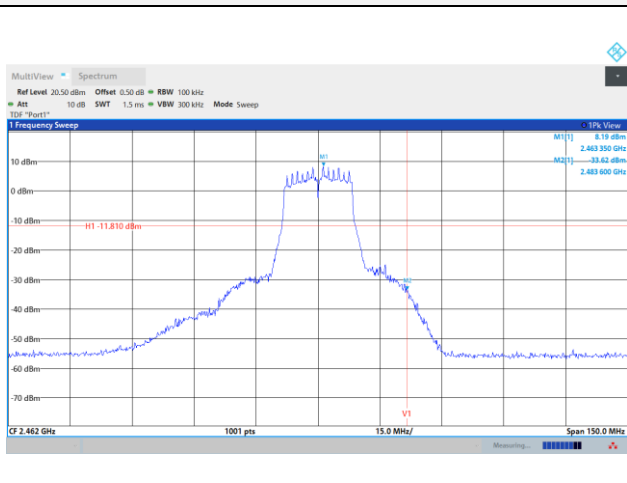


Blank

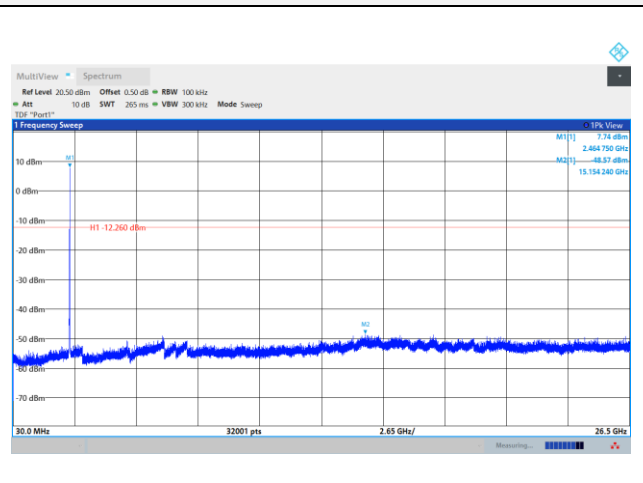
### Conducted spurious / 2 437 MHz



### Conducted band-edge / 2 462 MHz



### Conducted spurious / 2 462 MHz



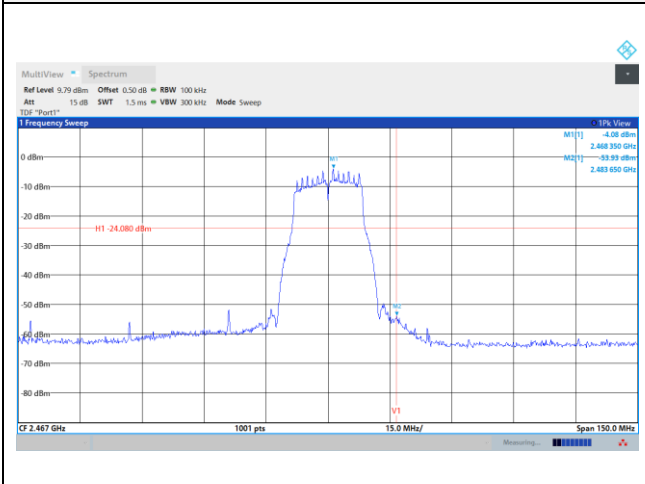
# KCTL Inc.

65, Sinwon-ro, Yeongtong-gu,  
Suwon-si, Gyeonggi-do, 16677, Korea  
TEL: 82-31-285-0894 FAX: 82-505-299-8311  
[www.kctl.co.kr](http://www.kctl.co.kr)

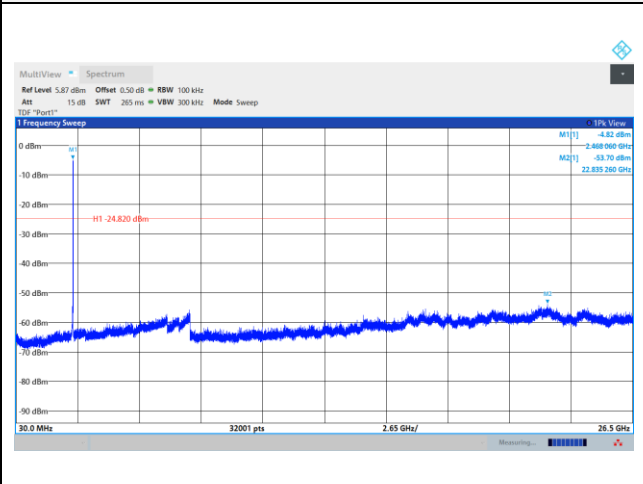
Report No.:  
KR22-SRF0050  
Page (172) of (183)



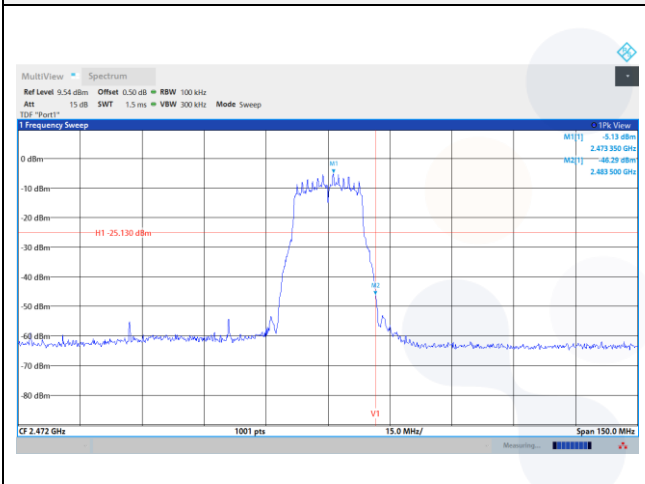
## Conducted band-edge / 2 467 MHz



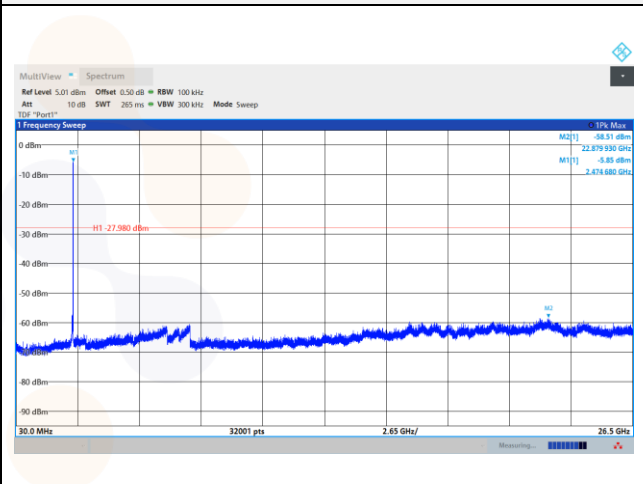
## Conducted spurious / 2 467 MHz



## Conducted band-edge / 2 472 MHz



## Conducted spurious / 2 472 MHz



# KCTL Inc.

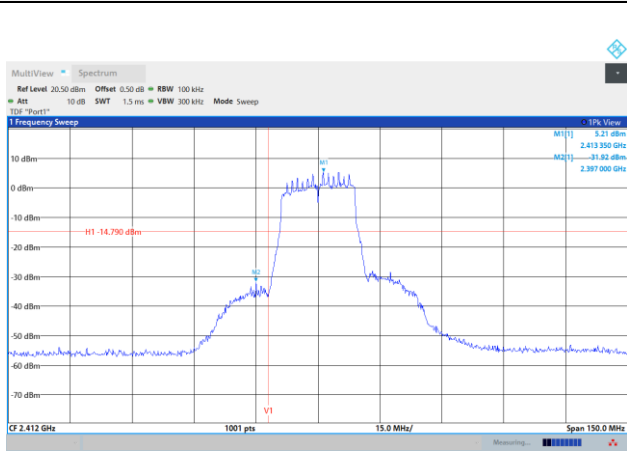
65, Sinwon-ro, Yeongtong-gu,  
Suwon-si, Gyeonggi-do, 16677, Korea  
TEL: 82-31-285-0894 FAX: 82-505-299-8311  
[www.kctl.co.kr](http://www.kctl.co.kr)

Report No.:  
KR22-SRF0050  
Page (173) of (183)

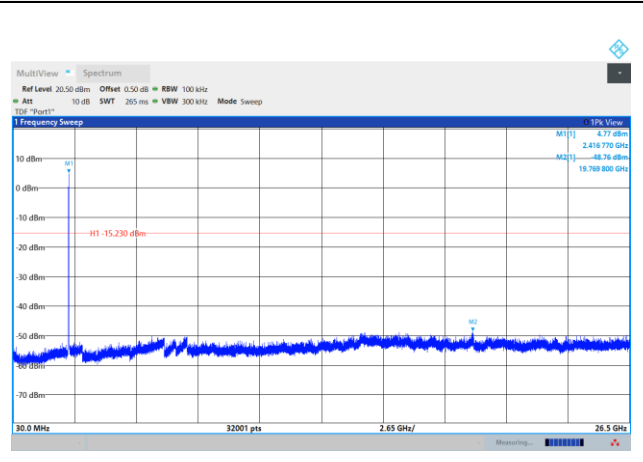


## 802.11n HT20

### Conducted band-edge / 2 412 MHz



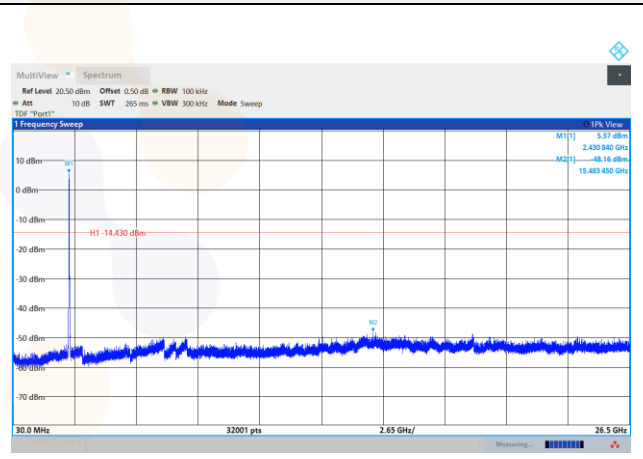
### Conducted spurious / 2 412 MHz



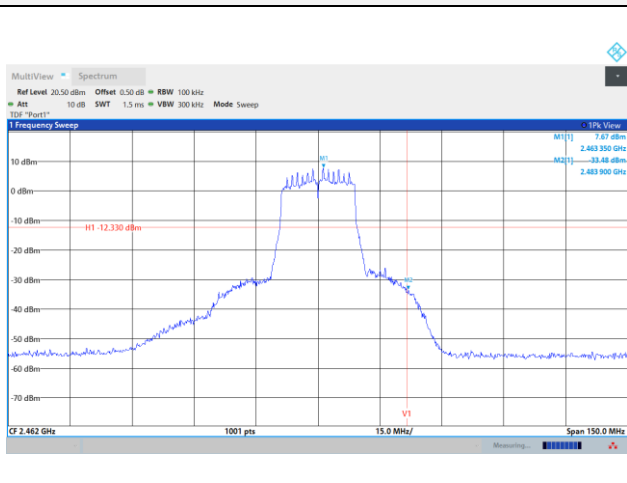
### Conducted band-edge / 2 437 MHz

Blank

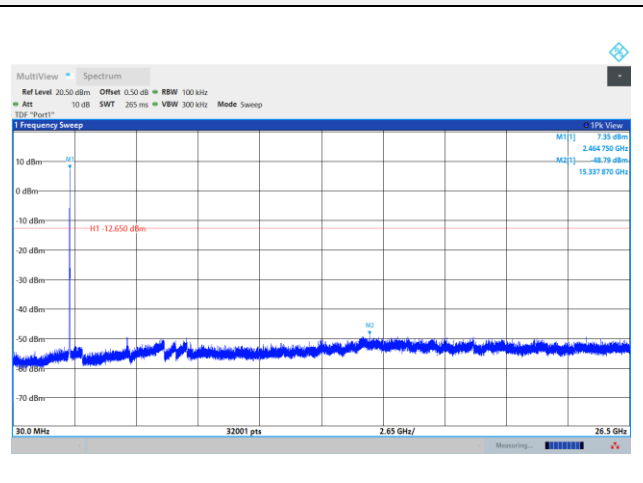
### Conducted spurious / 2 437 MHz



### Conducted band-edge / 2 462 MHz



### Conducted spurious / 2 462 MHz



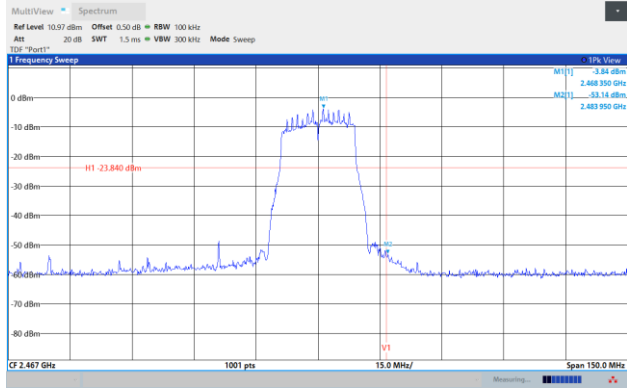
# KCTL Inc.

65, Sinwon-ro, Yeongtong-gu,  
Suwon-si, Gyeonggi-do, 16677, Korea  
TEL: 82-31-285-0894 FAX: 82-505-299-8311  
[www.kctl.co.kr](http://www.kctl.co.kr)

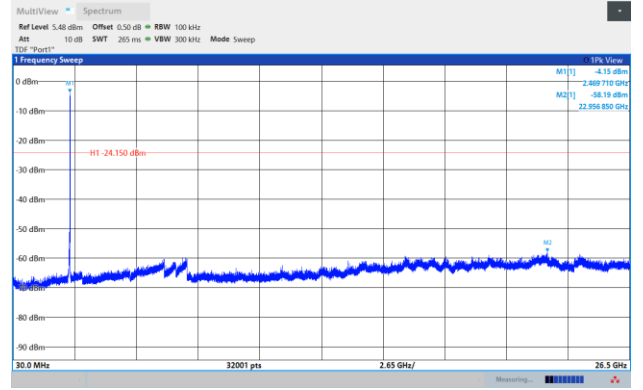
Report No.:  
KR22-SRF0050  
Page (174) of (183)



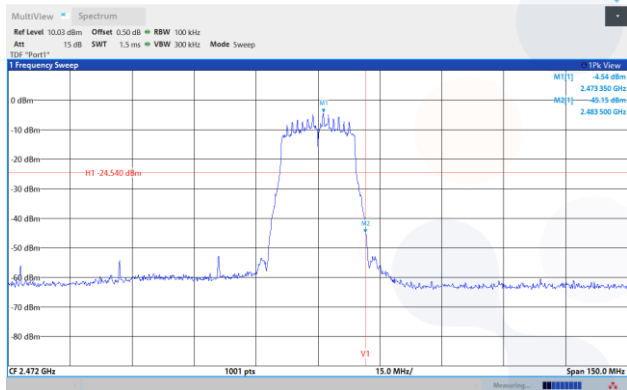
## Conducted band-edge / 2 467 MHz



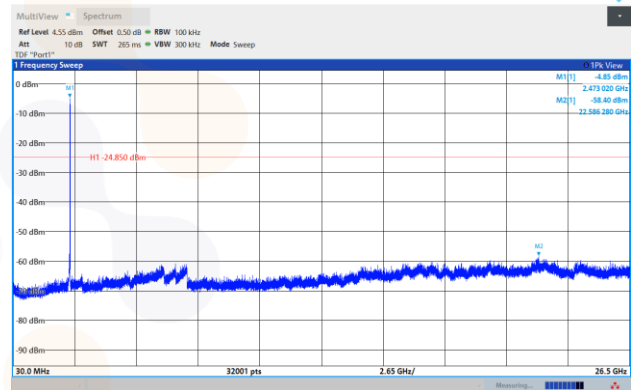
## Conducted spurious / 2 467 MHz



## Conducted band-edge / 2 472 MHz



## Conducted spurious / 2 472 MHz



# KCTL Inc.

65, Sinwon-ro, Yeongtong-gu,  
Suwon-si, Gyeonggi-do, 16677, Korea  
TEL: 82-31-285-0894 FAX: 82-505-299-8311  
[www.kctl.co.kr](http://www.kctl.co.kr)

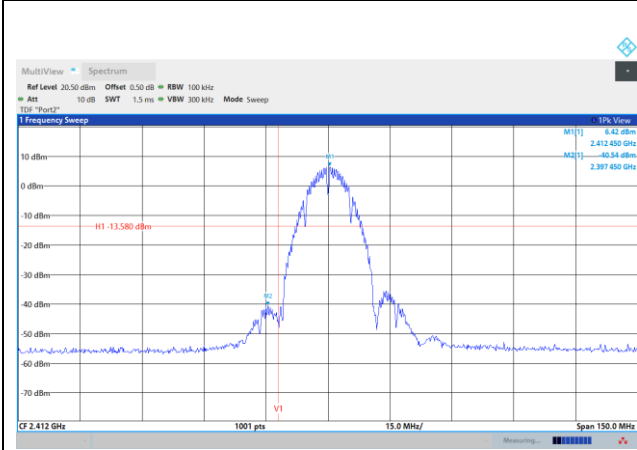
Report No.:  
KR22-SRF0050  
Page (175) of (183)



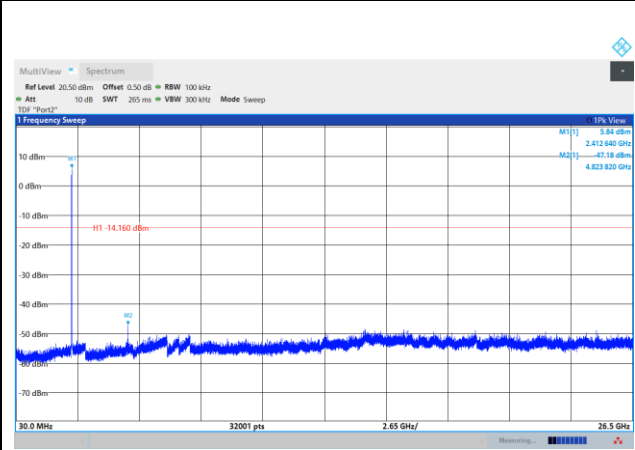
## MIMO\_ANT 2

802.11b

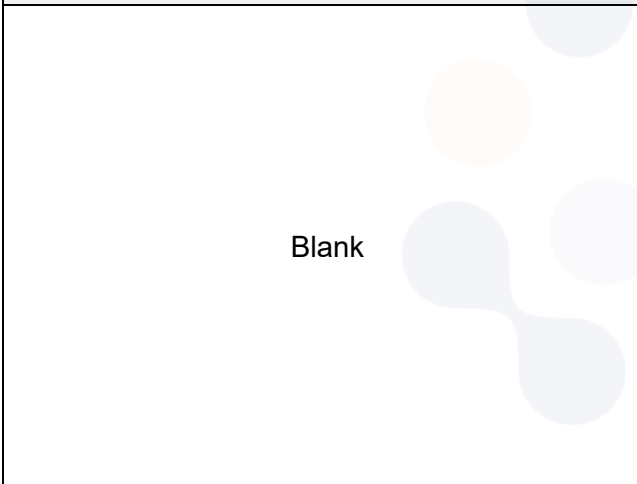
### Conducted band-edge / 2 412 MHz



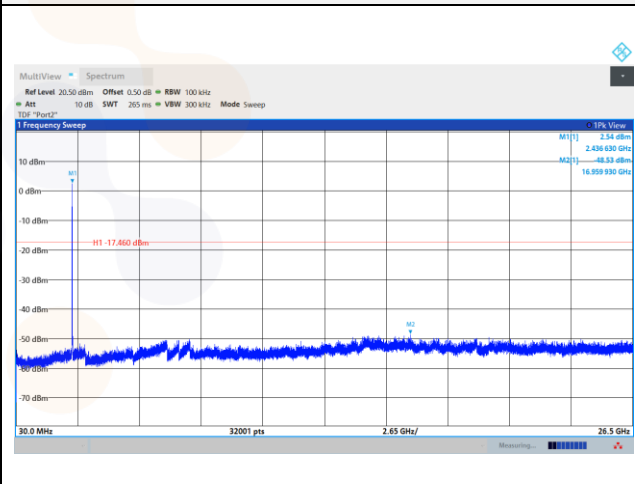
### Conducted spurious / 2 412 MHz



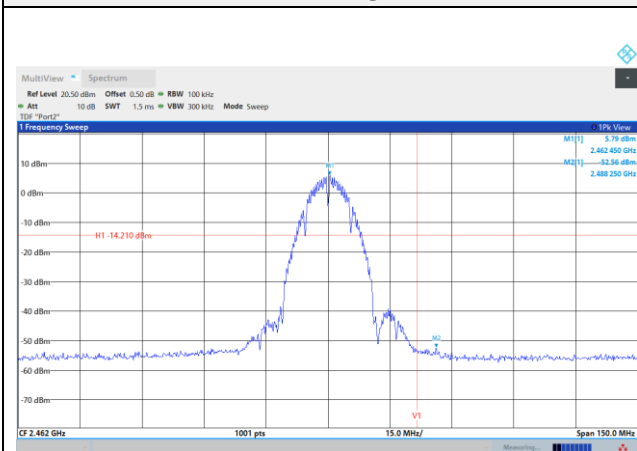
### Conducted band-edge / 2 437 MHz



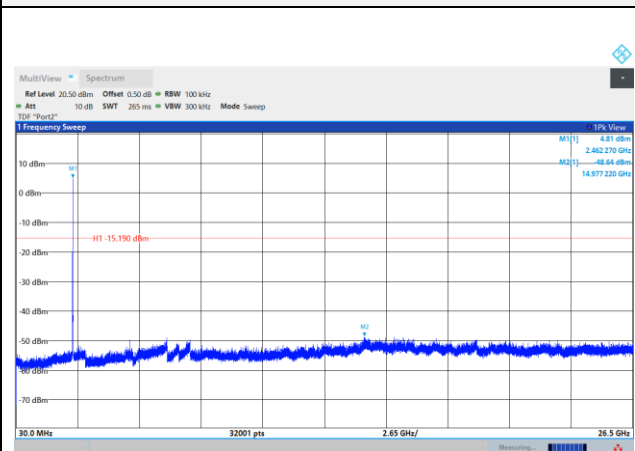
### Conducted spurious / 2 437 MHz



### Conducted band-edge / 2 462 MHz



### Conducted spurious / 2 462 MHz



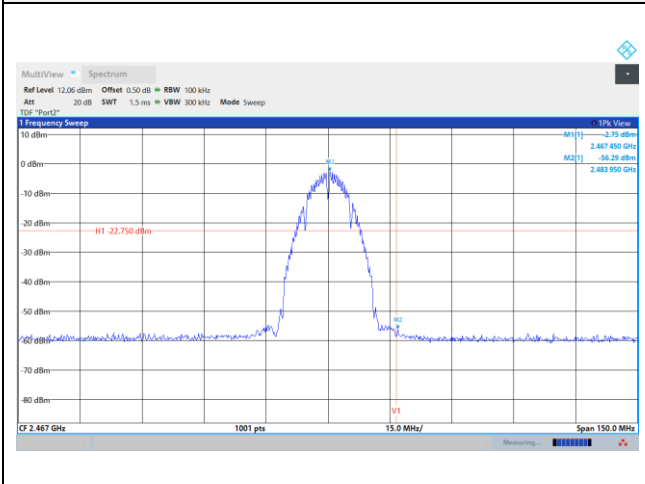
# KCTL Inc.

65, Sinwon-ro, Yeongtong-gu,  
Suwon-si, Gyeonggi-do, 16677, Korea  
TEL: 82-31-285-0894 FAX: 82-505-299-8311  
[www.kctl.co.kr](http://www.kctl.co.kr)

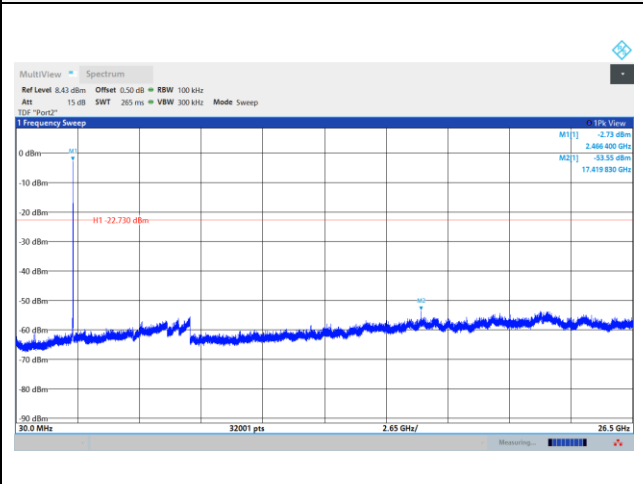
Report No.:  
KR22-SRF0050  
Page (176) of (183)



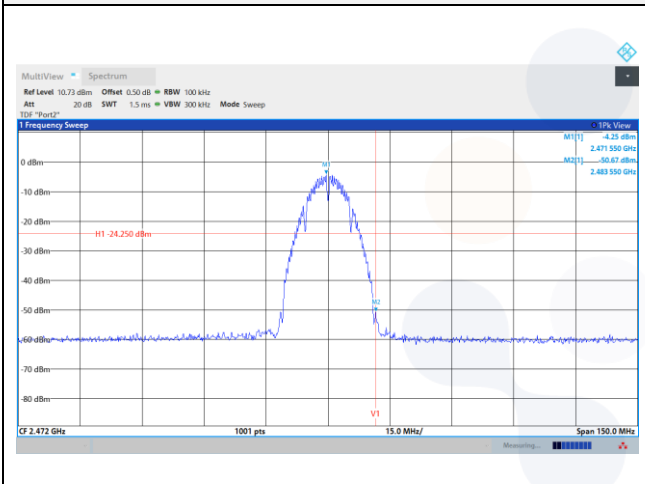
## Conducted band-edge / 2 467 MHz



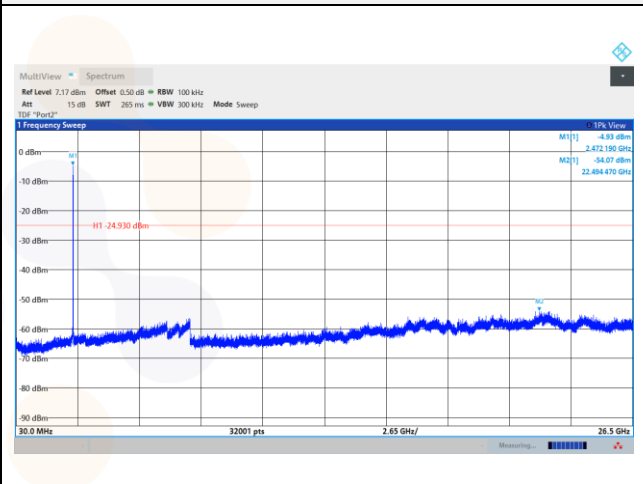
## Conducted spurious / 2 467 MHz



## Conducted band-edge / 2 472 MHz



## Conducted spurious / 2 472 MHz



# KCTL Inc.

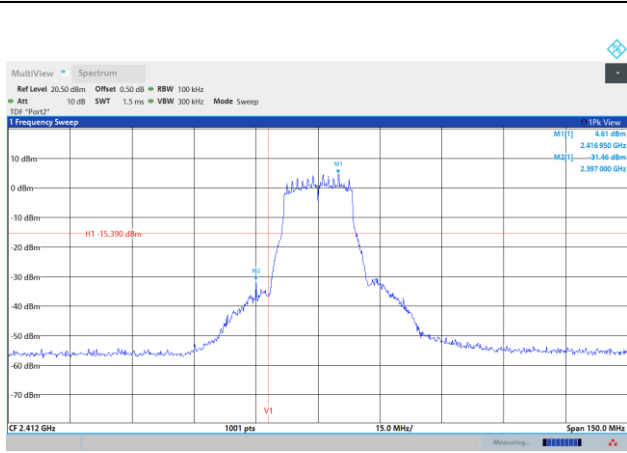
65, Sinwon-ro, Yeongtong-gu,  
Suwon-si, Gyeonggi-do, 16677, Korea  
TEL: 82-31-285-0894 FAX: 82-505-299-8311  
[www.kctl.co.kr](http://www.kctl.co.kr)

Report No.:  
KR22-SRF0050  
Page (177) of (183)

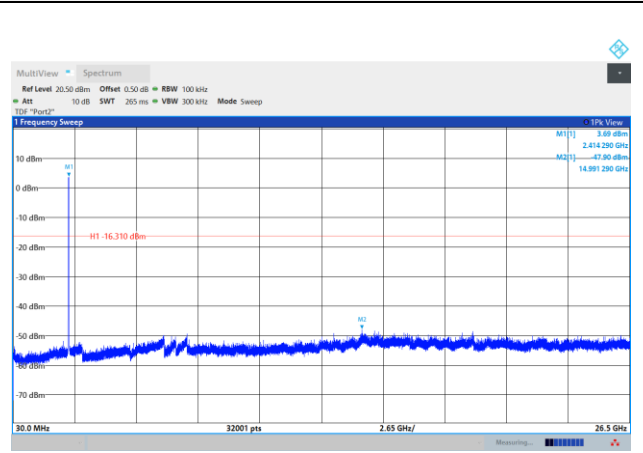


## 802.11g

### Conducted band-edge / 2 412 MHz



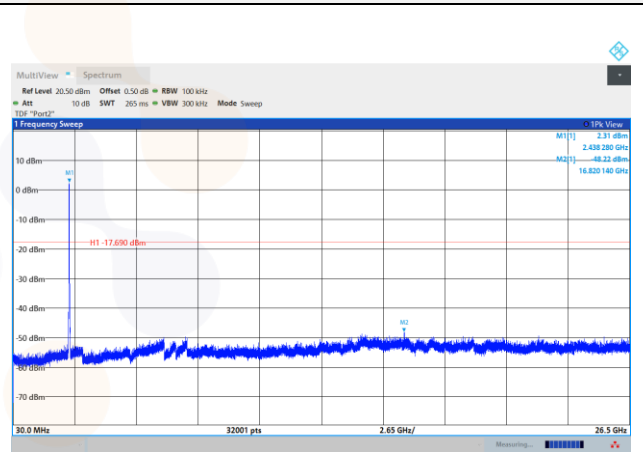
### Conducted spurious / 2 412 MHz



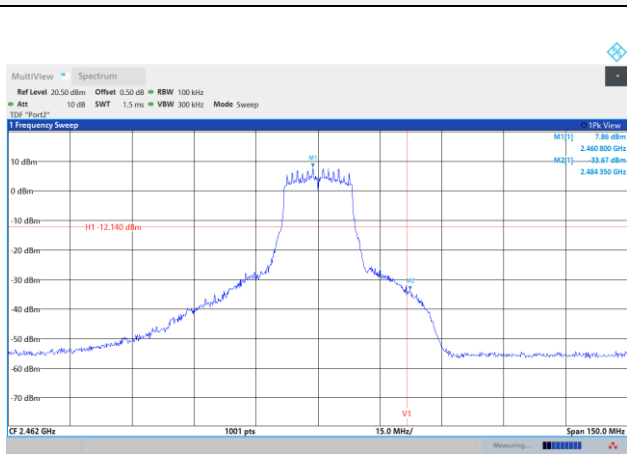
### Conducted band-edge / 2 437 MHz

Blank

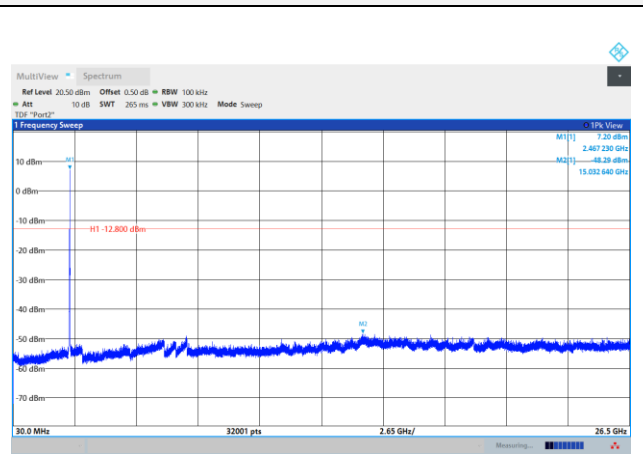
### Conducted spurious / 2 437 MHz



### Conducted band-edge / 2 462 MHz



### Conducted spurious / 2 462 MHz



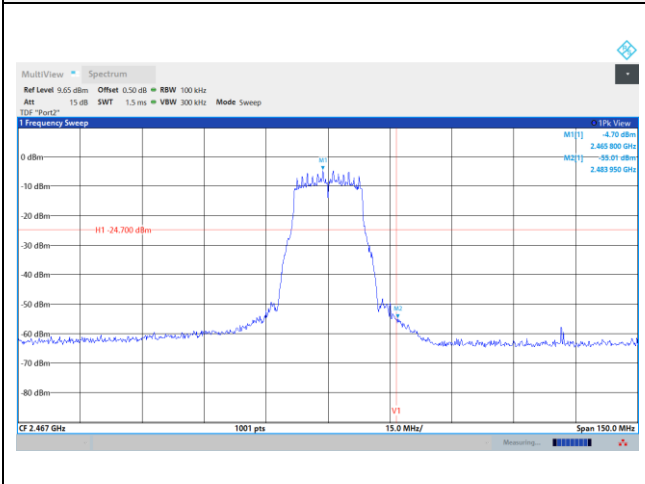
# KCTL Inc.

65, Sinwon-ro, Yeongtong-gu,  
Suwon-si, Gyeonggi-do, 16677, Korea  
TEL: 82-31-285-0894 FAX: 82-505-299-8311  
[www.kctl.co.kr](http://www.kctl.co.kr)

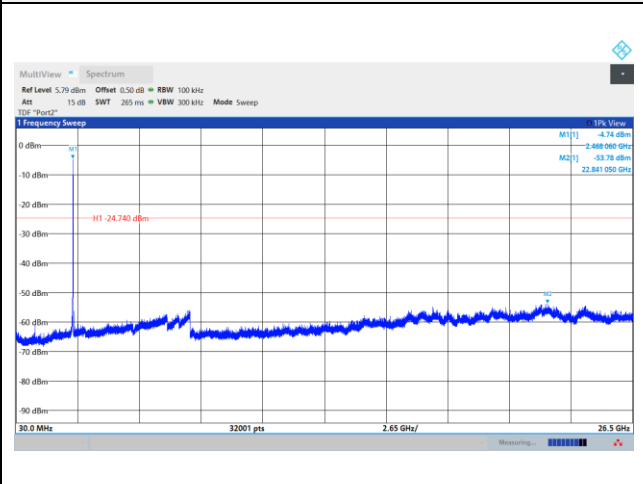
Report No.:  
KR22-SRF0050  
Page (178) of (183)



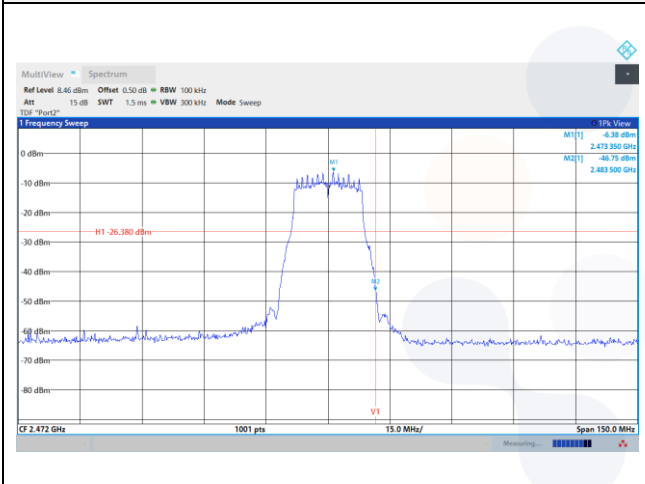
## Conducted band-edge / 2 467 MHz



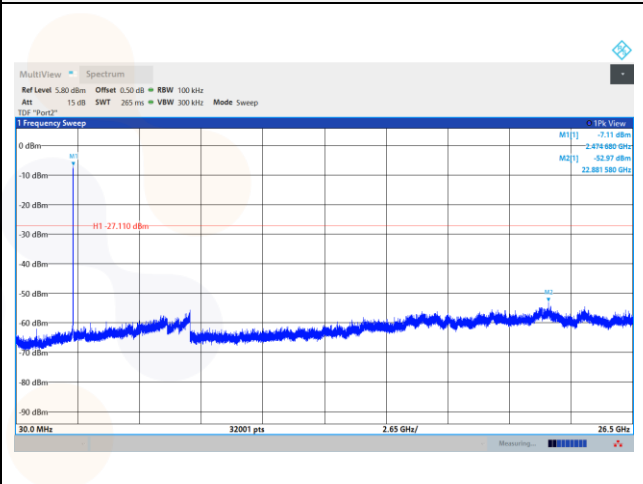
## Conducted spurious / 2 467 MHz



## Conducted band-edge / 2 472 MHz



## Conducted spurious / 2 472 MHz





# KCTL Inc.

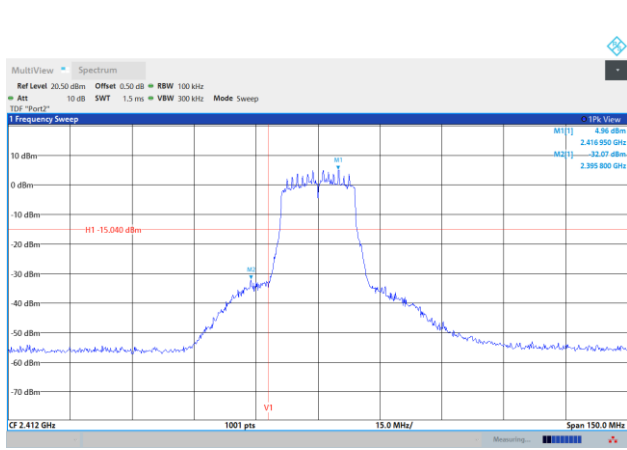
65, Sinwon-ro, Yeongtong-gu,  
Suwon-si, Gyeonggi-do, 16677, Korea  
TEL: 82-31-285-0894 FAX: 82-505-299-8311  
[www.kctl.co.kr](http://www.kctl.co.kr)

Report No.:  
KR22-SRF0050  
Page (179) of (183)

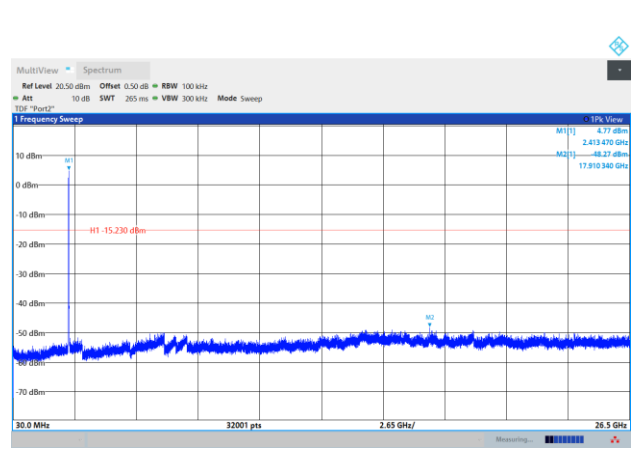


## 802.11n HT20


### Conducted band-edge / 2 412 MHz



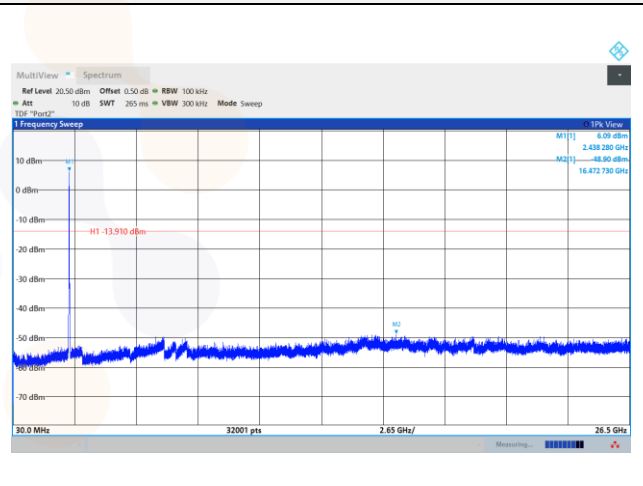
### Conducted spurious / 2 412 MHz



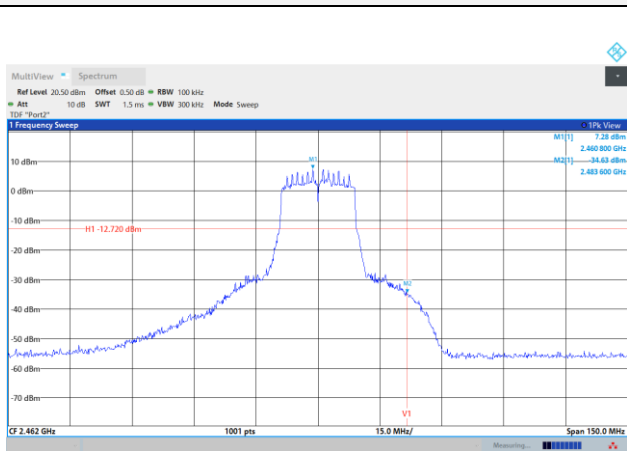
### Conducted band-edge / 2 437 MHz



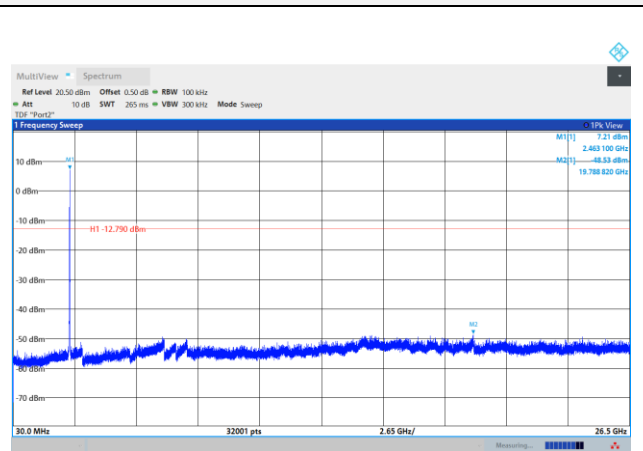
### Conducted spurious / 2 437 MHz



### Conducted band-edge / 2 462 MHz



### Conducted spurious / 2 462 MHz



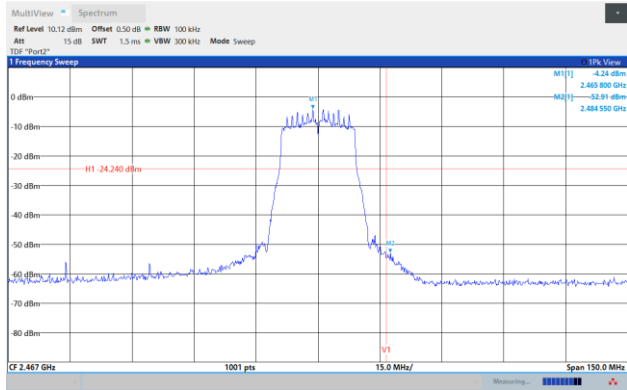
# KCTL Inc.

65, Sinwon-ro, Yeongtong-gu,  
Suwon-si, Gyeonggi-do, 16677, Korea  
TEL: 82-31-285-0894 FAX: 82-505-299-8311  
[www.kctl.co.kr](http://www.kctl.co.kr)

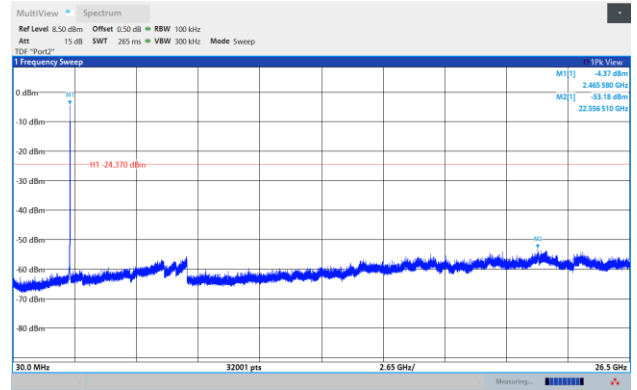
Report No.:  
KR22-SRF0050  
Page (180) of (183)



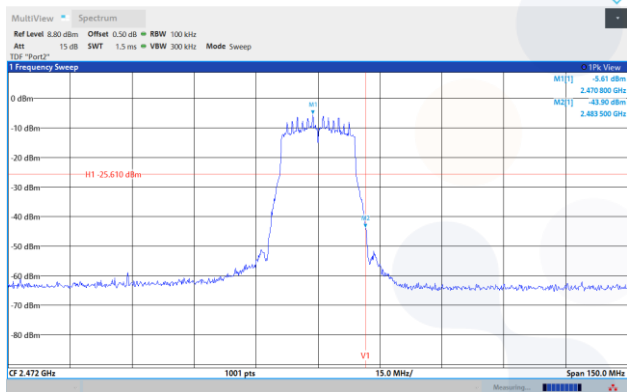
## Conducted band-edge / 2 467 MHz



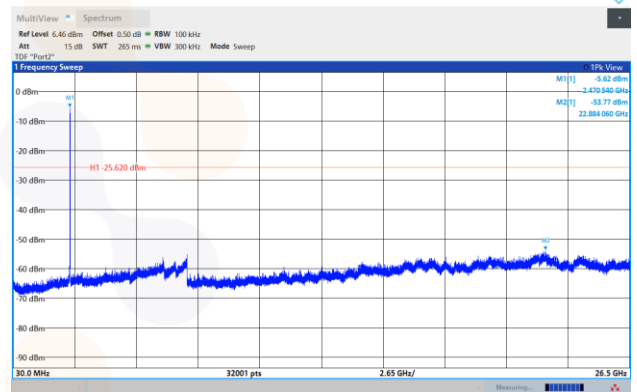
## Conducted spurious / 2 467 MHz



## Conducted band-edge / 2 472 MHz

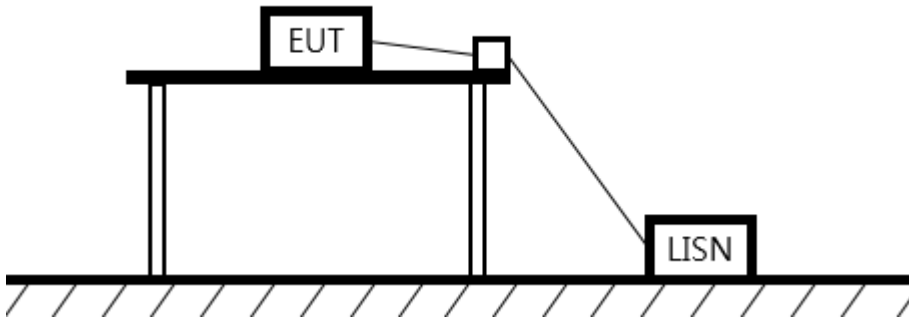


## Conducted spurious / 2 472 MHz



## 7.6. AC Conducted emission

### Test setup



### Limit

According to 15.207(a) and RSS-Gen(8.8), for an intentional radiator that is designed to be connected to the public utility (AC) power line, the radio frequency voltage that is conducted back onto the AC power line on any frequency or frequencies, within the band 150 kHz to 30 MHz, shall not exceed the limits in the following table, as measured using a 50 $\mu$ H/50 ohm line impedance stabilization network (LISN). Compliance with the provision of this paragraph shall be on the measurement of the radio frequency voltage between each power line and ground at the power terminal. The lower applies at the boundary between the frequencies ranges.

Frequency of Emission (MHz)	Conducted limit (dB $\mu$ V/m)	
	Quasi-peak	Average
0.15 – 0.50	66 - 56*	56 - 46*
0.50 – 5.00	56	46
5.00 – 30.0	60	50

### Measurement procedure

1. The EUT was placed on a wooden table of size, 1 m by 1.5 m, raised 80 cm in which is located 40 cm away from the vertical wall and 1.5m away from the side wall of the shielded room.
2. Each current-carrying conductor of the EUT power cord was individually connected through a 50 $\Omega$ /50 $\mu$ H LISN, which is an input transducer to a spectrum analyzer or an EMI/Field Intensity Meter, to the input power source.
3. Exploratory measurements were made to identify the frequency of the emission that had the highest amplitude relative to the limit by operating the EUT in a range of typical modes of operation, cable position, and with a typical system equipment configuration and arrangement. Based on the exploratory tests of the EUT, the one EUT cable configuration and arrangement and mode of operation that had produced the emission with the highest amplitude relative to the limit was selected for the final measurement.
4. The final test on all current-carrying conductors of all of the power cords to the equipment that comprises the EUT (but not the cords associated with other non-EUT equipment in the system) was then performed over the frequency range of 0.15 MHz to 30 MHz.
5. The measurements were made with the detector set to peak amplitude within a bandwidth of 10 kHz or to quasi-peak and average within a bandwidth of 9 kHz. The EUT was in transmitting mode during the measurements.

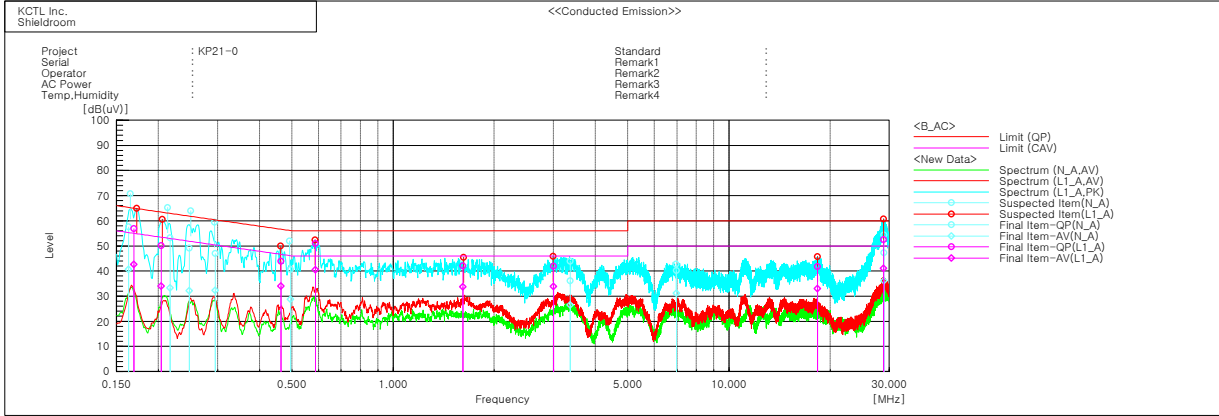
# KCTL Inc.

65, Sinwon-ro, Yeongtong-gu,  
Suwon-si, Gyeonggi-do, 16677, Korea  
TEL: 82-31-285-0894 FAX: 82-505-299-8311  
[www.kctl.co.kr](http://www.kctl.co.kr)

Report No.:  
KR22-SRF0050  
Page (182) of (183)



## Test results – Worst case: 802.11g 2TX MIMO / 2 462 MHz



### Final Result

--- N_A Phase ---										
No.	Frequency [MHz]	Reading QP [dB(uV)]	Reading CAV [dB(uV)]	c.f [dB]	Result QP [dB(uV)]	Result CAV [dB(uV)]	Limit QP [dB(uV)]	Limit AV [dB(uV)]	Margin QP [dB]	Margin CAV [dB]
1	0.1629	47.6	30.6	10.0	57.6	40.6	65.3	55.3	7.7	14.7
2	0.2169	43.4	23.4	9.8	53.2	33.2	62.9	52.9	9.7	19.7
3	0.24693	39.4	22.5	9.7	49.1	32.2	61.9	51.9	12.8	19.7
4	0.29553	37.3	22.5	9.7	47.0	32.2	60.4	50.4	13.4	18.2
5	0.49499	30.7	18.9	9.9	40.6	28.8	56.1	46.1	15.5	17.3
6	3.36948	26.3	16.7	9.8	36.1	26.5	56.0	46.0	19.9	19.5
7	6.96528	30.2	21.2	9.9	40.1	31.1	60.0	50.0	19.9	18.9
8	28.92113	36.3	25.0	11.0	47.3	36.0	60.0	50.0	12.7	14.0

--- L1_A Phase ---										
No.	Frequency [MHz]	Reading QP [dB(uV)]	Reading CAV [dB(uV)]	c.f [dB]	Result QP [dB(uV)]	Result CAV [dB(uV)]	Limit QP [dB(uV)]	Limit AV [dB(uV)]	Margin QP [dB]	Margin CAV [dB]
1	0.16882	46.8	32.5	10.1	56.9	42.6	65.0	55.0	8.1	12.4
2	0.20392	40.1	24.1	9.9	50.0	34.0	63.4	53.4	13.4	19.4
3	0.46298	34.0	24.1	9.9	43.9	34.0	56.6	46.6	12.7	12.6
4	0.5869	41.1	30.5	9.9	51.0	40.4	56.0	46.0	5.0	5.6
5	1.61397	32.3	23.8	9.8	42.1	33.6	56.0	46.0	13.9	12.4
6	2.99005	32.1	24.0	9.8	41.9	33.8	56.0	46.0	14.1	12.2
7	18.32092	31.1	22.3	10.6	41.7	32.9	60.0	50.0	18.3	17.1

**KCTL Inc.**

65, Sinwon-ro, Yeongtong-gu,  
Suwon-si, Gyeonggi-do, 16677, Korea  
TEL: 82-31-285-0894 FAX: 82-505-299-8311  
[www.kctl.co.kr](http://www.kctl.co.kr)

Report No.:  
KR22-SRF0050  
Page (183) of (183)

**8. Measurement equipment**

Equipment Name	Manufacturer	Model No.	Serial No.	Next Cal. Date
Spectrum Analyzer	R&S	FSV3030	1330.5000K30-101710-Wt	22.12.02
Attenuator	API Inmet	40AH2W-10	17	22.05.11
Signal Generator	R&S	SMB100A	176206	23.01.19
Vector Signal Generator	R&S	SMBV100A	257566	22.07.09
Power Sensor	R&S	NRP-Z81	1137.9009.02-106224-tg	22.05.11
Attenuator	R&S	DNF Dämpfungsglied 10 dB in N-50 Ohm	0004	22.05.11
Spectrum Analyzer	R&S	FSV3030	1330.5000K30-101710-Wt	22.12.02
Spectrum Analyzer	R&S	FSV40	100989	22.12.21
EMI TEST RECEIVER	R&S	ESC17	100732	23.01.19
Bi-Log Antenna	TESEQ	CBL 6112D	55545	23.01.14
Amplifier	SONOMA INSTRUMENT	310N	284608	22.08.19
ATTENUATOR	KEYSIGHT	8491B-6dB	MY39271060	23.01.14
Horn antenna	ETS.lindgren	3117	155787	22.10.05
Horn antenna	ETS.lindgren	3116	00086635	22.05.17
Attenuator	API Inmet	40AH2W-10	12	22.05.11
Broadband PreAmplifier	SCHWARZBECK	BBV9718	216	22.07.27
AMPLIFIER	L-3 Narda-MITEQ	AMF-7D-01001800 -22-10P	2003683	22.08.19
AMPLIFIER	L-3 Narda-MITEQ	JS44-18004000-33-8P	2000996	23.01.19
LOOP Antenna	R&S	HFH2-Z2	100355	22.08.21
Antenna Mast	Innco Systems	MA4640-XP-ET	-	-
Turn Table	Innco Systems	CO3000	1175/45850319/P	-
Antenna Mast	Innco Systems	MA4000-EP	303	-
Turn Table	Innco Systems	CO3000	1175/45850319/P	-
Highpass Filter	WT	WT-A1698-HS	WT160411001	22.05.10
TWO-LINE V - NETWORK	R&S	ENV216	101358	22.09.29
EMI TEST RECEIVER	R&S	ESC13	100001	22.08.19
Cable Assembly	RadiAll	2301761768000PJ	1724.659	-
Cable Assembly	gigalane	RG-400	-	-
Cable Assembly	HUER+SUHNER	SUCOFLEX 104	MY4342/4	-

**End of test report**