

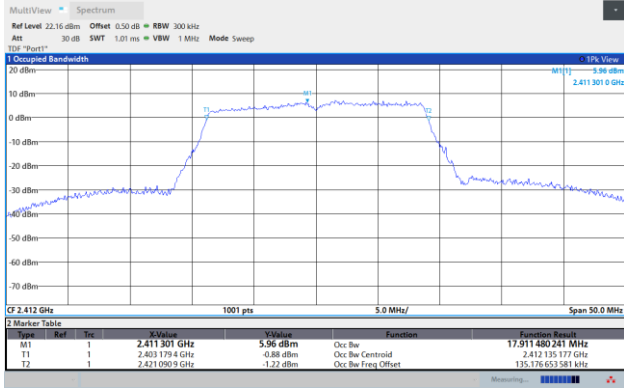
# KCTL Inc.

65, Sinwon-ro, Yeongtong-gu,  
Suwon-si, Gyeonggi-do, 16677, Korea  
TEL: 82-31-285-0894 FAX: 82-505-299-8311  
[www.kctl.co.kr](http://www.kctl.co.kr)

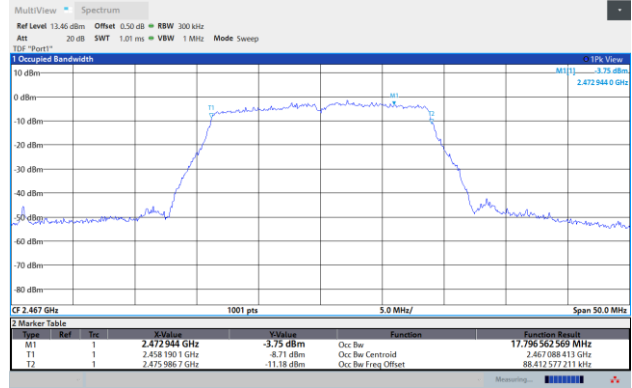
Report No.:  
KR22-SRF0050  
Page (56) of (183)



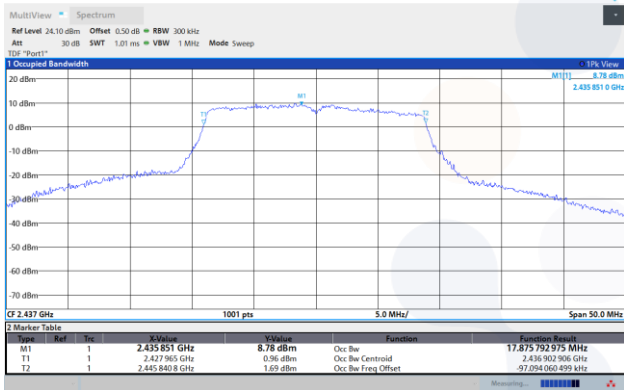
## 802.11n HT20 / 2 412 MHz



## 802.11n HT20 / 2 467 MHz



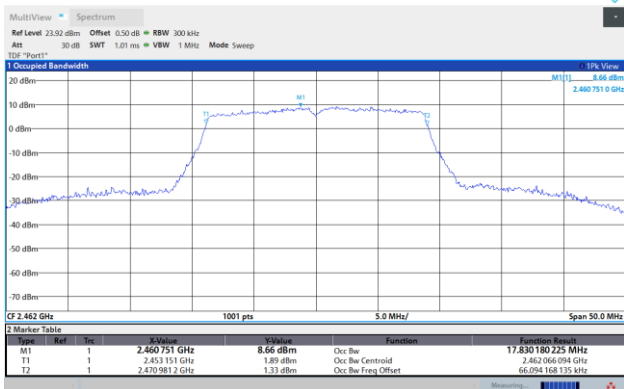
## 802.11n HT20 / 2 437 MHz



## 802.11n HT20 / 2 472 MHz



## 802.11n HT20 / 2 462 MHz



Blank

# KCTL Inc.

65, Sinwon-ro, Yeongtong-gu,  
Suwon-si, Gyeonggi-do, 16677, Korea  
TEL: 82-31-285-0894 FAX: 82-505-299-8311  
[www.kctl.co.kr](http://www.kctl.co.kr)

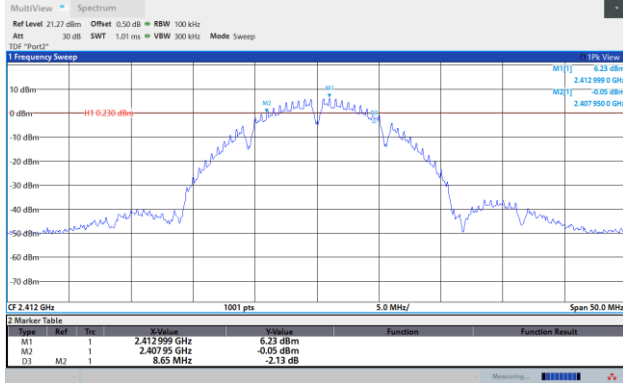
Report No.:  
KR22-SRF0050  
Page (57) of (183)



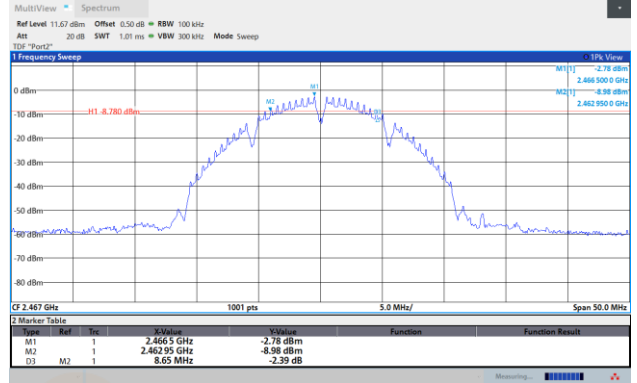
## MIMO ANT 2

### 6 dB bandwidth

#### 802.11b / 2 412 MHz



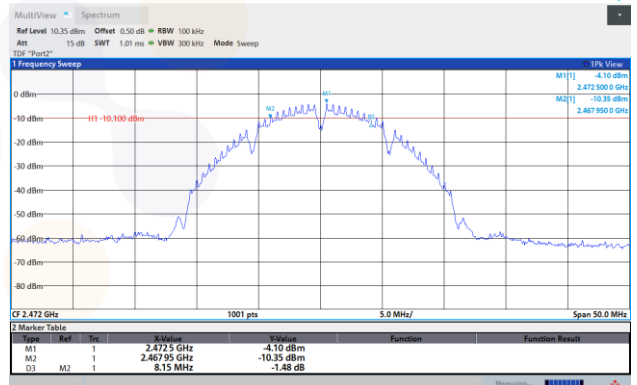
#### 802.11b / 2 467 MHz



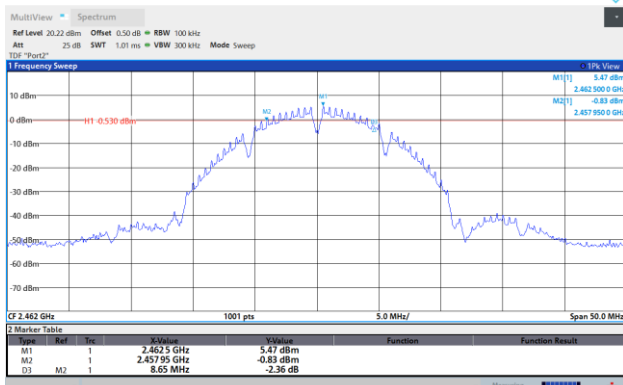
#### 802.11b / 2 437 MHz



#### 802.11b / 2 472 MHz



#### 802.11b / 2 462 MHz



Blank

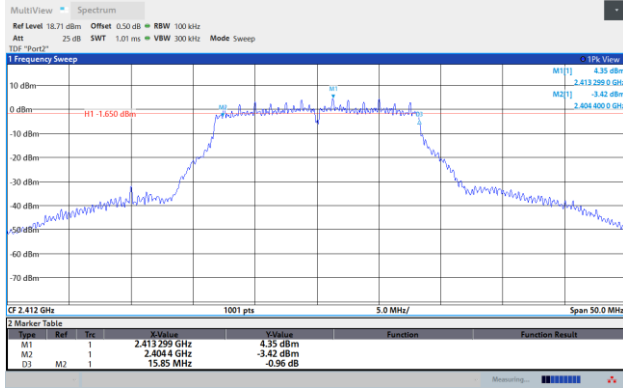
# KCTL Inc.

65, Sinwon-ro, Yeongtong-gu,  
Suwon-si, Gyeonggi-do, 16677, Korea  
TEL: 82-31-285-0894 FAX: 82-505-299-8311  
[www.kctl.co.kr](http://www.kctl.co.kr)

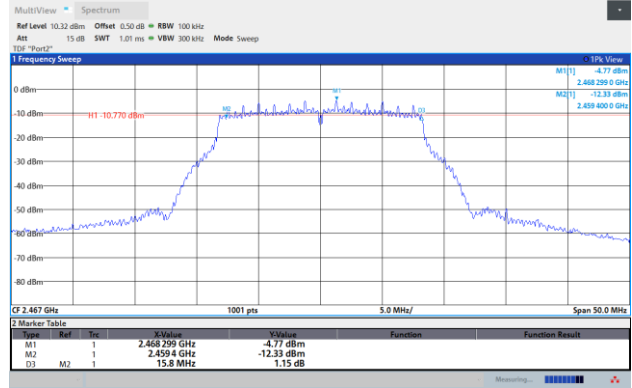
Report No.:  
KR22-SRF0050  
Page (58) of (183)



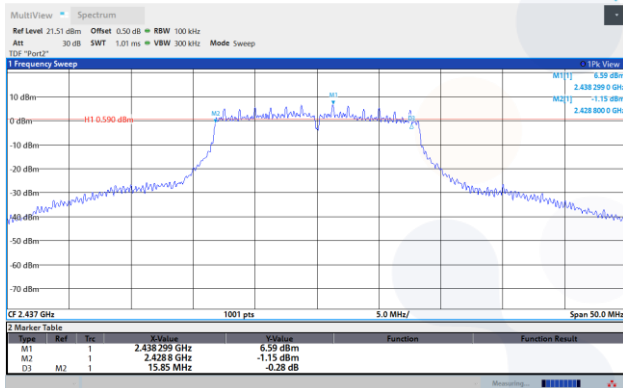
## 802.11g / 2 412 MHz



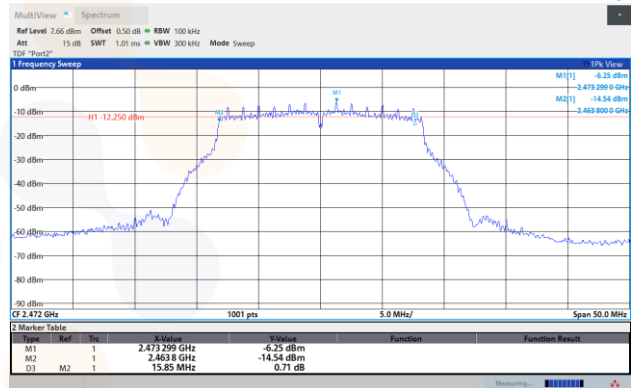
## 802.11g / 2 467 MHz



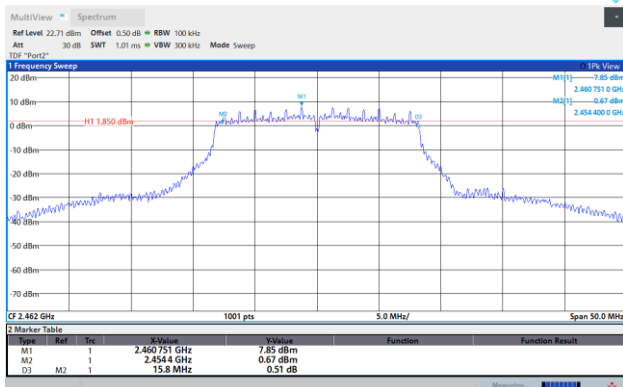
## 802.11g / 2 437 MHz



## 802.11g / 2 472 MHz



## 802.11g / 2 462 MHz



Blank

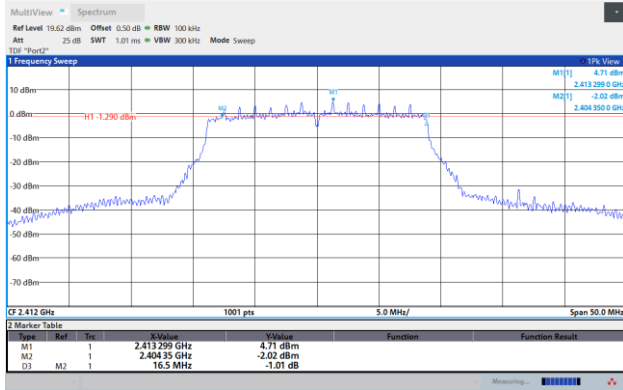
# KCTL Inc.

65, Sinwon-ro, Yeongtong-gu,  
Suwon-si, Gyeonggi-do, 16677, Korea  
TEL: 82-31-285-0894 FAX: 82-505-299-8311  
[www.kctl.co.kr](http://www.kctl.co.kr)

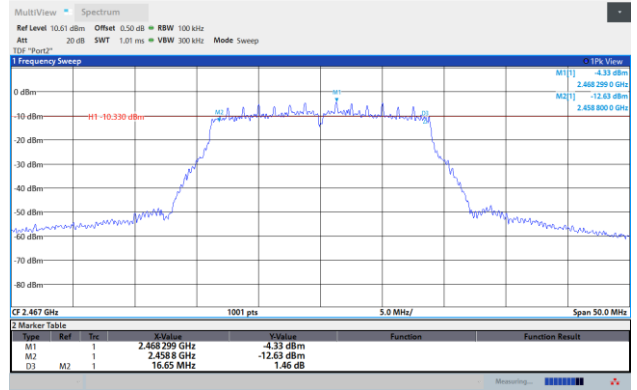
Report No.:  
KR22-SRF0050  
Page (59) of (183)



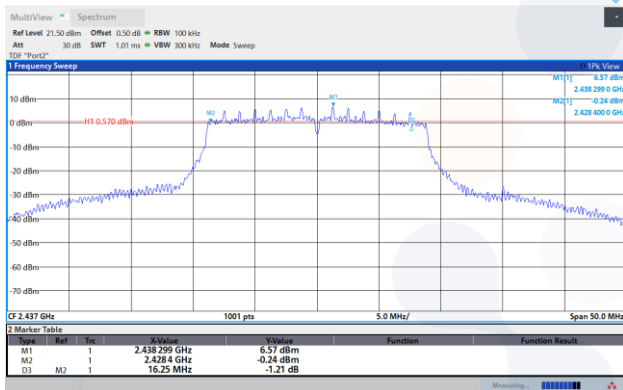
## 802.11n HT20 / 2 412 MHz



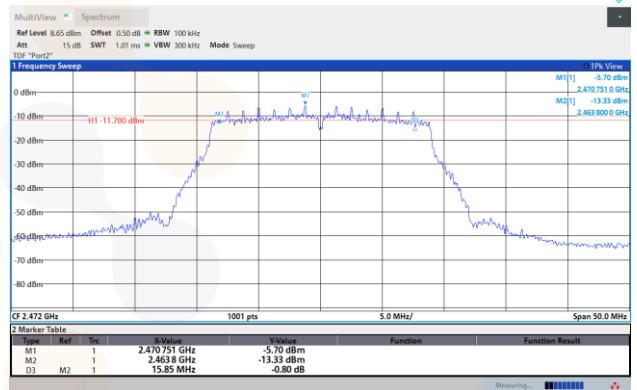
## 802.11n HT20 / 2 467 MHz



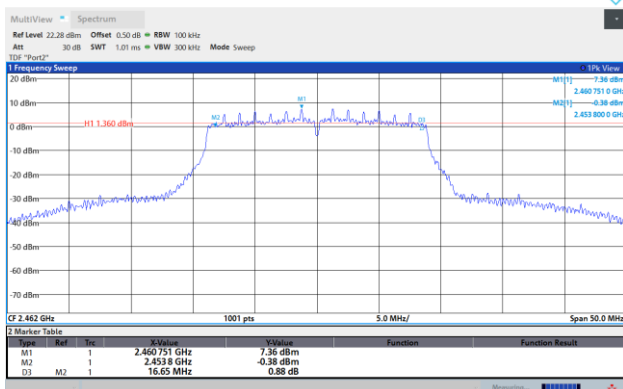
## 802.11n HT20 / 2 437 MHz



## 802.11n HT20 / 2 472 MHz



## 802.11n HT20 / 2 462 MHz



Blank

# KCTL Inc.

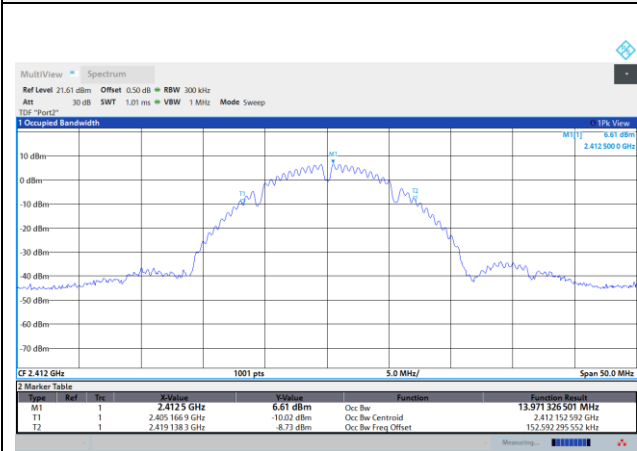
65, Sinwon-ro, Yeongtong-gu,  
Suwon-si, Gyeonggi-do, 16677, Korea  
TEL: 82-31-285-0894 FAX: 82-505-299-8311  
[www.kctl.co.kr](http://www.kctl.co.kr)

Report No.:  
KR22-SRF0050  
Page (60) of (183)

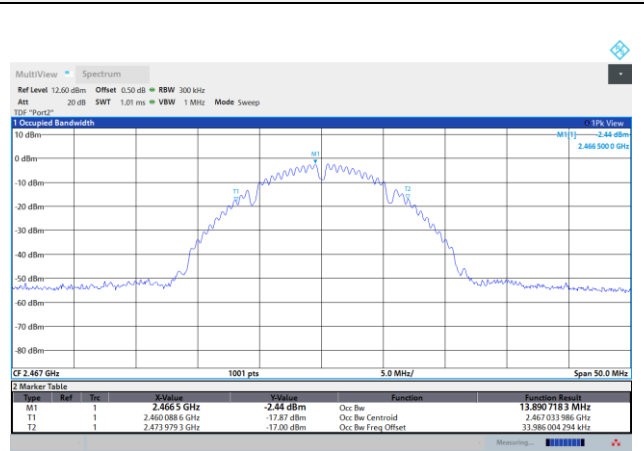


## 99% bandwidth

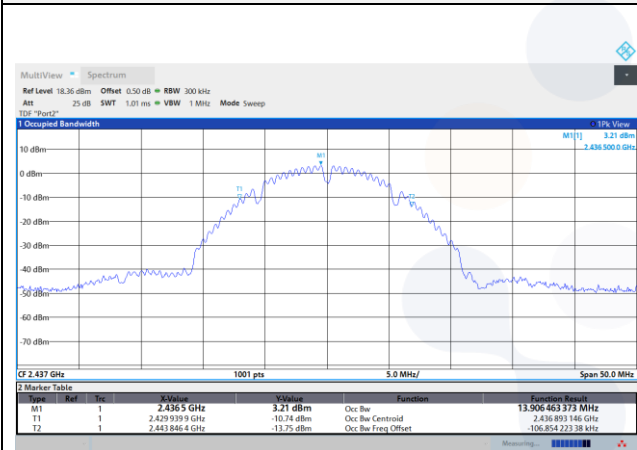
802.11b / 2 412 MHz



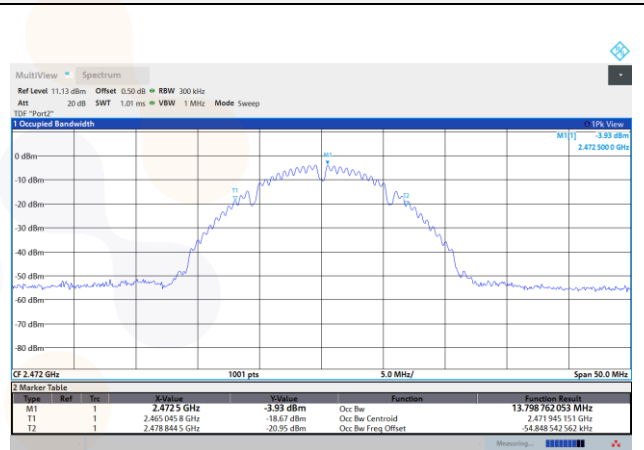
802.11b / 2 467 MHz



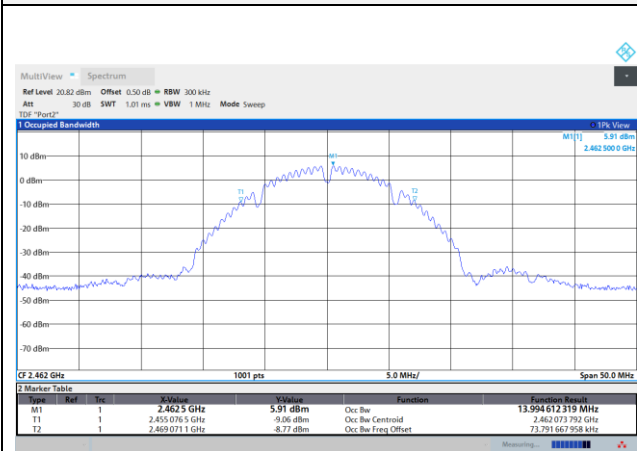
802.11b / 2 437 MHz



802.11b / 2 472 MHz



802.11b / 2 462 MHz



Blank

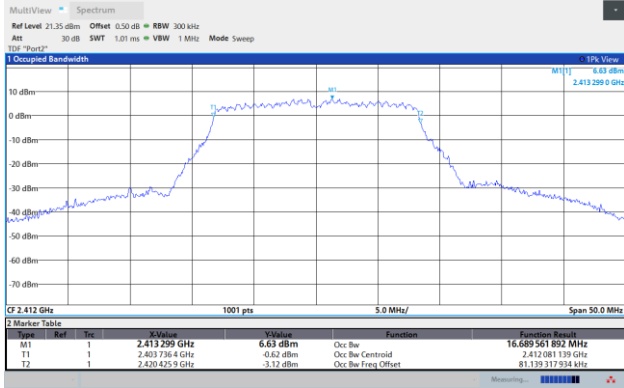
# KCTL Inc.

65, Sinwon-ro, Yeongtong-gu,  
Suwon-si, Gyeonggi-do, 16677, Korea  
TEL: 82-31-285-0894 FAX: 82-505-299-8311  
[www.kctl.co.kr](http://www.kctl.co.kr)

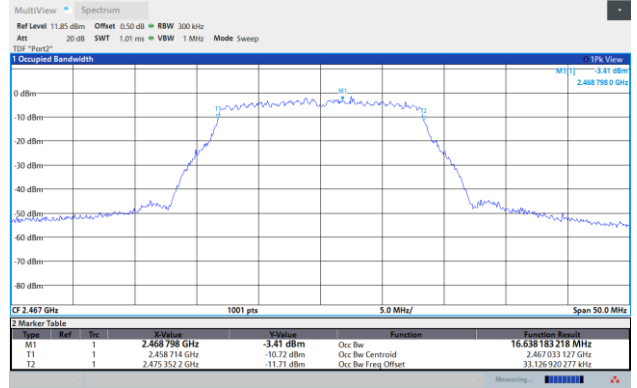
Report No.:  
KR22-SRF0050  
Page (61) of (183)



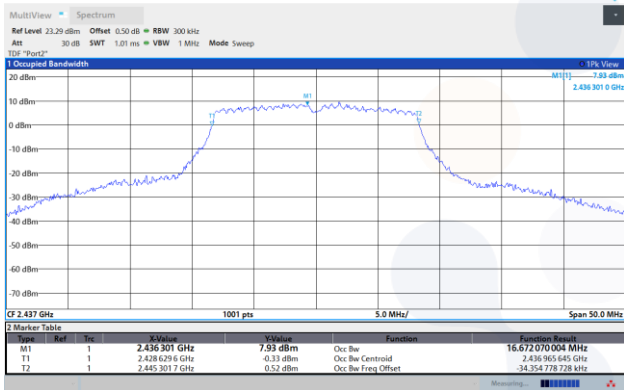
## 802.11g / 2 412 MHz



## 802.11g / 2 467 MHz



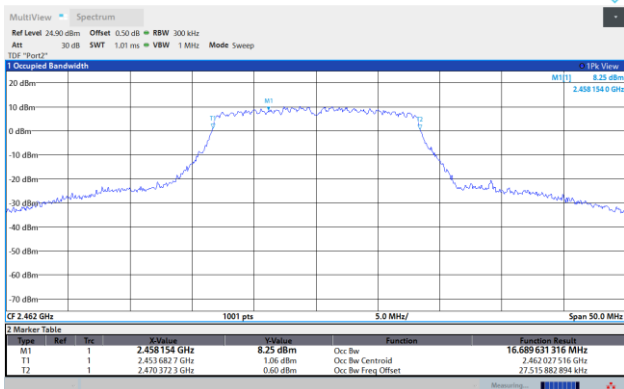
## 802.11g / 2 437 MHz



## 802.11g / 2 472 MHz



## 802.11g / 2 462 MHz



Blank

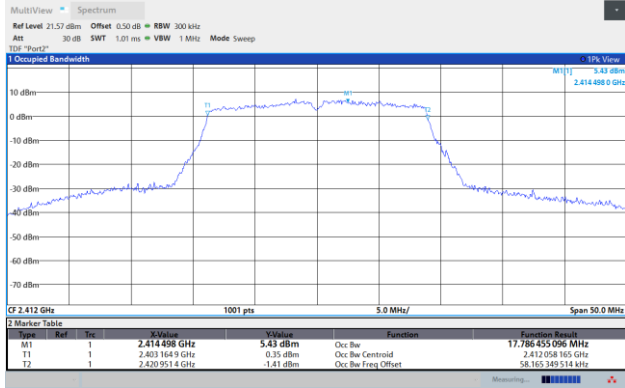
# KCTL Inc.

65, Sinwon-ro, Yeongtong-gu,  
Suwon-si, Gyeonggi-do, 16677, Korea  
TEL: 82-31-285-0894 FAX: 82-505-299-8311  
[www.kctl.co.kr](http://www.kctl.co.kr)

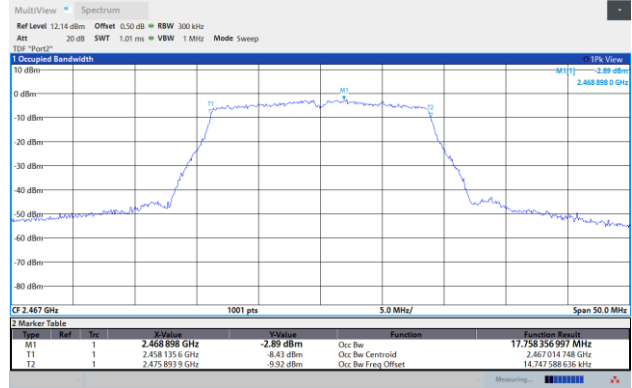
Report No.:  
KR22-SRF0050  
Page (62) of (183)



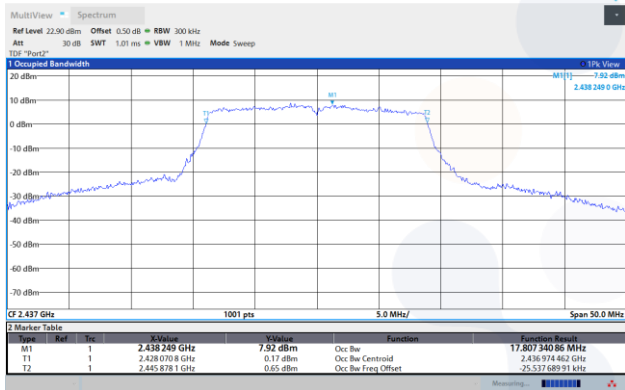
## 802.11n HT20 / 2 412 MHz



## 802.11n HT20 / 2 467 MHz



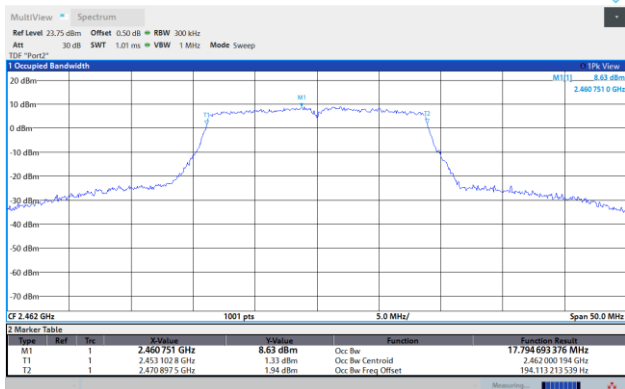
## 802.11n HT20 / 2 437 MHz



## 802.11n HT20 / 2 472 MHz



## 802.11n HT20 / 2 462 MHz

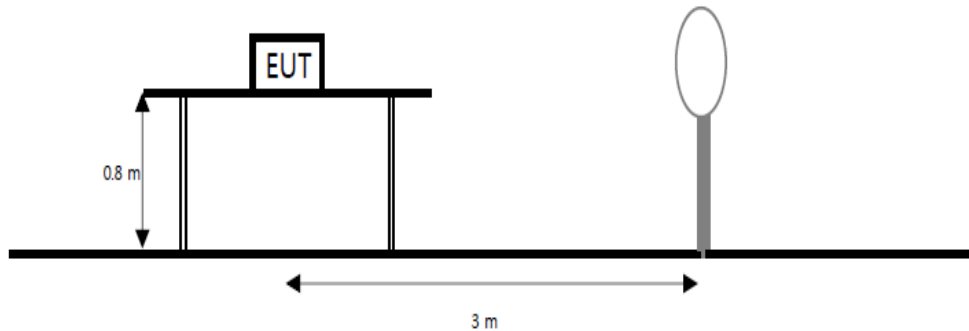


Blank

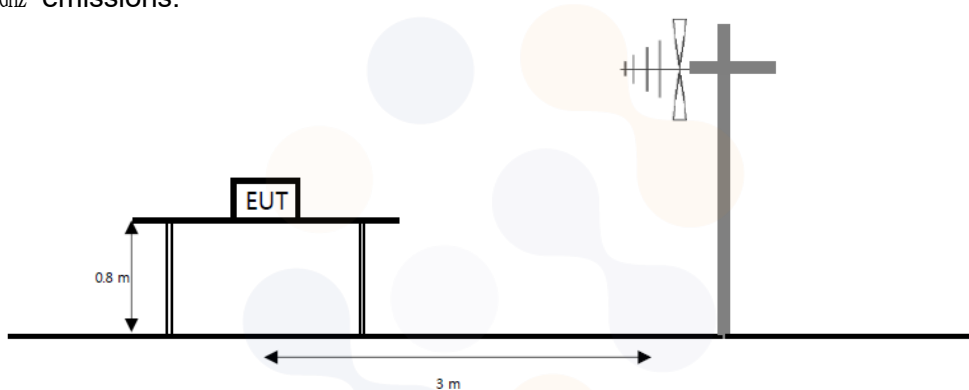
## 7.4. Spurious Emission, Band Edge and Restricted bands

### Test setup

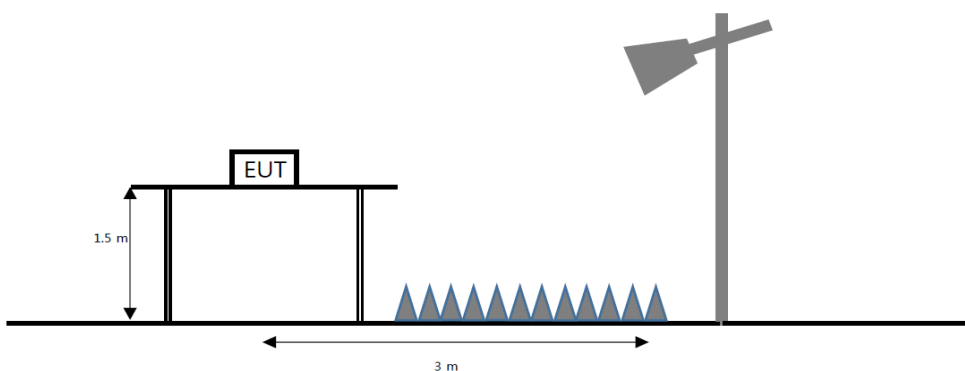
The diagram below shows the test setup that is utilized to make the measurements for emission from 9 kHz to 30 MHz Emissions



The diagram below shows the test setup that is utilized to make the measurements for emission from 30 MHz to 1 GHz emissions.



The diagram below shows the test setup that is utilized to make the measurements for emission from 1 GHz to the tenth harmonic of the highest fundamental frequency or to 40 GHz emissions, whichever is lower.





**KCTL Inc.**

65, Sinwon-ro, Yeongtong-gu,  
Suwon-si, Gyeonggi-do, 16677, Korea  
TEL: 82-31-285-0894 FAX: 82-505-299-8311  
[www.kctl.co.kr](http://www.kctl.co.kr)

Report No.:  
KR22-SRF0050  
Page (64) of (183)

**Limit****FCC**

According to section 15.209(a), except as provided elsewhere in this subpart, the emissions from an intentional radiator shall not exceed the field strength levels specified in the following table:

Frequency (MHz)	Field strength ( $\mu\text{V}/\text{m}$ )	Measurement distance (m)
0.009 - 0.490	2 400/F(kHz)	300
0.490 - 1.705	24 000/F(kHz)	30
1.705 - 30	30	30
30 - 88	100**	3
88 - 216	150**	3
216 - 960	200**	3
Above 960	500	3

\*\*Except as provided in paragraph (g), fundamental emissions from intentional radiators operating under this section shall not be located in the frequency bands 54–72 MHz, 76–88 MHz, 174–216 MHz or 470–806 MHz. However, operation within these frequency bands is permitted under other sections of this part, e.g., Section 15.231 and 15.241.

According to section 15.205(a) and (b), only spurious emissions are permitted in any of the frequency bands listed below:

MHz	MHz	MHz	GHz
0.009 - 0.110	16.42 - 16.423	399.9 - 410	4.5 - 5.15
0.495 - 0.505	16.694 75 - 16.695 25	608 - 614	5.35 - 5.46
2.173 5 - 2.190 5	16.804 25 - 16.804 75	960 - 1 240	7.25 - 7.75
4.125 - 4.128	25.5 - 25.67	1 300 - 1 427	8.025 - 8.5
4.177 25 - 4.177 75	37.5 - 38.25	1 435 - 1 626.5	9.0 - 9.2
4.207 25 - 4.207 75	73 - 74.6	1 645.5 - 1 646.5	9.3 - 9.5
6.215 - 6.218	74.8 - 75.2	1 660 - 1 710	10.6 - 12.7
6.267 75 - 6.268 25	108 - 121.94	1 718.8 - 1 722.2	13.25 - 13.4
6.311 75 - 6.312 25	123 - 138	2 200 - 2 300	14.47 - 14.5
8.291 - 8.294	149.9 - 150.05	2 310 - 2 390	15.35 - 16.2
8.362 - 8.366	156.524 75 - 156.525	2 483.5 - 2 500	17.7 - 21.4
8.376 25 - 8.386 75	25	2 690 - 2 900	22.01 - 23.12
8.414 25 - 8.414 75	156.7 - 156.9	3 260 - 3 267	23.6 - 24.0
12.29 - 12.293	162.012 5 - 167.17	3 332 - 3 339	31.2 - 31.8
12.519 75 - 12.520 25	167.72 - 173.2	3 345.8 - 3 358	36.43 - 36.5
12.576 75 - 12.577 25	240 - 285	3 600 - 4 400	Above 38.6
13.36 - 13.41	322 - 335.4		

The field strength of emissions appearing within these frequency bands shall not exceed the limits shown in section 15.209. At frequencies equal to or less than 1 000 MHz, compliance with the limits in section 15.209 shall be demonstrated using measurement instrumentation employing a CISPR quasi-peak detector. Above 1 000 MHz, compliance with the emission limits in section 15.209 shall be demonstrated based on the average value of the measured emissions. The provisions in section 15.35 apply to these measurements.

**IC**

According to RSS-247(5.5), In any 100 kHz bandwidth outside the frequency band in which the spread spectrum or digitally modulated device is operating, the RF power that is produced shall be at least 20 dB below that in the 100 kHz bandwidth within the band that contains the highest level of the desired power, based on either an RF conducted or a radiated measurement, provided that the transmitter demonstrates compliance with the peak conducted power limits. If the transmitter complies with the conducted power limits based on the use of root-mean-square averaging over a time interval, as permitted under section 5.4(d), the attenuation required shall be 30 dB instead of 20 dB. Attenuation below the general field strength limits specified in RSS-Gen is not required.

According to RSS-Gen(8.9), Except where otherwise indicated in the applicable RSS, radiated emissions shall comply with the field strength limits shown in table 5 and table 6. Additionally, the level of any transmitter unwanted emission shall not exceed the level of the transmitter's fundamental emission.

**Table 5- General field strength limits at frequencies above 30 MHz**

Frequency(MHz)	Field strength ( $\mu\text{V/m}$ at 3 m)
30 to 88	100
88 to 216	150
216 to 960	200
Above 960	500

**Table 6- General field strength limits at frequencies below 30 MHz**

Frequency	Magnetic field strength (H-Field) ( $\mu\text{A/m}$ )	Measurement distance(m)
9 – 490 kHz <sup>1)</sup>	$6.37/F$ (F in kHz)	300
490 – 1705 kHz	$63.7/F$ (F in kHz)	30
1.705 - 30 MHz	0.08	30

**Note 1:** The emission limits for the ranges 9-90 kHz and 110-490 kHz are based on measurements employing a linear average detector.

According to RSS-Gen(8.10), Restricted frequency bands, identified in table 7, are designated primarily for safety-of-life services (distress calling and certain aeronautical activities), certain satellite downlinks, radio astronomy and some government uses. Except where otherwise indicated, the following conditions related to the restricted frequency bands apply:

- The transmit frequency, including fundamental components of modulation, of licence-exempt radio apparatus shall not fall within the restricted frequency bands listed in table 7 except for apparatus compliant with RSS-287, Emergency Position Indicating Radio Beacons (EPIRB), Emergency Locator Transmitters (ELT), Personal Locator Beacons (PLB), and Maritime Survivor Locator Devices (MSLD).
- Unwanted emissions that fall into restricted frequency bands listed in table 7 shall comply with the limits specified in table 5 and table 6.
- Unwanted emissions that do not fall within the restricted frequency bands listed in table 7 shall comply either with the limits specified in the applicable RSS or with those specified in table 5 and table 6.

**Table 7- Restricted frequency bands\***

MHz	MHz	GHz
0.090 - 0.110	149.9 - 150.05	9.0 - 9.2
0.495 - 0.505	156.52475 - 156.52525	9.3 - 9.5
2.1735 - 2.1905	156.7 - 156.9	10.6 - 12.7
3.020 - 3.026	162.0125 - 167.17	13.25 - 13.4
4.125 - 4.128	167.72 - 173.2	14.47 - 14.5
4.17725 - 4.17775	240 - 285	15.35 - 16.2
4.20725 - 4.20775	322 - 335.4	17.7 - 21.4
5.677 - 5.683	399.9 - 410	22.01 - 23.12
6.215 - 6.218	608 - 614	23.6 - 24.0
6.26775 - 6.26825	960 - 1427	31.2 - 31.8
6.31175 - 6.31225	1435 - 1626.5	36.43 - 36.5
8.291 - 8.294	1645.5 - 1646.5	Above 38.6
8.362 - 8.366	1660 - 1710	
8.37625 - 8.38675	1718.8 - 1722.2	
8.41425 - 8.41475	2200 - 2300	
12.29 - 12.293	2310 - 2390	
12.51975 - 12.52025	2483.5 - 2500	
12.57675 - 12.57725	2655 - 2900	
13.36 - 13.41	3260 - 3267	
16.42 - 16.423	3332 - 3339	
16.69475 - 16.69525	3345.8 - 3358	
16.80425 - 16.80475	3500 - 4400	
25.5 - 25.67	4500 - 5150	
37.5 - 38.25	5350 - 5460	
73 - 74.6	7250 - 7750	
74.8 - 75.2	8025 - 8500	
108 - 138	--	

\* Certain frequency bands listed in table 7 and in bands above 38.6 GHz are designated for licence-exempt applications. These frequency bands and the requirements that apply to related devices are set out in the 200 and 300 series of RSSs.

**Test procedure**

ANSI C63.10-2013

**Test settings****Peak field strength measurements**

1. Analyzer center frequency was set to the frequency of the radiated spurious emission of interest
2. RBW = as specified in table
3. VBW  $\geq$  (3 $\times$ RBW)
4. Detector = peak
5. Sweep time = auto
6. Trace mode = max hold
7. Allow sweeps to continue until the trace stabilizes

**Table. RBW as a function of frequency**

Frequency	RBW
9 kHz to 150 kHz	200 Hz to 300 Hz
0.15 MHz to 30 MHz	9 kHz to 10 kHz
30 MHz to 1 000 MHz	100 kHz to 120 kHz
> 1 000 MHz	1 MHz

**Average field strength measurements****Trace averaging with continuous EUT transmission at full power**

If the EUT can be configured or modified to transmit continuously ( $D \geq 98\%$ ), then the average emission levels shall be measured using the following method (with EUT transmitting continuously):

1. RBW = 1 MHz (unless otherwise specified).
2. VBW  $\geq$  (3 $\times$ RBW).
3. Detector = RMS (power averaging), if  $[\text{span} / (\# \text{ of points in sweep})] \leq (\text{RBW} / 2)$ . Satisfying this condition may require increasing the number of points in the sweep or reducing the span. If this condition cannot be satisfied, then the detector mode shall be set to peak.
4. Averaging type = power (i.e., rms):
  - 1) As an alternative, the detector and averaging type may be set for linear voltage averaging.
  - 2) Some instruments require linear display mode to use linear voltage averaging. Log or dB averaging shall not be used.
5. Sweep time = auto.
6. Perform a trace average of at least 100 traces.

**Trace averaging across ON and OFF times of the EUT transmissions followed by duty cycle correction**

If continuous transmission of the EUT ( $D \geq 98\%$ ) cannot be achieved and the duty cycle is constant (duty cycle variations are less than  $\pm 2\%$ ), then the following procedure shall be used:

1. The EUT shall be configured to operate at the maximum achievable duty cycle.
2. Measure the duty cycle D of the transmitter output signal as described in 11.6.
3. RBW = 1 MHz (unless otherwise specified).
4. VBW  $\geq$  [3  $\times$  RBW].
5. Detector = RMS (power averaging), if  $[\text{span} / (\# \text{ of points in sweep})] \leq (\text{RBW} / 2)$ . Satisfying this condition may require increasing the number of points in the sweep or reducing the span. If this condition cannot be satisfied, then the detector mode shall be set to peak.

## KCTL Inc.

65, Sinwon-ro, Yeongtong-gu,  
Suwon-si, Gyeonggi-do, 16677, Korea  
TEL: 82-31-285-0894 FAX: 82-505-299-8311  
[www.kctl.co.kr](http://www.kctl.co.kr)

Report No.:  
KR22-SRF0050  
Page (68) of (183)



6. Averaging type = power (i.e., rms):
  - 1) As an alternative, the detector and averaging type may be set for linear voltage averaging.
  - 2) Some instruments require linear display mode to use linear voltage averaging. Log or dB averaging shall not be used.
7. Sweep time = auto.
8. Perform a trace average of at least 100 traces.
9. A correction factor shall be added to the measurement results prior to comparing with the emission limit to compute the emission level that would have been measured had the test been performed at 100% duty cycle. The correction factor is computed as follows:
  - 1) If power averaging (rms) mode was used in step f), then the applicable correction factor is  $[10 \log (1 / D)]$ , where D is the duty cycle.
  - 2) If linear voltage averaging mode was used in step f), then the applicable correction factor is  $[20 \log (1 / D)]$ , where D is the duty cycle.
  - 3) If a specific emission is demonstrated to be continuous ( $D \geq 98\%$ ) rather than turning ON and OFF with the transmit cycle, then no duty cycle correction is required for that emission.

### **Notes:**

1.  $f < 30$  MHz, extrapolation factor of 40 dB/decade of distance.  $F_d = 40 \log(D_m/D_s)$   
 $f \geq 30$  MHz, extrapolation factor of 20 dB/decade of distance.  $F_d = 20 \log(D_m/D_s)$   
Where:
  - $F_d$  = Distance factor in dB
  - $D_m$  = Measurement distance in meters
  - $D_s$  = Specification distance in meters
2. Factors(dB) = Antenna factor(dB/m) + Cable loss(dB) + or Amp. gain(dB) + or  $F_d$ (dB)
3. The worst-case emissions are reported however emissions whose levels were not within 20 dB of respective limits were not reported.
4. Average test would be performed if the peak result were greater than the average limit.
5. <sup>1)</sup> means restricted band.
6. The limits in CFR 47, Part 15, Subpart C, paragraph 15.209 (a), are identical to those in RSS-GEN Section 8.9, Table 6, since the measurements are performed in terms of magnetic field strength and converted to electric field strength levels (as reported in the table) using the free space impedance of 377Ω. For example, the measurement frequency X kHz resulted in a level of Y dBμV/m, which is equivalent to  $Y - 51.5 = Z$  dBμA/m, which has the same margin, W dB, to the corresponding RSS-GEN Table 6 limit as it has to be 15.209(a) limit.

# KCTL Inc.

65, Sinwon-ro, Yeongtong-gu,  
Suwon-si, Gyeonggi-do, 16677, Korea  
TEL: 82-31-285-0894 FAX: 82-505-299-8311  
[www.kctl.co.kr](http://www.kctl.co.kr)

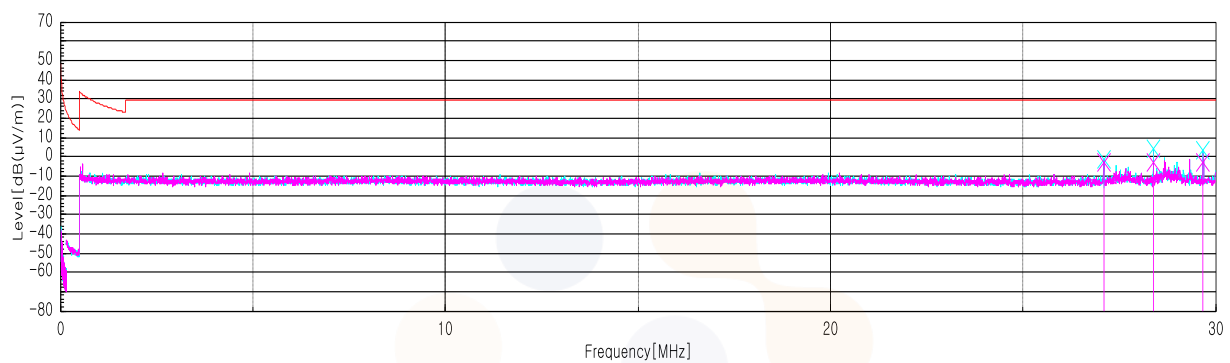
Report No.:  
KR22-SRF0050  
Page (69) of (183)



## Test results (Below 30 MHz) – Worst case: 802.11g 2TX MIMO / 2 462 MHz

Frequency	Pol.	Reading	Ant. Factor	Amp. +Cable	Distance Factor	DCF	Result	Limit	Margin
[MHz]	[V/H]	[dB(μV)]	[dB]	[dB]	[dB]	[dB]	[dB(μV/m)]	[dB(μV/m)]	[dB]
27.10	V	46.90	20.51	-30.45	40.00	-	-3.04	29.50	32.54
28.39	V	47.20	20.33	-30.38	40.00	-	-2.85	29.50	32.35
29.68	V	46.70	20.14	-30.36	40.00	-	-3.52	29.50	33.02

### Horizontal/Vertical



# KCTL Inc.

65, Sinwon-ro, Yeongtong-gu,  
Suwon-si, Gyeonggi-do, 16677, Korea  
TEL: 82-31-285-0894 FAX: 82-505-299-8311  
[www.kctl.co.kr](http://www.kctl.co.kr)

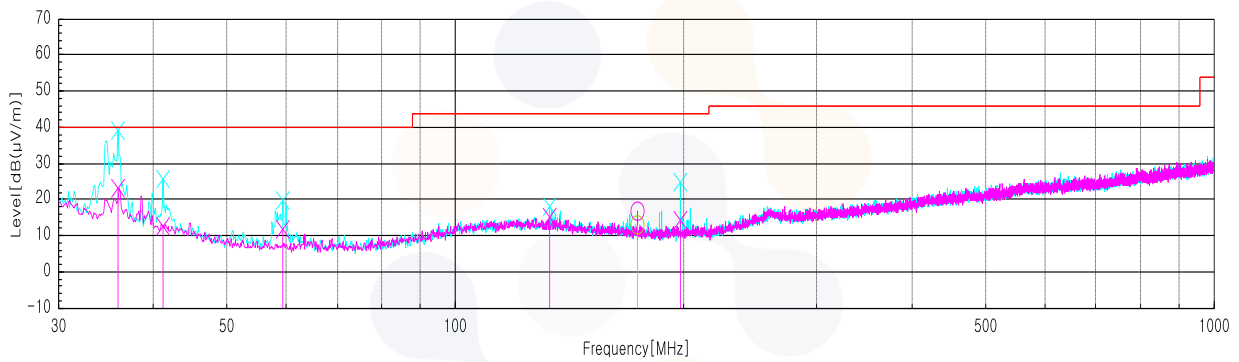
Report No.:  
KR22-SRF0050  
Page (70) of (183)



## Test results (Below 1 000 MHz) – Worst case: 802.11g 2TX MIMO / 2 462 MHz

Frequency	Pol.	Reading	Ant. Factor	Amp. + Cable	DCF	Result	Limit	Margin
(MHz)	(V/H)	(dB( $\mu V$ ))	(dB)	(dB)	(dB)	(dB( $\mu V/m$ ))	(dB( $\mu V/m$ ))	(dB)
<b>Quasi peak data</b>								
35.94	V	32.00	21.23	-30.16	-	23.07	40.00	16.93
41.28	V	24.40	18.33	-30.03	-	12.70	40.00	27.30
59.34	V	28.90	12.30	-29.55	-	11.65	40.00	28.35
133.43 <sup>1)</sup>	V	25.10	17.76	-27.98	-	14.88	43.50	28.62
173.92	H	24.80	15.30	-27.24	-	12.86	43.50	30.64
198.17	V	26.10	15.12	-26.97	-	14.25	43.50	29.25

### Horizontal/Vertical



# KCTL Inc.

65, Sinwon-ro, Yeongtong-gu,  
Suwon-si, Gyeonggi-do, 16677, Korea  
TEL: 82-31-285-0894 FAX: 82-505-299-8311  
[www.kctl.co.kr](http://www.kctl.co.kr)

Report No.:  
KR22-SRF0050  
Page (71) of (183)



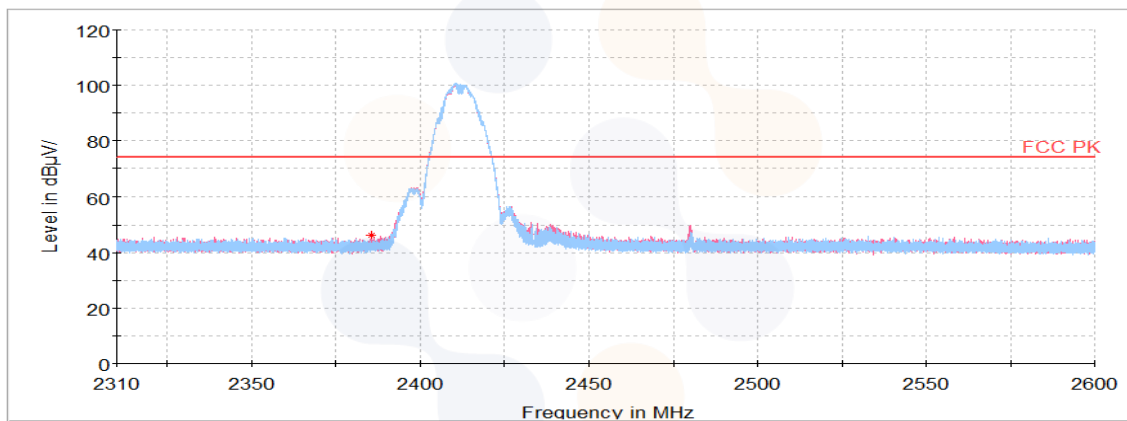
## Test results (Above 1 000 MHz)

### SISO ANT 1

#### 802.11b\_2 412 MHz

Frequency	Pol.	Reading	Ant. Factor	Amp. + Cable	DCF	Result	Limit	Margin
(MHz)	(V/H)	(dB( $\mu V$ ))	(dB)	(dB)	(dB)	(dB( $\mu V/m$ ))	(dB( $\mu V/m$ ))	(dB)
<b>Peak data</b>								
2 385.64 <sup>1)</sup>	V	41.08	31.95	-26.77	-	46.26	74.00	27.74
4 823.58 <sup>1)</sup>	V	63.90	33.64	-51.93	-	45.61	74.00	28.39
7 167.59	V	59.41	35.43	-49.97	-	44.87	74.00	29.13
<b>Average Data</b>								
No spurious emissions were detected within 20 dB of the limit.								

### Horizontal/Vertical for Band-edge





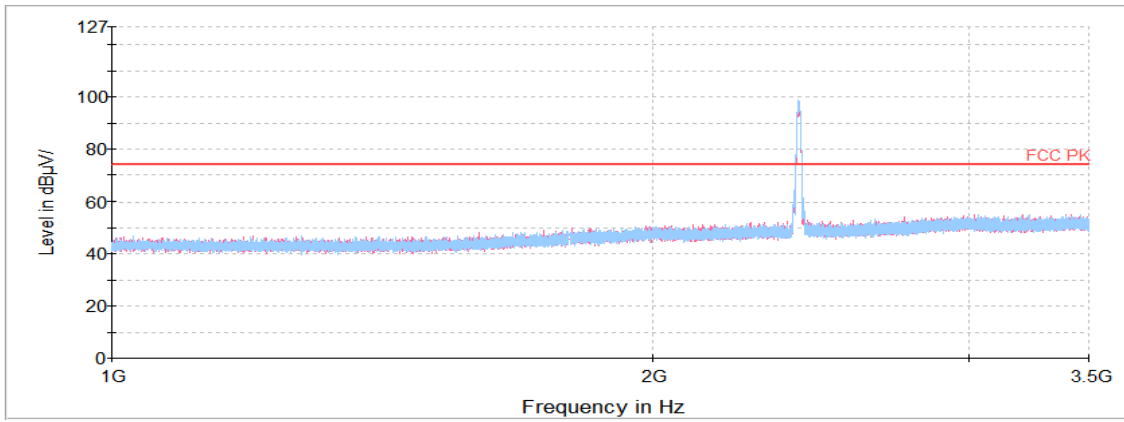
# KCTL Inc.

65, Sinwon-ro, Yeongtong-gu,  
Suwon-si, Gyeonggi-do, 16677, Korea  
TEL: 82-31-285-0894 FAX: 82-505-299-8311  
[www.kctl.co.kr](http://www.kctl.co.kr)

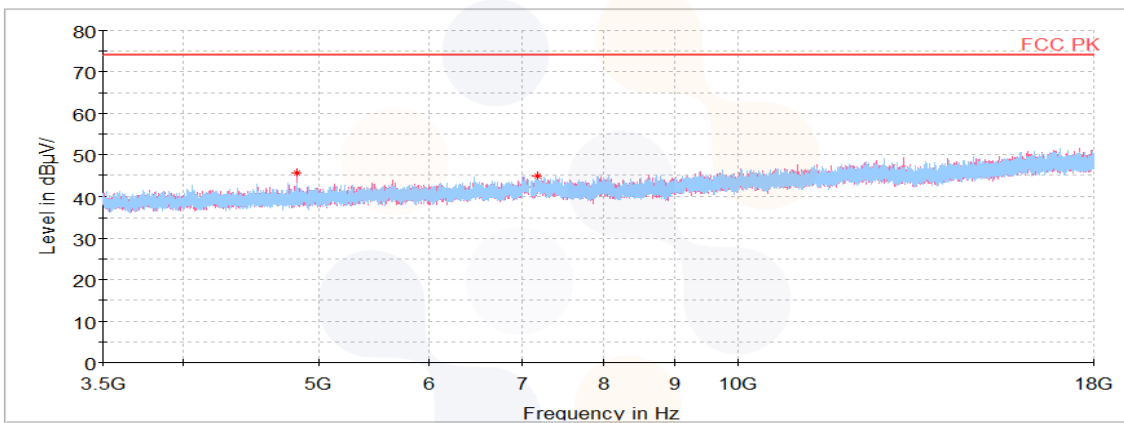
Report No.:  
KR22-SRF0050  
Page (72) of (183)



## Horizontal/Vertical for 1 GHz ~ 3.5 GHz



## Horizontal/Vertical for 3.5 GHz ~ 18 GHz



# KCTL Inc.

65, Sinwon-ro, Yeongtong-gu,  
Suwon-si, Gyeonggi-do, 16677, Korea  
TEL: 82-31-285-0894 FAX: 82-505-299-8311  
[www.kctl.co.kr](http://www.kctl.co.kr)

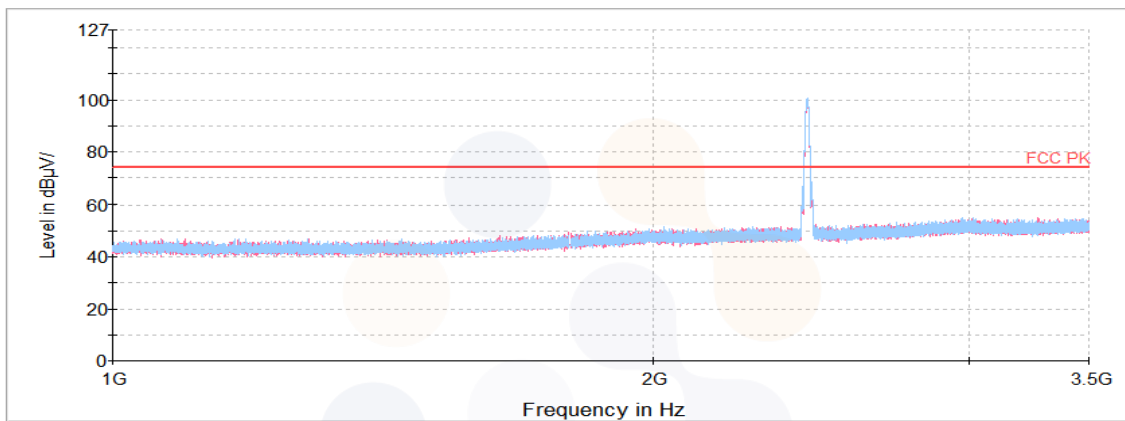
Report No.:  
KR22-SRF0050  
Page (73) of (183)



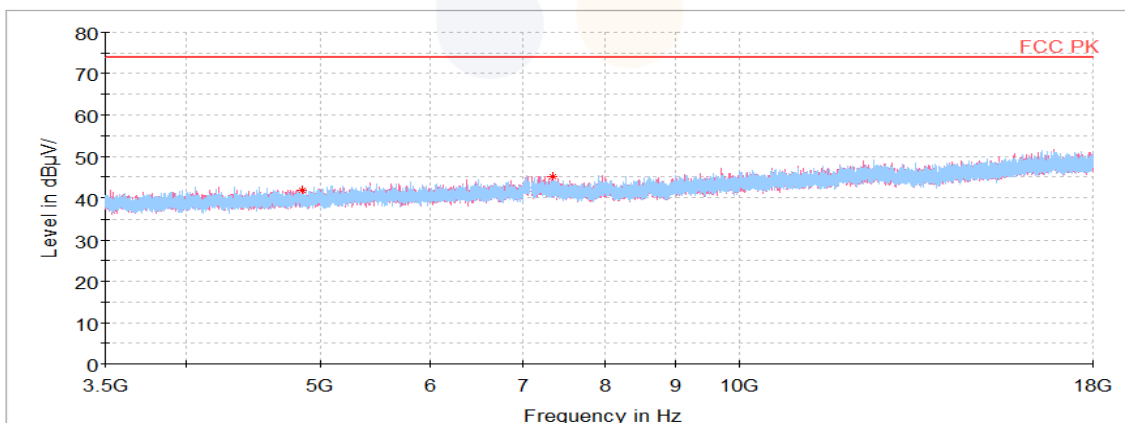
## 802.11b\_2 437 MHz

Frequency (MHz)	Pol. (V/H)	Reading (dB( $\mu$ V))	Ant. Factor (dB)	Amp. + Cable (dB)	DCF (dB)	Result (dB( $\mu$ V/m))	Limit (dB( $\mu$ V/m))	Margin (dB)
<b>Peak data</b>								
4 853.94 <sup>1)</sup>	V	60.10	33.63	-51.93	-	41.80	74.00	32.20
7 348.84 <sup>1)</sup>	V	59.75	35.36	-49.96	-	45.15	74.00	28.85
<b>Average Data</b>								
No spurious emissions were detected within 20 dB of the limit.								

### Horizontal/Vertical for 1 GHz ~ 3.5 GHz



### Horizontal/Vertical for 3.5 GHz ~ 18 GHz



# KCTL Inc.

65, Sinwon-ro, Yeongtong-gu,  
Suwon-si, Gyeonggi-do, 16677, Korea  
TEL: 82-31-285-0894 FAX: 82-505-299-8311  
[www.kctl.co.kr](http://www.kctl.co.kr)

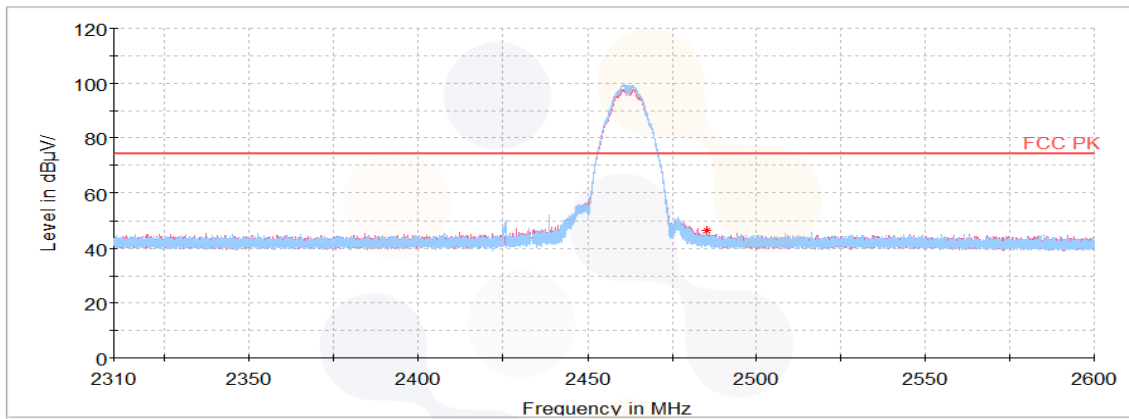
Report No.:  
KR22-SRF0050  
Page (74) of (183)



## 802.11b\_2 462 MHz

Frequency (MHz)	Pol. (V/H)	Reading (dB( $\mu V$ ))	Ant. Factor (dB)	Amp. + Cable (dB)	DCF (dB)	Result (dB( $\mu V/m$ ))	Limit (dB( $\mu V/m$ ))	Margin (dB)
<b>Peak data</b>								
2 485.35 <sup>1)</sup>	V	41.27	32.17	-26.86	-	46.58	74.00	27.42
4 923.72 <sup>1)</sup>	V	60.22	33.62	-51.92	-	41.92	74.00	32.08
5 685.88	H	61.15	34.82	-51.36	-	44.61	74.00	29.39
7 360.63 <sup>1)</sup>	H	59.58	35.36	-49.96	-	44.98	74.00	29.02
<b>Average Data</b>								
No spurious emissions were detected within 20 dB of the limit.								

### Horizontal/Vertical for Band-edge



# KCTL Inc.

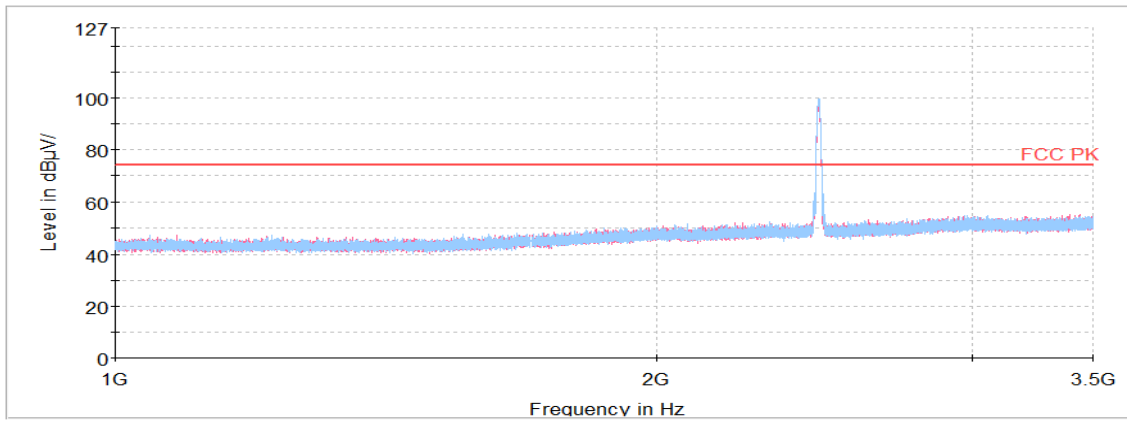
65, Sinwon-ro, Yeongtong-gu,  
Suwon-si, Gyeonggi-do, 16677, Korea  
TEL: 82-31-285-0894 FAX: 82-505-299-8311  
[www.kctl.co.kr](http://www.kctl.co.kr)

Report No.:  
KR22-SRF0050  
Page (75) of (183)

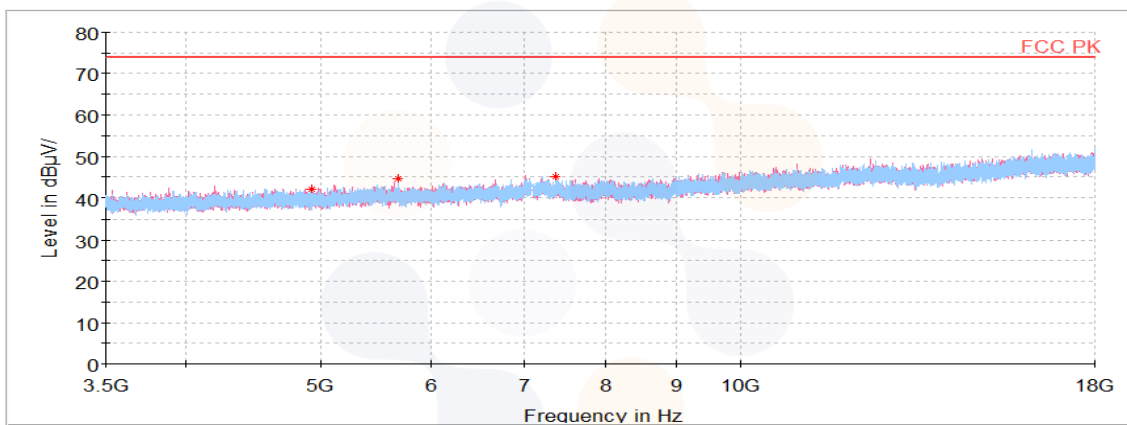


KCTL

## Horizontal/Vertical for 1 GHz ~ 3.5 GHz



## Horizontal/Vertical for 3.5 GHz ~ 18 GHz



# KCTL Inc.

65, Sinwon-ro, Yeongtong-gu,  
Suwon-si, Gyeonggi-do, 16677, Korea  
TEL: 82-31-285-0894 FAX: 82-505-299-8311  
[www.kctl.co.kr](http://www.kctl.co.kr)

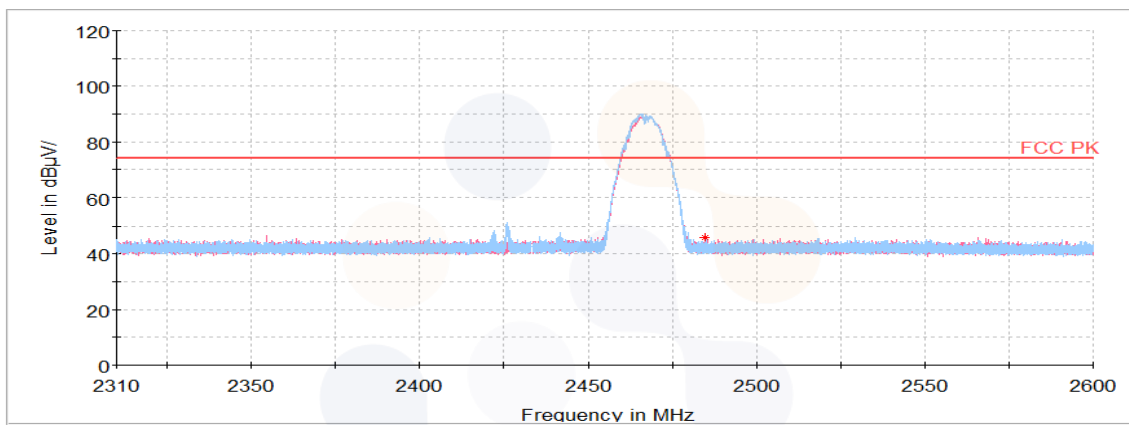
Report No.:  
KR22-SRF0050  
Page (76) of (183)



## 802.11b\_2 467 MHz

Frequency (MHz)	Pol. (V/H)	Reading (dB( $\mu$ V))	Ant. Factor (dB)	Amp. + Cable (dB)	DCF (dB)	Result (dB( $\mu$ V/m))	Limit (dB( $\mu$ V/m))	Margin (dB)
<b>Peak data</b>								
2 484.51 <sup>1)</sup>	V	40.65	32.17	-26.86	-	45.96	74.00	28.04
5 030.66 <sup>1)</sup>	H	61.46	33.66	-51.91	-	43.21	74.00	30.79
7 432.67 <sup>1)</sup>	H	59.29	35.33	-49.96	-	44.66	74.00	29.34
<b>Average Data</b>								
No spurious emissions were detected within 20 dB of the limit.								

## Horizontal/Vertical for Band-edge



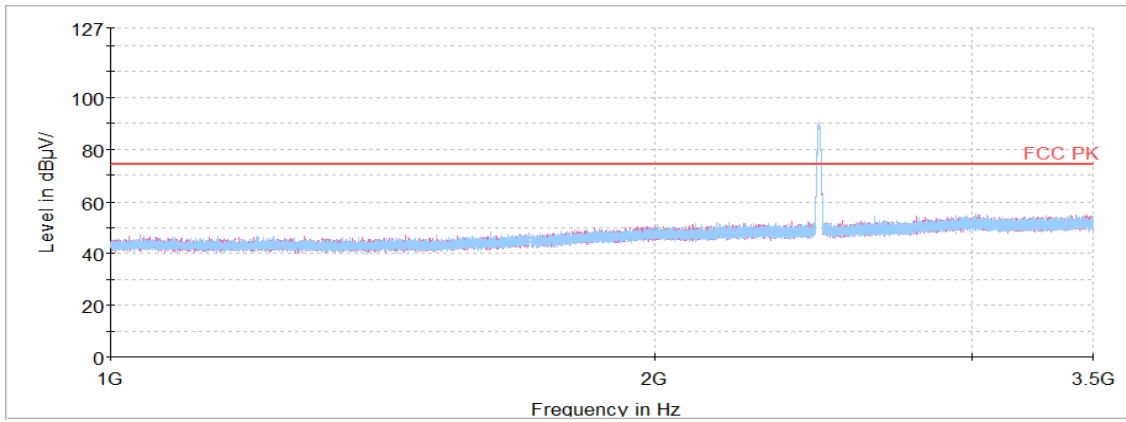
# KCTL Inc.

65, Sinwon-ro, Yeongtong-gu,  
Suwon-si, Gyeonggi-do, 16677, Korea  
TEL: 82-31-285-0894 FAX: 82-505-299-8311  
[www.kctl.co.kr](http://www.kctl.co.kr)

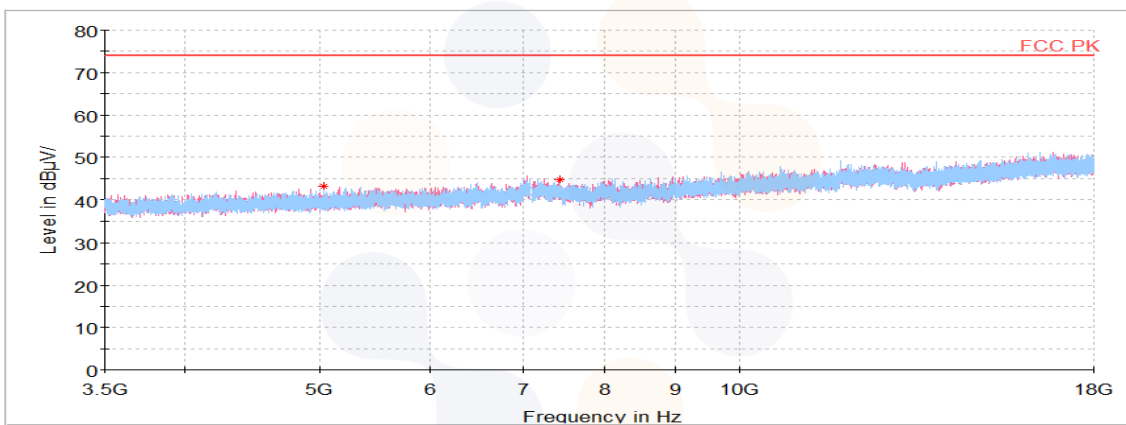
Report No.:  
KR22-SRF0050  
Page (77) of (183)



## Horizontal/Vertical for 1 GHz ~ 3.5 GHz



## Horizontal/Vertical for 3.5 GHz ~ 18 GHz



# KCTL Inc.

65, Sinwon-ro, Yeongtong-gu,  
Suwon-si, Gyeonggi-do, 16677, Korea  
TEL: 82-31-285-0894 FAX: 82-505-299-8311  
[www.kctl.co.kr](http://www.kctl.co.kr)

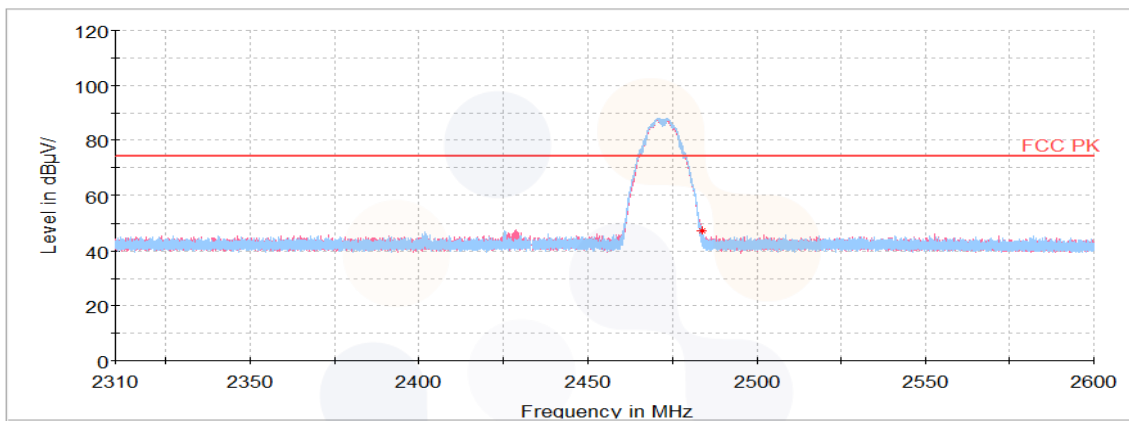
Report No.:  
KR22-SRF0050  
Page (78) of (183)



## 802.11b\_2 472 MHz

Frequency (MHz)	Pol. (V/H)	Reading (dB( $\mu$ V))	Ant. Factor (dB)	Amp. + Cable (dB)	DCF (dB)	Result (dB( $\mu$ V/m))	Limit (dB( $\mu$ V/m))	Margin (dB)
<b>Peak data</b>								
2 483.60 <sup>1)</sup>	V	42.08	32.16	-26.86	-	47.38	74.00	26.62
4 969.94 <sup>1)</sup>	H	60.49	33.61	-51.92	-	42.18	74.00	31.82
7 412.28 <sup>1)</sup>	H	59.44	35.34	-49.96	-	44.82	74.00	29.18
<b>Average Data</b>								
No spurious emissions were detected within 20 dB of the limit.								

### Horizontal/Vertical for Band-edge



# KCTL Inc.

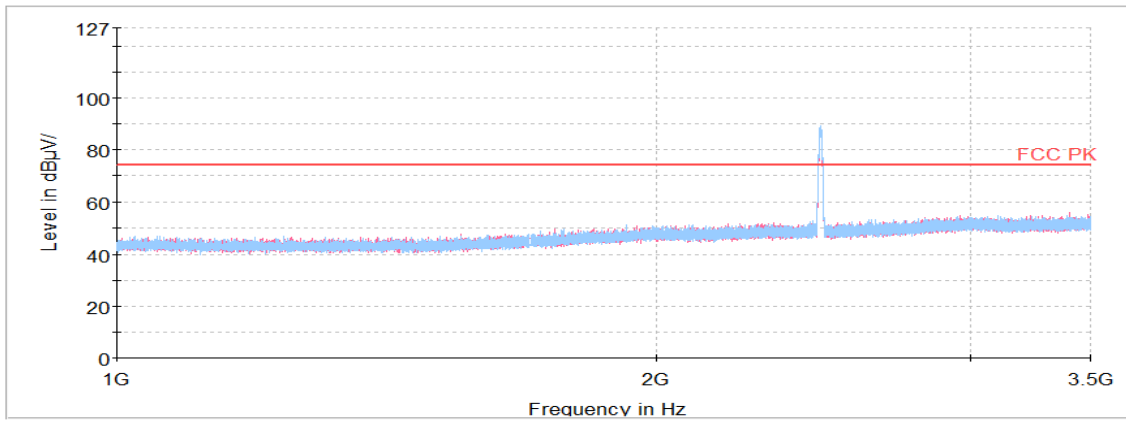
65, Sinwon-ro, Yeongtong-gu,  
Suwon-si, Gyeonggi-do, 16677, Korea  
TEL: 82-31-285-0894 FAX: 82-505-299-8311  
[www.kctl.co.kr](http://www.kctl.co.kr)

Report No.:  
KR22-SRF0050  
Page (79) of (183)

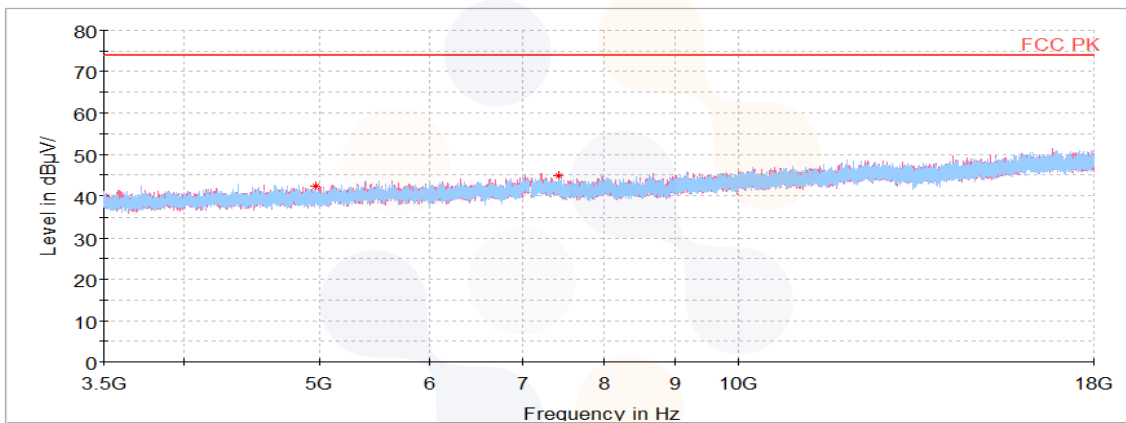


KCTL

## Horizontal/Vertical for 1 GHz ~ 3.5 GHz



## Horizontal/Vertical for 3.5 GHz ~ 18 GHz





# KCTL Inc.

65, Sinwon-ro, Yeongtong-gu,  
Suwon-si, Gyeonggi-do, 16677, Korea  
TEL: 82-31-285-0894 FAX: 82-505-299-8311  
[www.kctl.co.kr](http://www.kctl.co.kr)

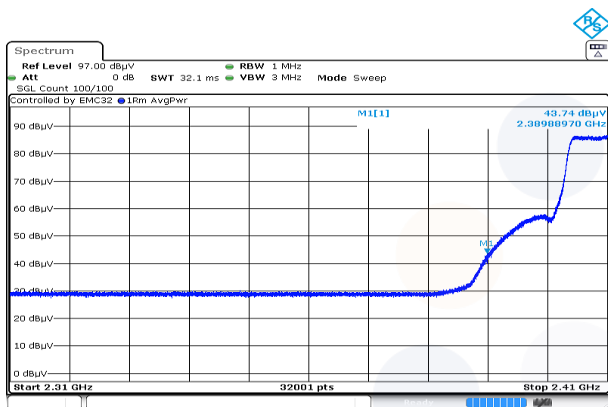
Report No.:  
KR22-SRF0050  
Page (80) of (183)



## 802.11g\_2 412 MHz

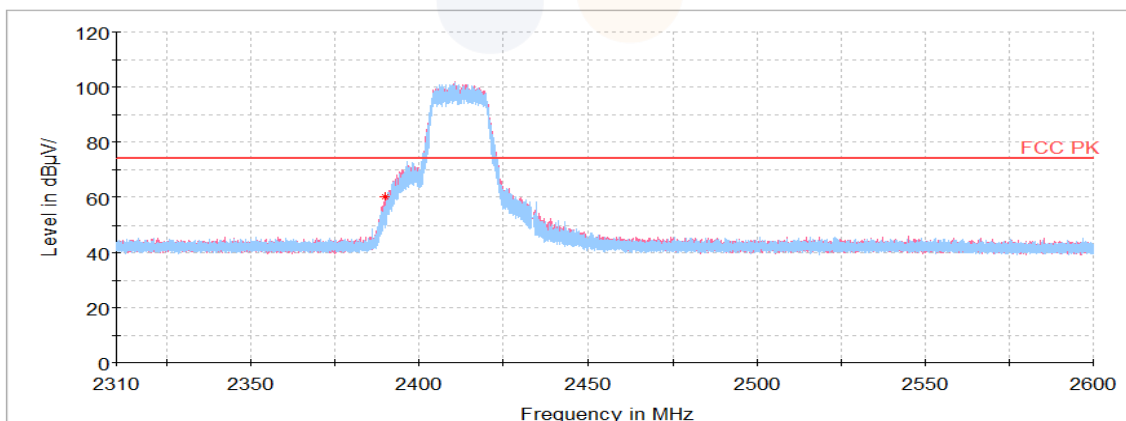
Frequency	Pol.	Reading	Ant. Factor	Amp. + Cable	DCF	Result	Limit	Margin
(MHz)	(V/H)	(dB(μV))	(dB)	(dB)	(dB)	(dB(μV/m))	(dB(μV/m))	(dB)
<b>Peak data</b>								
2 389.89 <sup>1)</sup>	V	54.63	31.96	-26.77	-	59.82	74.00	14.18
4 848.50 <sup>1)</sup>	V	61.37	33.63	-51.93	-	43.07	74.00	30.93
7 253.69 <sup>1)</sup>	H	59.85	35.40	-49.97	-	45.28	74.00	28.72
<b>Average Data</b>								
2 389.89 <sup>1)</sup>	V	43.74	31.96	-26.77	0.12	49.05	54.00	4.95

### Average data



Blank

### Horizontal/Vertical for Band-edge



# KCTL Inc.

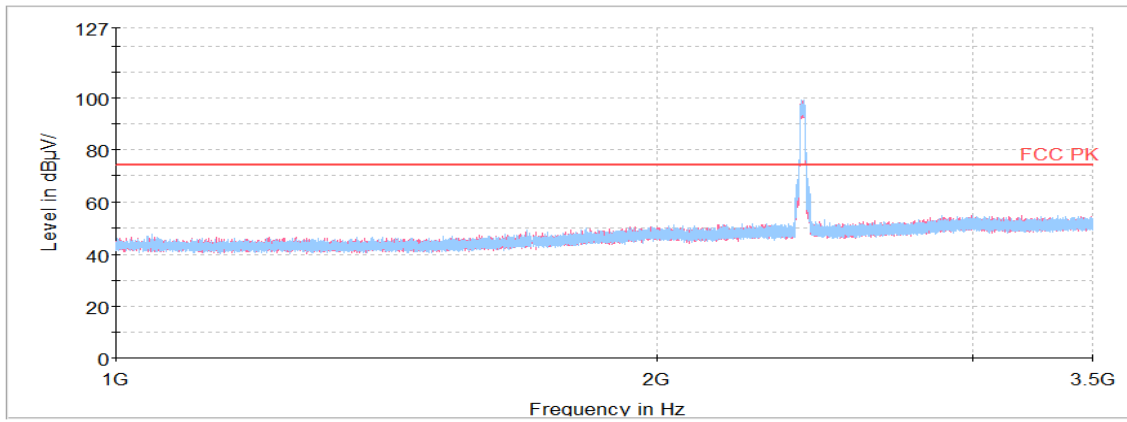
65, Sinwon-ro, Yeongtong-gu,  
Suwon-si, Gyeonggi-do, 16677, Korea  
TEL: 82-31-285-0894 FAX: 82-505-299-8311  
[www.kctl.co.kr](http://www.kctl.co.kr)

Report No.:  
KR22-SRF0050  
Page (81) of (183)

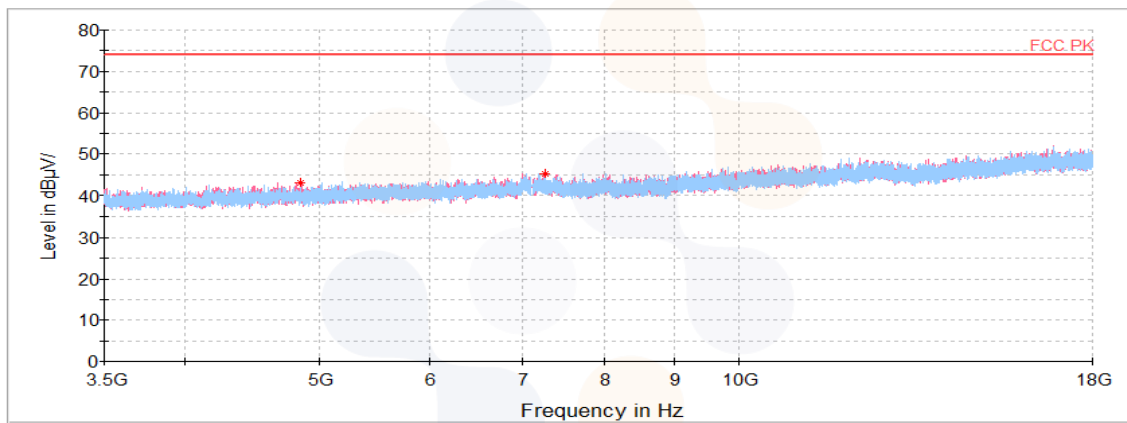


KCTL

## Horizontal/Vertical for 1 GHz ~ 3.5 GHz



## Horizontal/Vertical for 3.5 GHz ~ 18 GHz



# KCTL Inc.

65, Sinwon-ro, Yeongtong-gu,  
Suwon-si, Gyeonggi-do, 16677, Korea  
TEL: 82-31-285-0894 FAX: 82-505-299-8311  
[www.kctl.co.kr](http://www.kctl.co.kr)

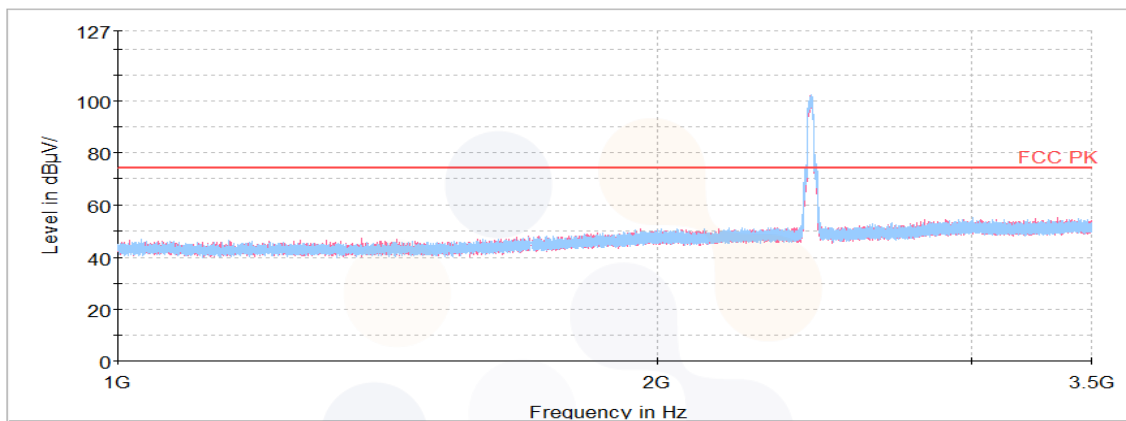
Report No.:  
KR22-SRF0050  
Page (82) of (183)



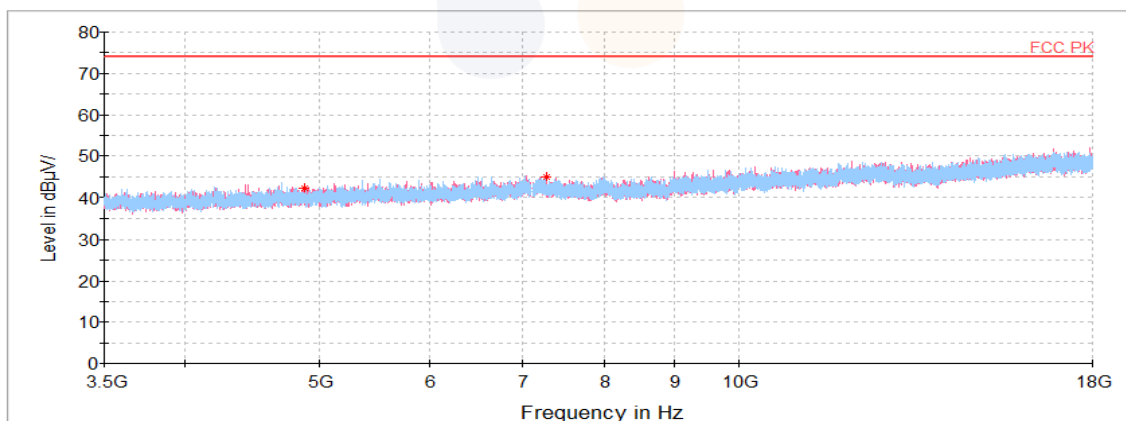
## 802.11g\_2 437 MHz

Frequency (MHz)	Pol. (V/H)	Reading (dB( $\mu$ V))	Ant. Factor (dB)	Amp. + Cable (dB)	DCF (dB)	Result (dB( $\mu$ V/m))	Limit (dB( $\mu$ V/m))	Margin (dB)
<b>Peak data</b>								
4 878.41 <sup>1)</sup>	V	60.50	33.62	-51.93	-	42.19	74.00	31.81
7 269.09 <sup>1)</sup>	V	59.56	35.39	-49.96	-	44.99	74.00	29.01
<b>Average Data</b>								
No spurious emissions were detected within 20 dB of the limit.								

### Horizontal/Vertical for 1 GHz ~ 3.5 GHz



### Horizontal/Vertical for 3.5 GHz ~ 18 GHz



# KCTL Inc.

65, Sinwon-ro, Yeongtong-gu,  
Suwon-si, Gyeonggi-do, 16677, Korea  
TEL: 82-31-285-0894 FAX: 82-505-299-8311  
[www.kctl.co.kr](http://www.kctl.co.kr)

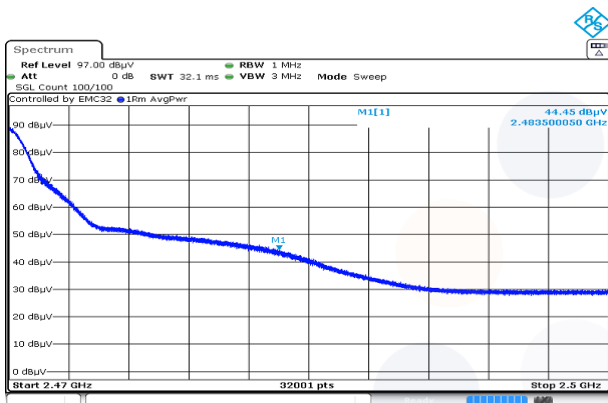
Report No.:  
KR22-SRF0050  
Page (83) of (183)



## 802.11g\_2 462 MHz

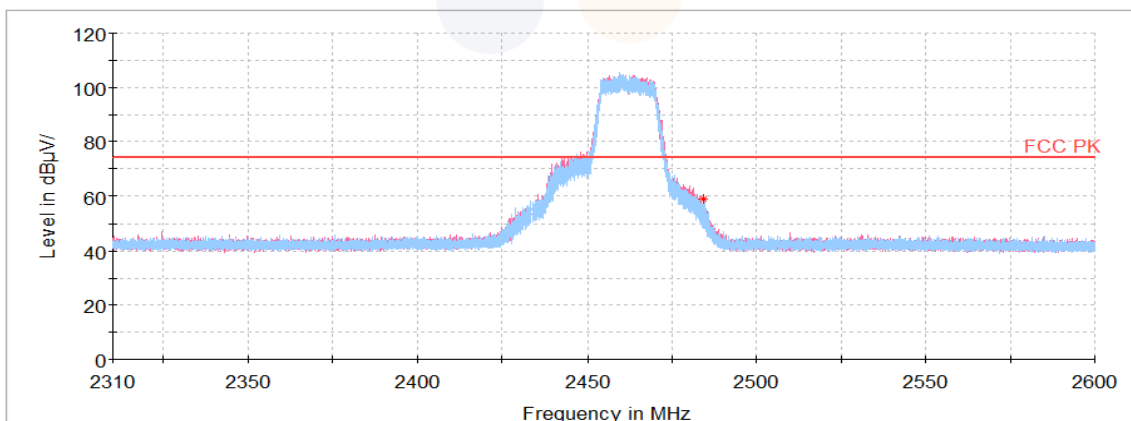
Frequency	Pol.	Reading	Ant. Factor	Amp. + Cable	DCF	Result	Limit	Margin
(MHz)	(V/H)	(dB( $\mu$ V))	(dB)	(dB)	(dB)	(dB( $\mu$ V/m))	(dB( $\mu$ V/m))	(dB)
<b>Peak data</b>								
2 483.50 <sup>1)</sup>	H	53.61	32.16	-26.86	-	58.91	74.00	15.09
4 919.64 <sup>1)</sup>	H	60.62	33.62	-51.92	-	42.32	74.00	31.68
7 381.02 <sup>1)</sup>	H	59.52	35.35	-49.96	-	44.91	74.00	29.09
<b>Average Data</b>								
2 483.50 <sup>1)</sup>	H	44.45	32.16	-26.86	0.12	49.87	54.00	4.13

### Average data



Blank

### Horizontal/Vertical for Band-edge



# KCTL Inc.

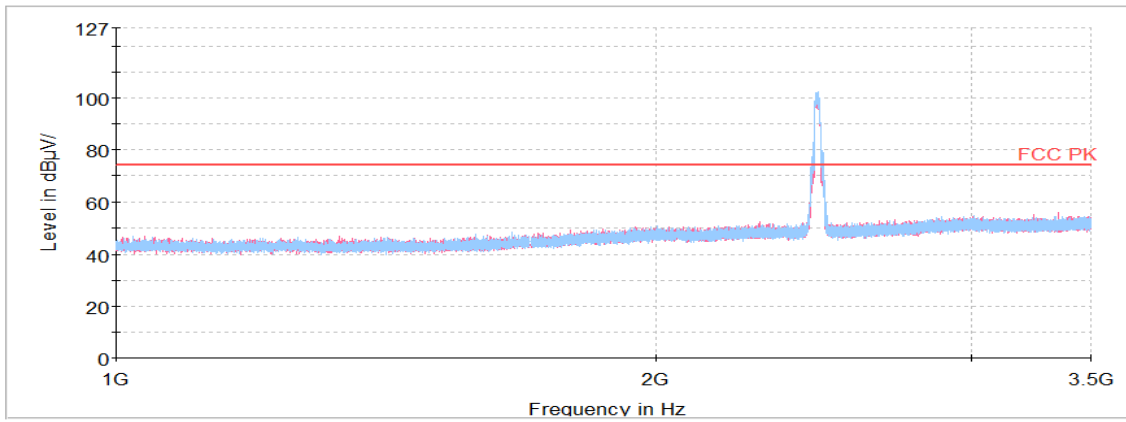
65, Sinwon-ro, Yeongtong-gu,  
Suwon-si, Gyeonggi-do, 16677, Korea  
TEL: 82-31-285-0894 FAX: 82-505-299-8311  
[www.kctl.co.kr](http://www.kctl.co.kr)

Report No.:  
KR22-SRF0050  
Page (84) of (183)

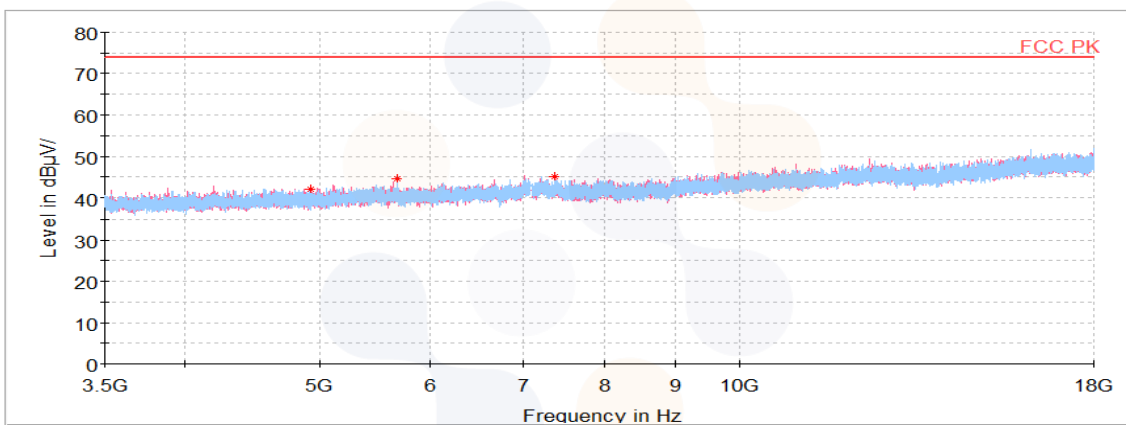


KCTL

## Horizontal/Vertical for 1 GHz ~ 3.5 GHz



## Horizontal/Vertical for 3.5 GHz ~ 18 GHz



# KCTL Inc.

65, Sinwon-ro, Yeongtong-gu,  
Suwon-si, Gyeonggi-do, 16677, Korea  
TEL: 82-31-285-0894 FAX: 82-505-299-8311  
[www.kctl.co.kr](http://www.kctl.co.kr)

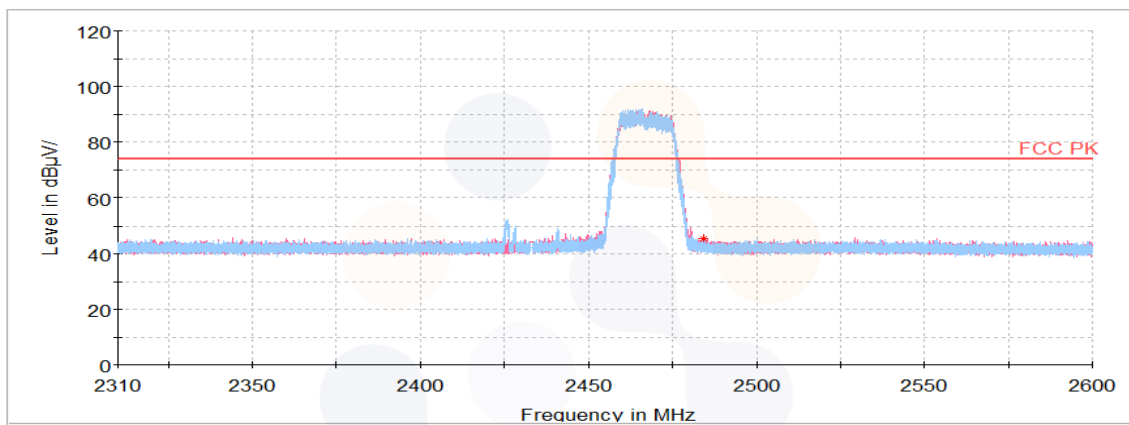
Report No.:  
KR22-SRF0050  
Page (85) of (183)



## 802.11g\_2 467 MHz

Frequency (MHz)	Pol. (V/H)	Reading (dB( $\mu$ V))	Ant. Factor (dB)	Amp. + Cable (dB)	DCF (dB)	Result (dB( $\mu$ V/m))	Limit (dB( $\mu$ V/m))	Margin (dB)
<b>Peak data</b>								
2 484.01 <sup>1)</sup>	V	40.17	32.16	-26.86	-	45.47	74.00	28.53
4 949.09 <sup>1)</sup>	H	60.31	33.61	-51.92	-	42.00	74.00	32.00
7 378.75 <sup>1)</sup>	H	59.44	35.35	-49.96	-	44.83	74.00	29.17
<b>Average Data</b>								
No spurious emissions were detected within 20 dB of the limit.								

## Horizontal/Vertical for Band-edge



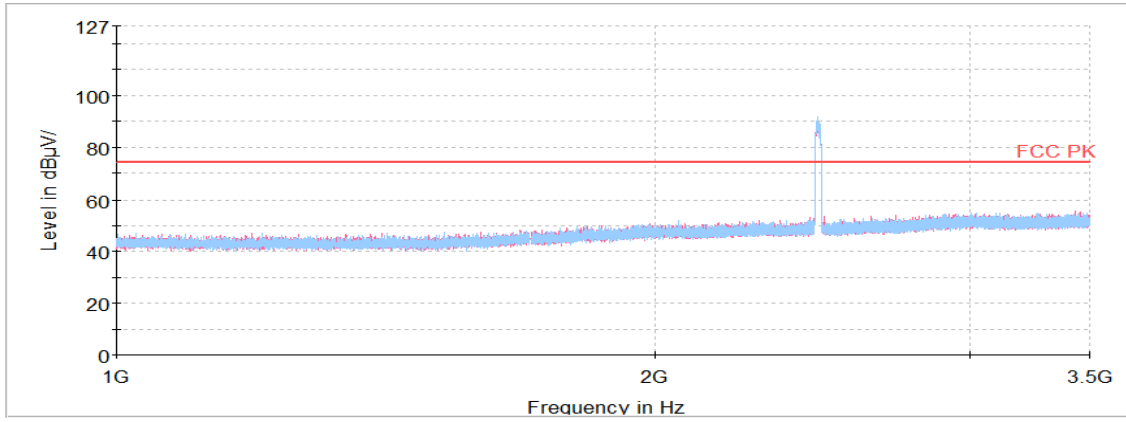
# KCTL Inc.

65, Sinwon-ro, Yeongtong-gu,  
Suwon-si, Gyeonggi-do, 16677, Korea  
TEL: 82-31-285-0894 FAX: 82-505-299-8311  
[www.kctl.co.kr](http://www.kctl.co.kr)

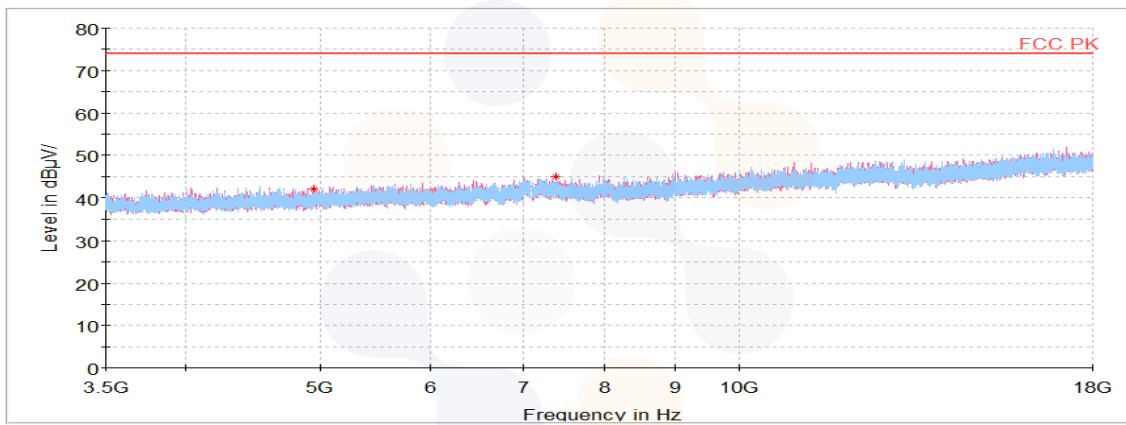
Report No.:  
KR22-SRF0050  
Page (86) of (183)



## Horizontal/Vertical for 1 GHz ~ 3.5 GHz



## Horizontal/Vertical for 3.5 GHz ~ 18 GHz



# KCTL Inc.

65, Sinwon-ro, Yeongtong-gu,  
Suwon-si, Gyeonggi-do, 16677, Korea  
TEL: 82-31-285-0894 FAX: 82-505-299-8311  
[www.kctl.co.kr](http://www.kctl.co.kr)

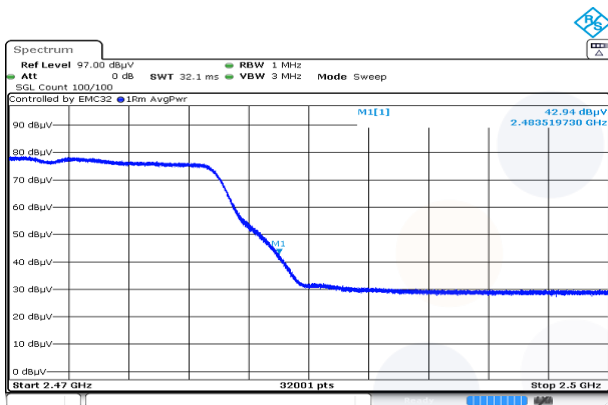
Report No.:  
KR22-SRF0050  
Page (87) of (183)



## 802.11g\_2 472 MHz

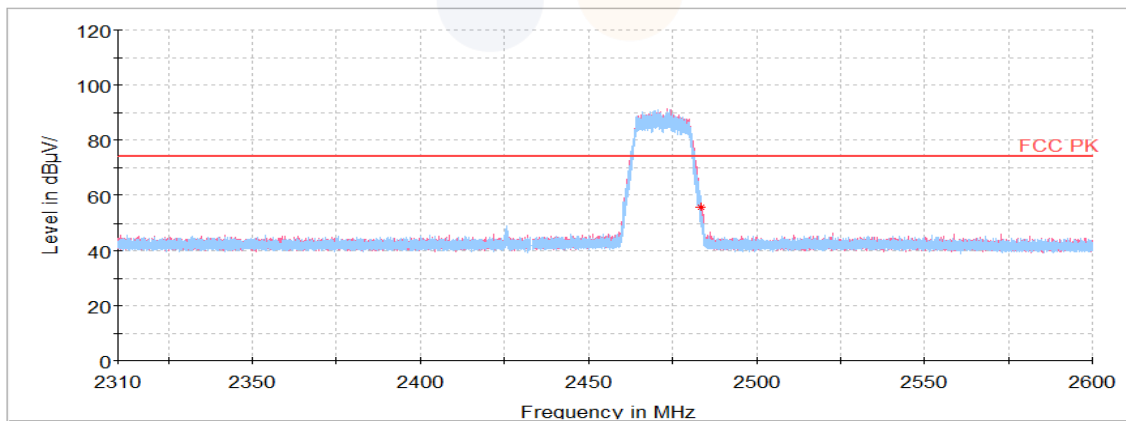
Frequency	Pol.	Reading	Ant. Factor	Amp. + Cable	DCF	Result	Limit	Margin
(MHz)	(V/H)	(dB(μV))	(dB)	(dB)	(dB)	(dB(μV/m))	(dB(μV/m))	(dB)
<b>Peak data</b>								
2 483.52 <sup>1)</sup>	V	50.72	32.16	-26.86	-	56.02	74.00	17.98
4 863.00 <sup>1)</sup>	V	60.84	33.63	-51.93	-	42.54	74.00	31.46
7 415.91 <sup>1)</sup>	V	59.05	35.33	-49.96	-	44.42	74.00	29.58
<b>Average Data</b>								
2 483.52 <sup>1)</sup>	V	42.94	32.16	-26.86	0.12	48.36	54.00	5.64

### Average data



Blank

### Horizontal/Vertical for Band-edge





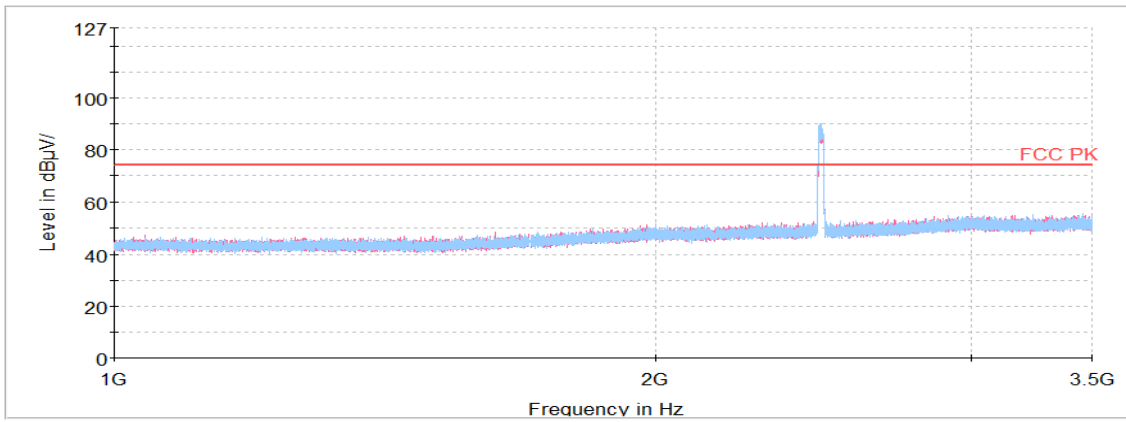
# KCTL Inc.

65, Sinwon-ro, Yeongtong-gu,  
Suwon-si, Gyeonggi-do, 16677, Korea  
TEL: 82-31-285-0894 FAX: 82-505-299-8311  
[www.kctl.co.kr](http://www.kctl.co.kr)

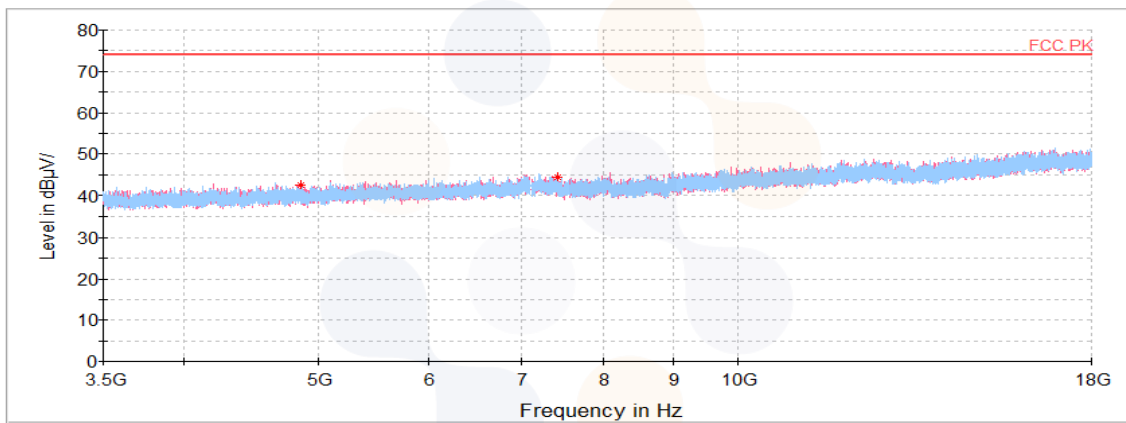
Report No.:  
KR22-SRF0050  
Page (88) of (183)



## Horizontal/Vertical for 1 GHz ~ 3.5 GHz



## Horizontal/Vertical for 3.5 GHz ~ 18 GHz



# KCTL Inc.

65, Sinwon-ro, Yeongtong-gu,  
Suwon-si, Gyeonggi-do, 16677, Korea  
TEL: 82-31-285-0894 FAX: 82-505-299-8311  
[www.kctl.co.kr](http://www.kctl.co.kr)

Report No.:  
KR22-SRF0050  
Page (89) of (183)



## 802.11n HT20\_2 412 MHz

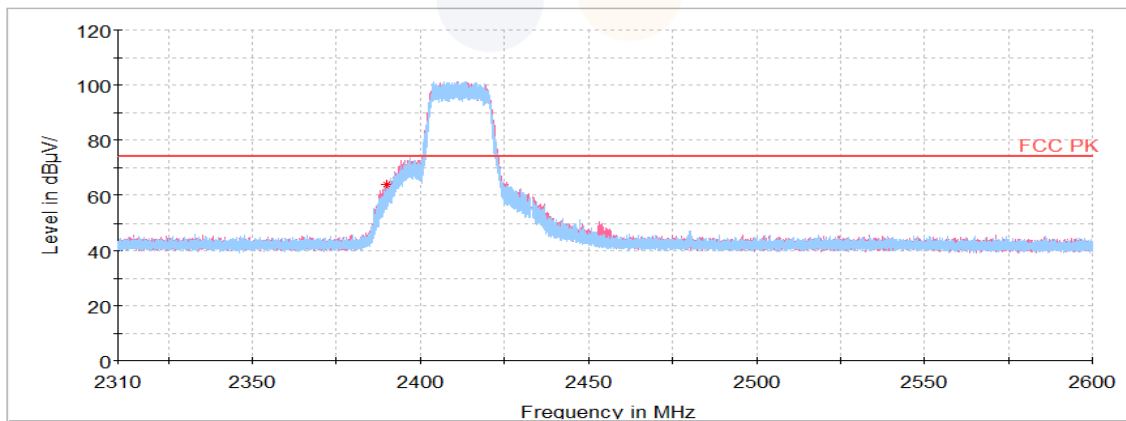
Frequency	Pol.	Reading	Ant. Factor	Amp. + Cable	DCF	Result	Limit	Margin
(MHz)	(V/H)	(dB( $\mu$ V))	(dB)	(dB)	(dB)	(dB( $\mu$ V/m))	(dB( $\mu$ V/m))	(dB)
<b>Peak data</b>								
2 389.92 <sup>1)</sup>	V	58.54	31.96	-26.77	-	63.73	74.00	10.27
4 866.17 <sup>1)</sup>	V	60.58	33.63	-51.93	-	42.28	74.00	31.72
7 194.33	V	59.60	35.42	-49.97	-	45.05	74.00	28.95
<b>Average Data</b>								
2 389.92 <sup>1)</sup>	V	46.64	31.96	-26.77	0.12	51.95	54.00	2.05

### Average data



Blank

### Horizontal/Vertical for Band-edge



# KCTL Inc.

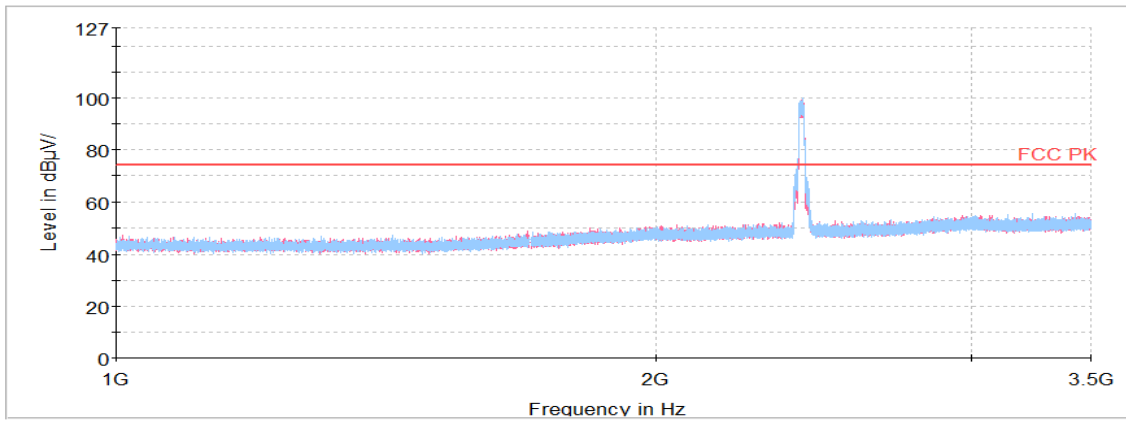
65, Sinwon-ro, Yeongtong-gu,  
Suwon-si, Gyeonggi-do, 16677, Korea  
TEL: 82-31-285-0894 FAX: 82-505-299-8311  
[www.kctl.co.kr](http://www.kctl.co.kr)

Report No.:  
KR22-SRF0050  
Page (90) of (183)

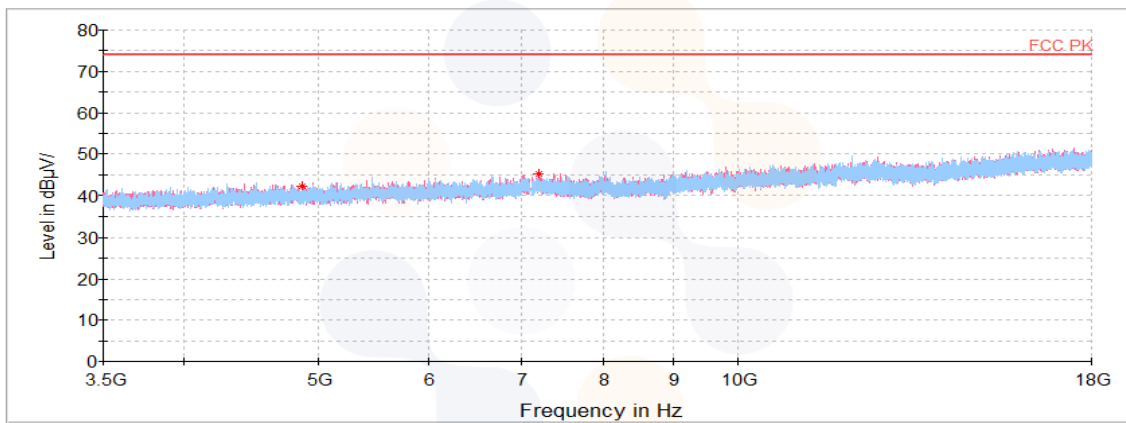


KCTL

## Horizontal/Vertical for 1 GHz ~ 3.5 GHz



## Horizontal/Vertical for 3.5 GHz ~ 18 GHz



# KCTL Inc.

65, Sinwon-ro, Yeongtong-gu,  
Suwon-si, Gyeonggi-do, 16677, Korea  
TEL: 82-31-285-0894 FAX: 82-505-299-8311  
[www.kctl.co.kr](http://www.kctl.co.kr)

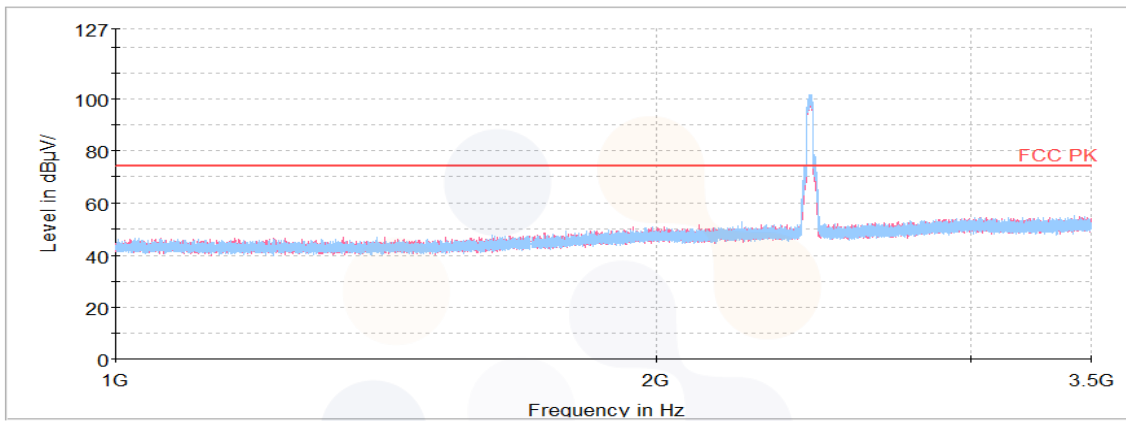
Report No.:  
KR22-SRF0050  
Page (91) of (183)



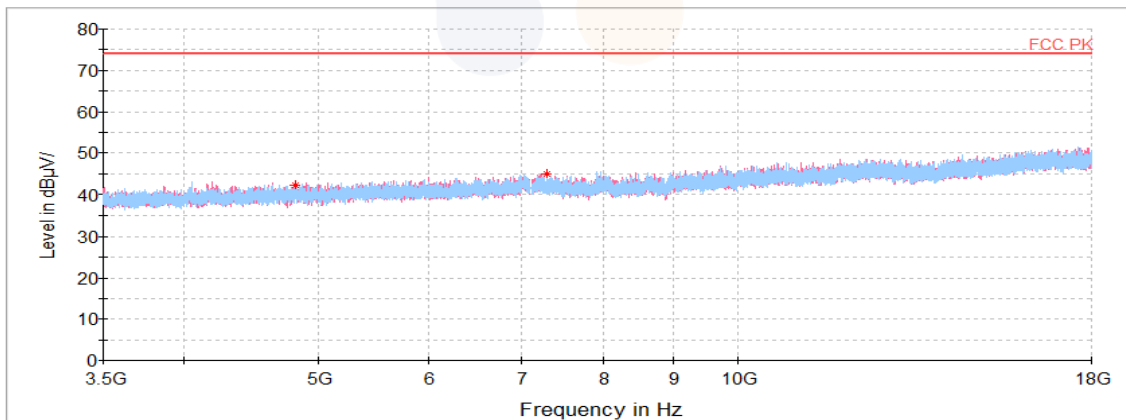
## 802.11n HT20\_2 437 MHz

Frequency (MHz)	Pol. (V/H)	Reading (dB(μV))	Ant. Factor (dB)	Amp. + Cable (dB)	DCF (dB)	Result (dB(μV/m))	Limit (dB(μV/m))	Margin (dB)
<b>Peak data</b>								
4 816.33 <sup>1)</sup>	H	60.48	33.64	-51.93	-	42.19	74.00	31.81
7 296.73 <sup>1)</sup>	H	59.55	35.38	-49.96	-	44.97	74.00	29.03
<b>Average Data</b>								
No spurious emissions were detected within 20 dB of the limit.								

### Horizontal/Vertical for 1 GHz ~ 3.5 GHz



### Horizontal/Vertical for 3.5 GHz ~ 18 GHz



# KCTL Inc.

65, Sinwon-ro, Yeongtong-gu,  
Suwon-si, Gyeonggi-do, 16677, Korea  
TEL: 82-31-285-0894 FAX: 82-505-299-8311  
[www.kctl.co.kr](http://www.kctl.co.kr)

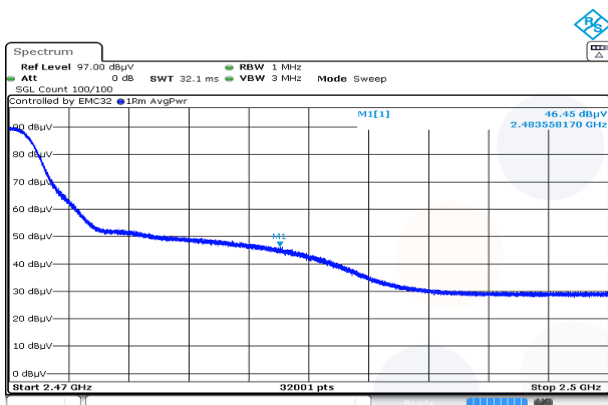
Report No.:  
KR22-SRF0050  
Page (92) of (183)



## 802.11n HT20\_2 462 MHz

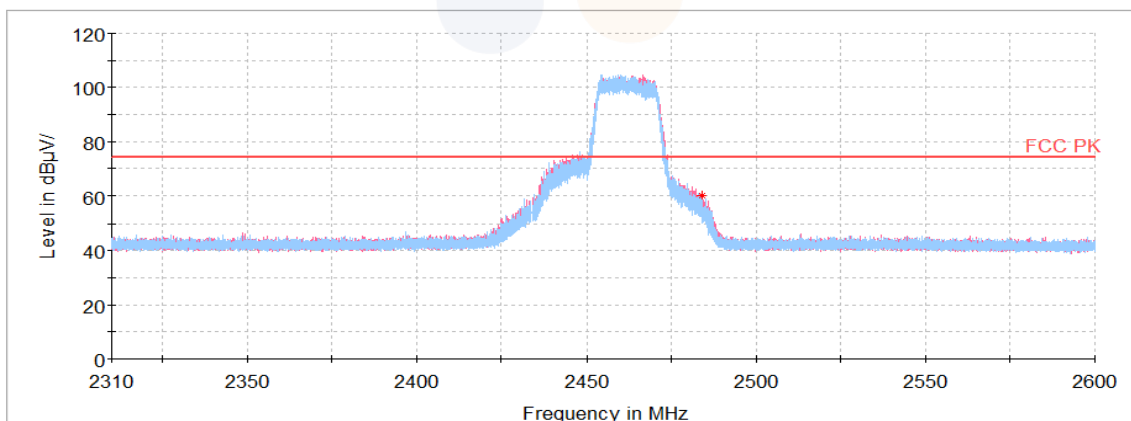
Frequency	Pol.	Reading	Ant. Factor	Amp. + Cable	DCF	Result	Limit	Margin
(MHz)	(V/H)	(dB(μV))	(dB)	(dB)	(dB)	(dB(μV/m))	(dB(μV/m))	(dB)
<b>Peak data</b>								
2 483.56 <sup>1)</sup>	V	54.90	32.16	-26.86	-	60.20	74.00	13.80
4 922.81 <sup>1)</sup>	V	61.30	33.62	-51.92	-	43.00	74.00	31.00
7 377.39 <sup>1)</sup>	V	59.29	35.35	-49.96	-	44.68	74.00	29.32
<b>Average Data</b>								
2 483.56 <sup>1)</sup>	V	46.45	32.16	-26.86	0.12	51.87	54.00	2.13

### Average data



Blank

### Horizontal/Vertical for Band-edge



# KCTL Inc.

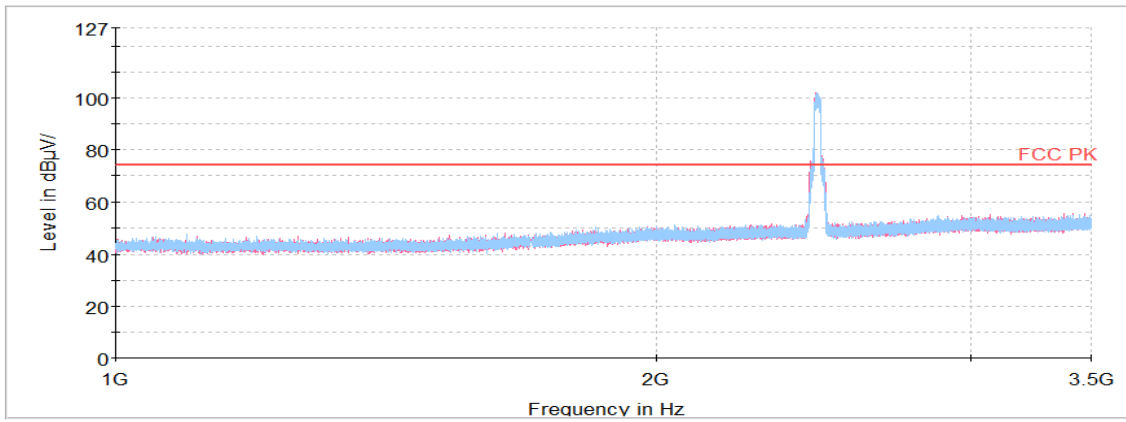
65, Sinwon-ro, Yeongtong-gu,  
Suwon-si, Gyeonggi-do, 16677, Korea  
TEL: 82-31-285-0894 FAX: 82-505-299-8311  
[www.kctl.co.kr](http://www.kctl.co.kr)

Report No.:  
KR22-SRF0050  
Page (93) of (183)

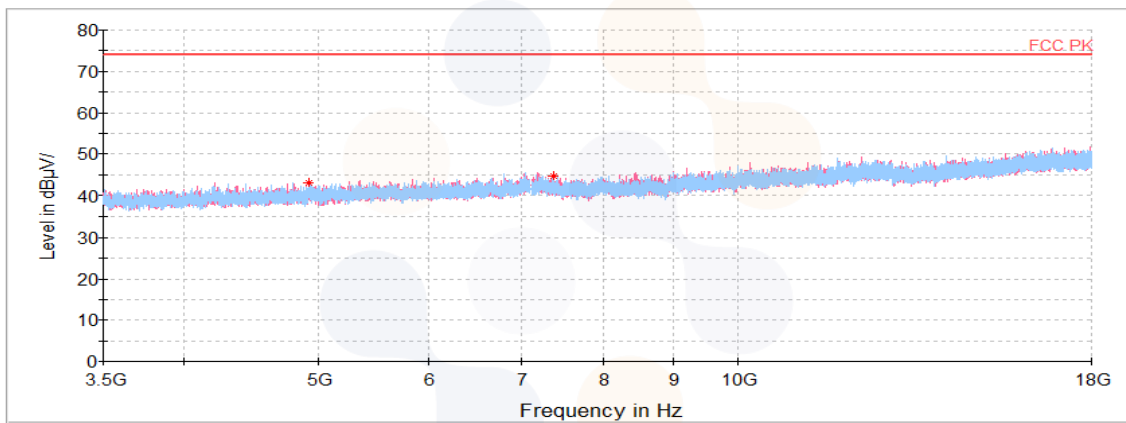


KCTL

## Horizontal/Vertical for 1 GHz ~ 3.5 GHz



## Horizontal/Vertical for 3.5 GHz ~ 18 GHz



# KCTL Inc.

65, Sinwon-ro, Yeongtong-gu,  
Suwon-si, Gyeonggi-do, 16677, Korea  
TEL: 82-31-285-0894 FAX: 82-505-299-8311  
[www.kctl.co.kr](http://www.kctl.co.kr)

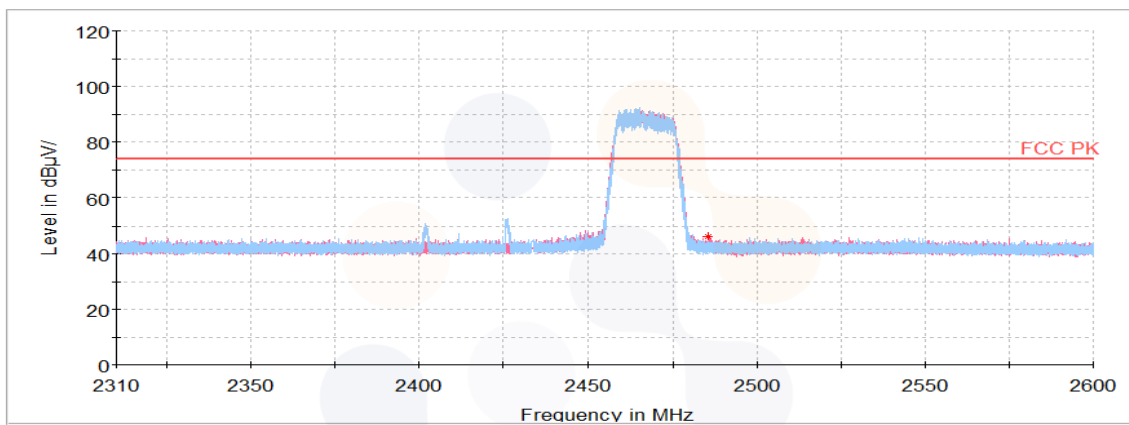
Report No.:  
KR22-SRF0050  
Page (94) of (183)



## 802.11n HT20\_2 467 MHz

Frequency (MHz)	Pol. (V/H)	Reading (dB( $\mu$ V))	Ant. Factor (dB)	Amp. + Cable (dB)	DCF (dB)	Result (dB( $\mu$ V/m))	Limit (dB( $\mu$ V/m))	Margin (dB)
<b>Peak data</b>								
2 485.59 <sup>1)</sup>	H	40.71	32.17	-26.86	-	46.02	74.00	27.98
4 977.64 <sup>1)</sup>	V	60.09	33.60	-51.91	-	41.78	74.00	32.22
7 334.34 <sup>1)</sup>	H	59.50	35.37	-49.96	-	44.91	74.00	29.09
<b>Average Data</b>								
No spurious emissions were detected within 20 dB of the limit.								

### Horizontal/Vertical for Band-edge



# KCTL Inc.

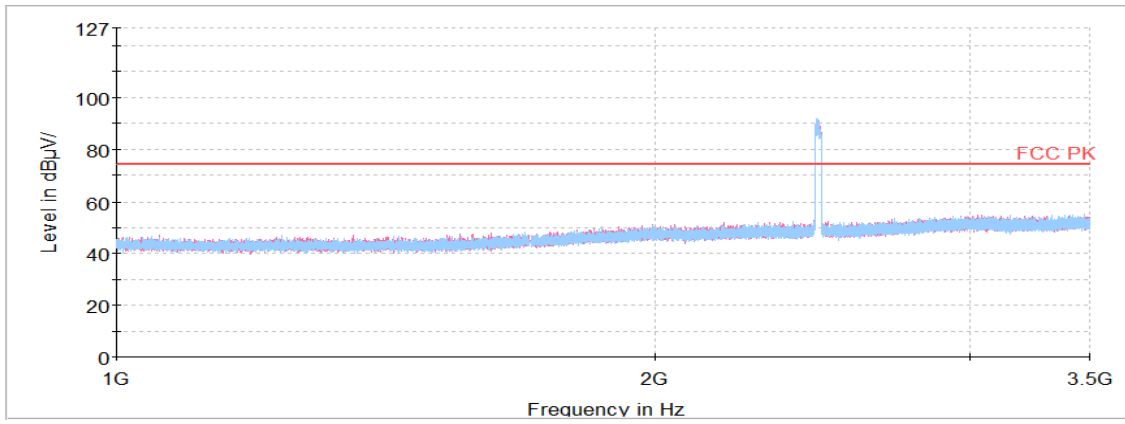
65, Sinwon-ro, Yeongtong-gu,  
Suwon-si, Gyeonggi-do, 16677, Korea  
TEL: 82-31-285-0894 FAX: 82-505-299-8311  
[www.kctl.co.kr](http://www.kctl.co.kr)

Report No.:  
KR22-SRF0050  
Page (95) of (183)

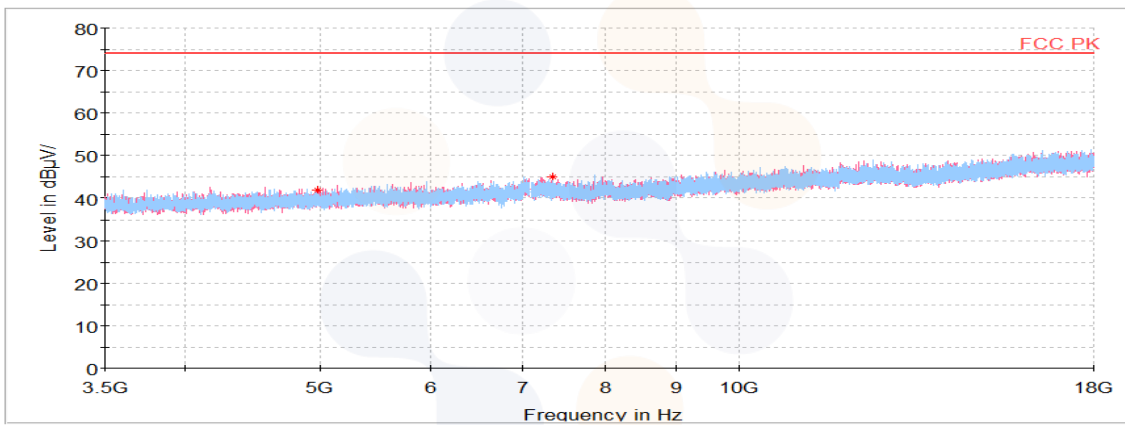


KCTL

## Horizontal/Vertical for 1 GHz ~ 3.5 GHz



## Horizontal/Vertical for 3.5 GHz ~ 18 GHz





# KCTL Inc.

65, Sinwon-ro, Yeongtong-gu,  
Suwon-si, Gyeonggi-do, 16677, Korea  
TEL: 82-31-285-0894 FAX: 82-505-299-8311  
[www.kctl.co.kr](http://www.kctl.co.kr)

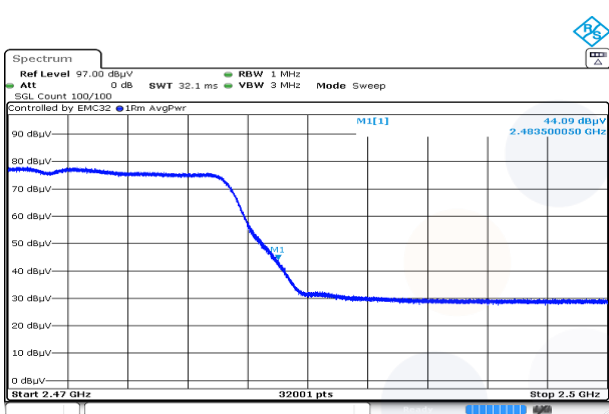
Report No.:  
KR22-SRF0050  
Page (96) of (183)



## 802.11n HT20\_2 472 MHz

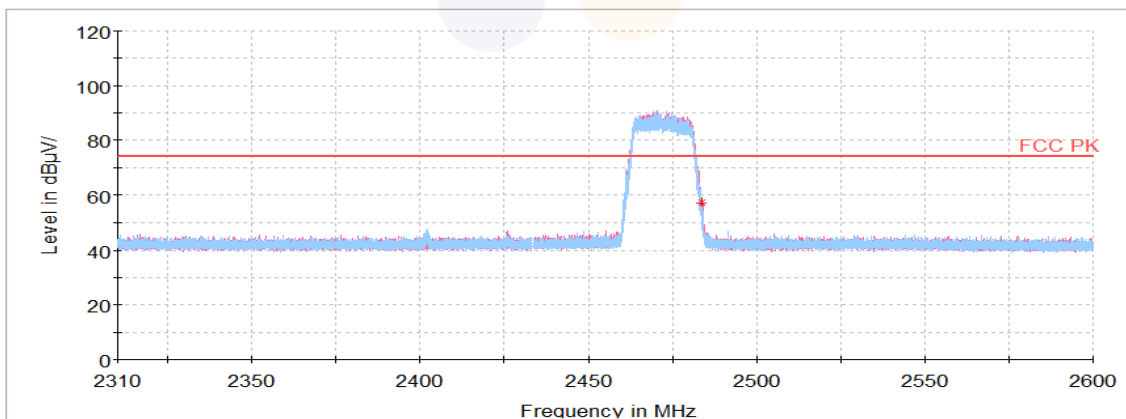
Frequency	Pol.	Reading	Ant. Factor	Amp. + Cable	DCF	Result	Limit	Margin
(MHz)	(V/H)	(dB(μV))	(dB)	(dB)	(dB)	(dB(μV/m))	(dB(μV/m))	(dB)
<b>Peak data</b>								
2 483.50 <sup>1)</sup>	V	51.97	32.16	-26.86	-	57.27	74.00	16.73
4 950.00 <sup>1)</sup>	V	60.78	33.61	-51.92	-	42.47	74.00	31.53
7 399.59 <sup>1)</sup>	V	59.17	35.34	-49.96	-	44.55	74.00	29.45
<b>Average Data</b>								
2 483.50 <sup>1)</sup>	V	44.09	32.16	-26.86	0.12	49.51	54.00	4.49

### Average data



Blank

### Horizontal/Vertical for Band-edge



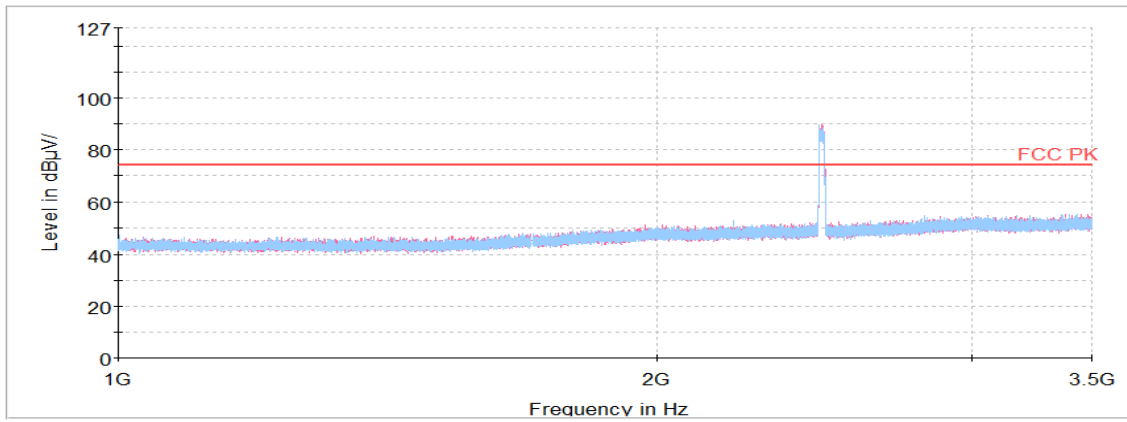
# KCTL Inc.

65, Sinwon-ro, Yeongtong-gu,  
Suwon-si, Gyeonggi-do, 16677, Korea  
TEL: 82-31-285-0894 FAX: 82-505-299-8311  
[www.kctl.co.kr](http://www.kctl.co.kr)

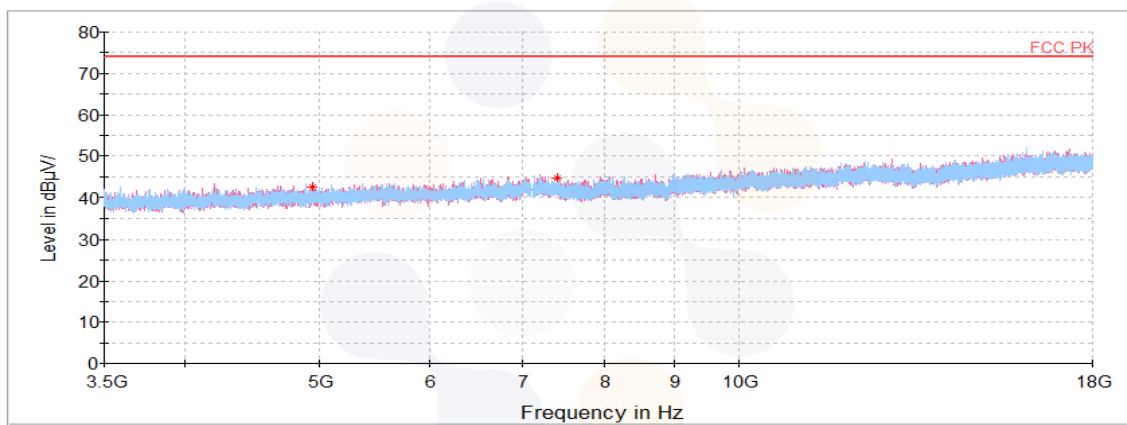
Report No.:  
KR22-SRF0050  
Page (97) of (183)



## Horizontal/Vertical for 1 GHz ~ 3.5 GHz



## Horizontal/Vertical for 3.5 GHz ~ 18 GHz



# KCTL Inc.

65, Sinwon-ro, Yeongtong-gu,  
Suwon-si, Gyeonggi-do, 16677, Korea  
TEL: 82-31-285-0894 FAX: 82-505-299-8311  
[www.kctl.co.kr](http://www.kctl.co.kr)

Report No.:  
KR22-SRF0050  
Page (98) of (183)

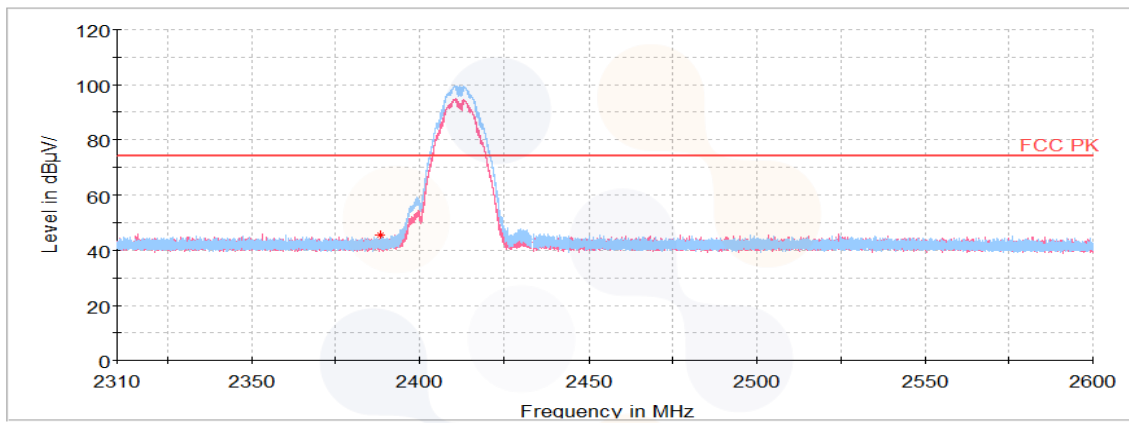


## SISO ANT 2

802.11b\_2 412 MHz

Frequency (MHz)	Pol. (V/H)	Reading (dB( $\mu$ V))	Ant. Factor (dB)	Amp. + Cable (dB)	DCF (dB)	Result (dB( $\mu$ V/m))	Limit (dB( $\mu$ V/m))	Margin (dB)
<b>Peak data</b>								
2 388.43 <sup>1)</sup>	H	40.30	31.95	-26.77	-	45.48	74.00	28.52
4 823.58 <sup>1)</sup>	H	69.22	33.64	-51.93	-	50.93	74.00	23.07
7 415.00 <sup>1)</sup>	H	61.21	35.33	-49.96	-	46.58	74.00	27.42
<b>Average Data</b>								
No spurious emissions were detected within 20 dB of the limit.								

### Horizontal/Vertical for Band-edge



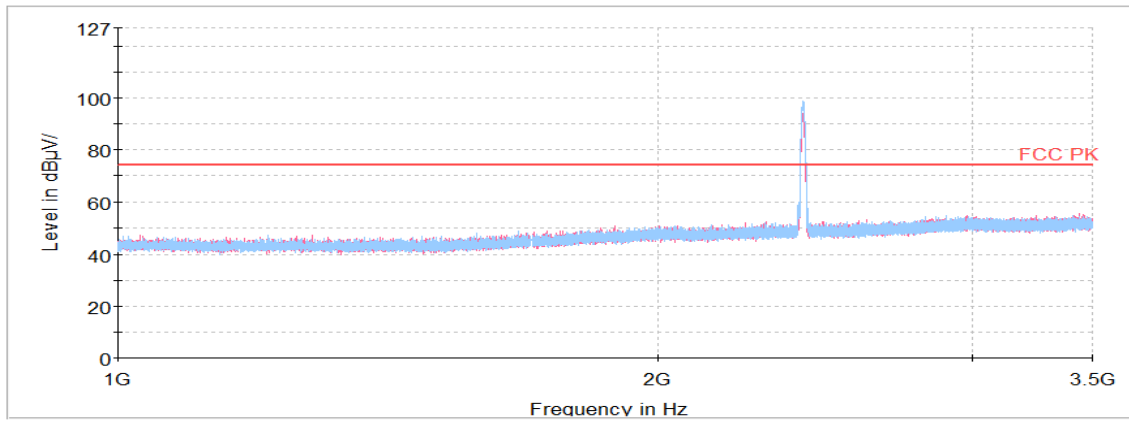
# KCTL Inc.

65, Sinwon-ro, Yeongtong-gu,  
Suwon-si, Gyeonggi-do, 16677, Korea  
TEL: 82-31-285-0894 FAX: 82-505-299-8311  
[www.kctl.co.kr](http://www.kctl.co.kr)

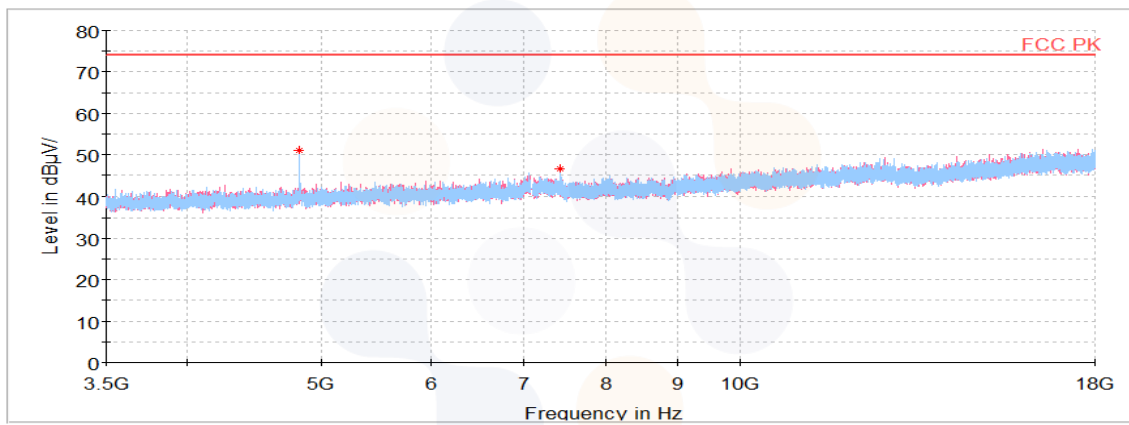
Report No.:  
KR22-SRF0050  
Page (99) of (183)



## Horizontal/Vertical for 1 GHz ~ 3.5 GHz



## Horizontal/Vertical for 3.5 GHz ~ 18 GHz



# KCTL Inc.

65, Sinwon-ro, Yeongtong-gu,  
Suwon-si, Gyeonggi-do, 16677, Korea  
TEL: 82-31-285-0894 FAX: 82-505-299-8311  
[www.kctl.co.kr](http://www.kctl.co.kr)

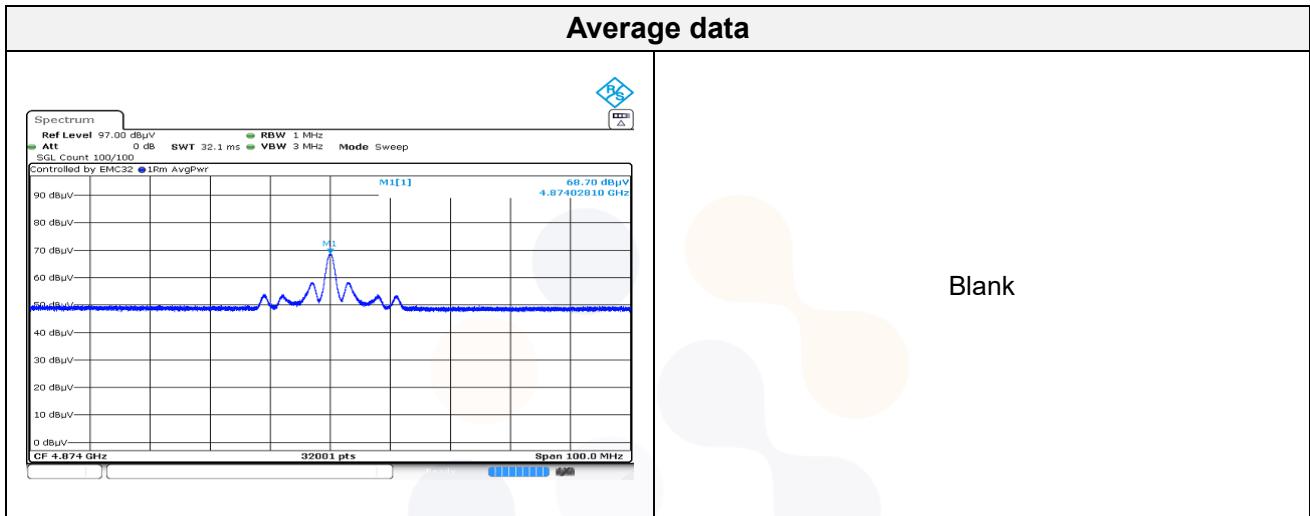
Report No.:  
KR22-SRF0050  
Page (100) of (183)



## 802.11b\_2 437 MHz

Frequency	Pol.	Reading	Ant. Factor	Amp. + Cable	DCF	Result	Limit	Margin
(MHz)	(V/H)	(dB(μV))	(dB)	(dB)	(dB)	(dB(μV/m))	(dB(μV/m))	(dB)
<b>Peak data</b>								
4 874.03 <sup>1)</sup>	H	71.74	33.63	-51.93	-	53.44	74.00	20.56
7 265.92 <sup>1)</sup>	H	59.64	35.39	-49.96	-	45.07	74.00	28.93
<b>Average Data</b>								
4 874.03 <sup>1)</sup>	H	68.70	33.63	-51.93	-	50.40	54.00	3.60

### Average data



# KCTL Inc.

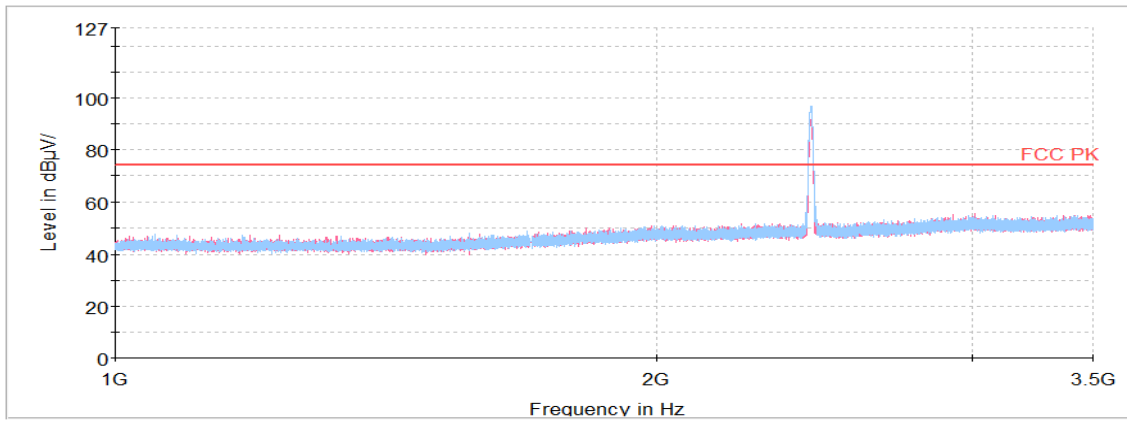
65, Sinwon-ro, Yeongtong-gu,  
Suwon-si, Gyeonggi-do, 16677, Korea  
TEL: 82-31-285-0894 FAX: 82-505-299-8311  
[www.kctl.co.kr](http://www.kctl.co.kr)

Report No.:  
KR22-SRF0050  
Page (101) of (183)

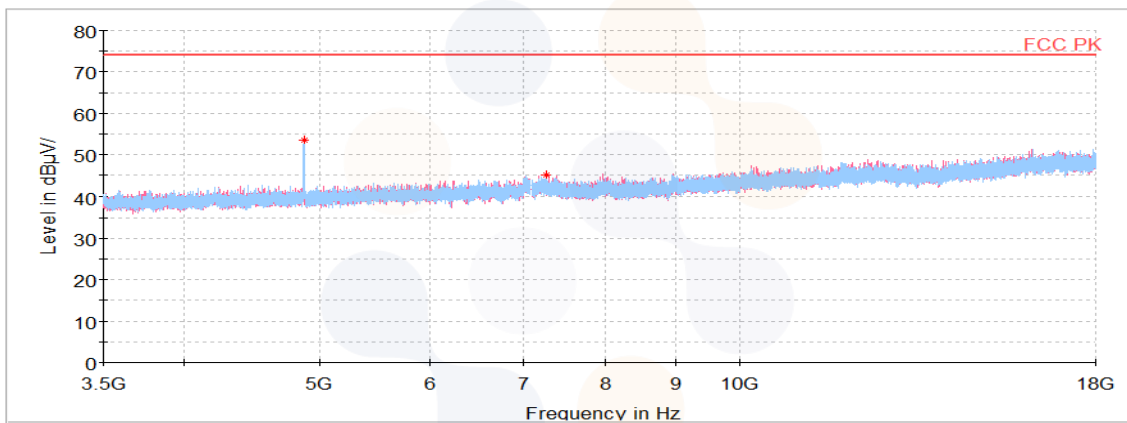


KCTL

## Horizontal/Vertical for 1 GHz ~ 3.5 GHz



## Horizontal/Vertical for 3.5 GHz ~ 18 GHz



# KCTL Inc.

65, Sinwon-ro, Yeongtong-gu,  
Suwon-si, Gyeonggi-do, 16677, Korea  
TEL: 82-31-285-0894 FAX: 82-505-299-8311  
[www.kctl.co.kr](http://www.kctl.co.kr)

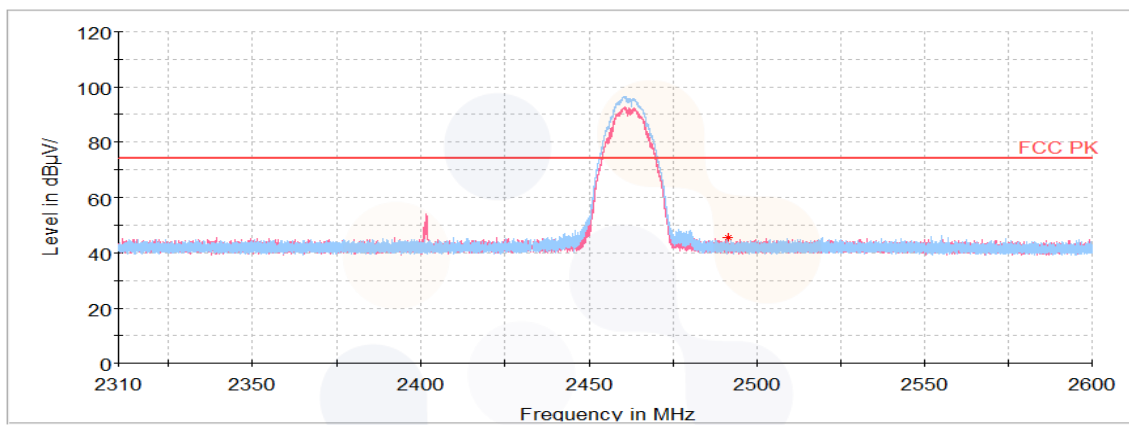
Report No.:  
KR22-SRF0050  
Page (102) of (183)



## 802.11b\_2 462 MHz

Frequency	Pol.	Reading	Ant. Factor	Amp. + Cable	DCF	Result	Limit	Margin
(MHz)	(V/H)	(dB( $\mu$ V))	(dB)	(dB)	(dB)	(dB( $\mu$ V/m))	(dB( $\mu$ V/m))	(dB)
<b>Peak data</b>								
2 491.40 <sup>1)</sup>	H	40.13	32.18	-26.87	-	45.44	74.00	28.56
4 924.17 <sup>1)</sup>	V	67.62	33.62	-51.92	-	49.32	74.00	24.68
7 182.09	H	60.37	35.43	-49.97	-	45.83	74.00	28.17
<b>Average Data</b>								
No spurious emissions were detected within 20 dB of the limit.								

### Horizontal/Vertical for Band-edge



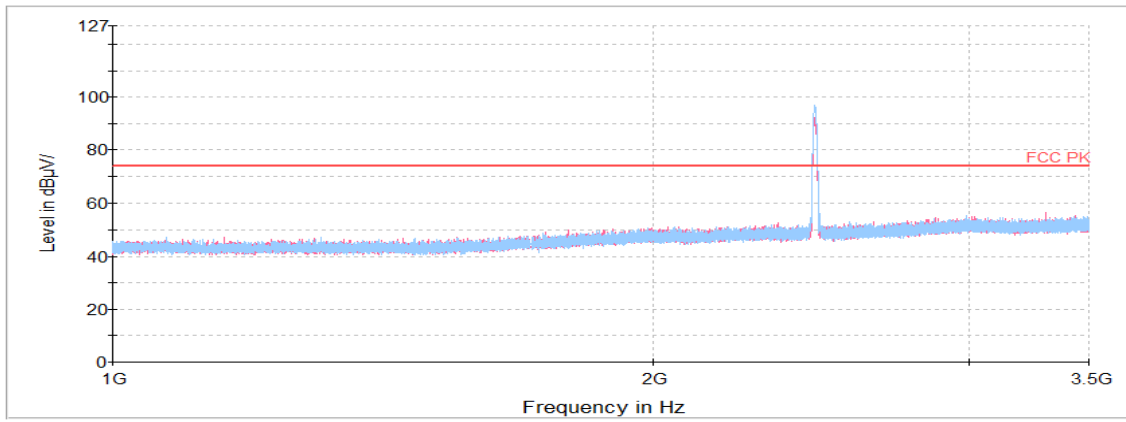
# KCTL Inc.

65, Sinwon-ro, Yeongtong-gu,  
Suwon-si, Gyeonggi-do, 16677, Korea  
TEL: 82-31-285-0894 FAX: 82-505-299-8311  
[www.kctl.co.kr](http://www.kctl.co.kr)

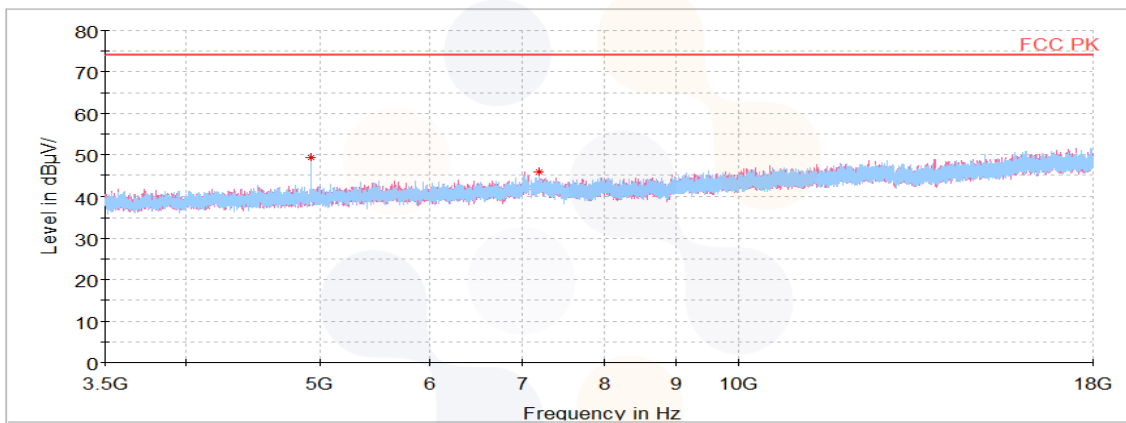
Report No.:  
KR22-SRF0050  
Page (103) of (183)



## Horizontal/Vertical for 1 GHz ~ 3.5 GHz



## Horizontal/Vertical for 3.5 GHz ~ 18 GHz





# KCTL Inc.

65, Sinwon-ro, Yeongtong-gu,  
Suwon-si, Gyeonggi-do, 16677, Korea  
TEL: 82-31-285-0894 FAX: 82-505-299-8311  
[www.kctl.co.kr](http://www.kctl.co.kr)

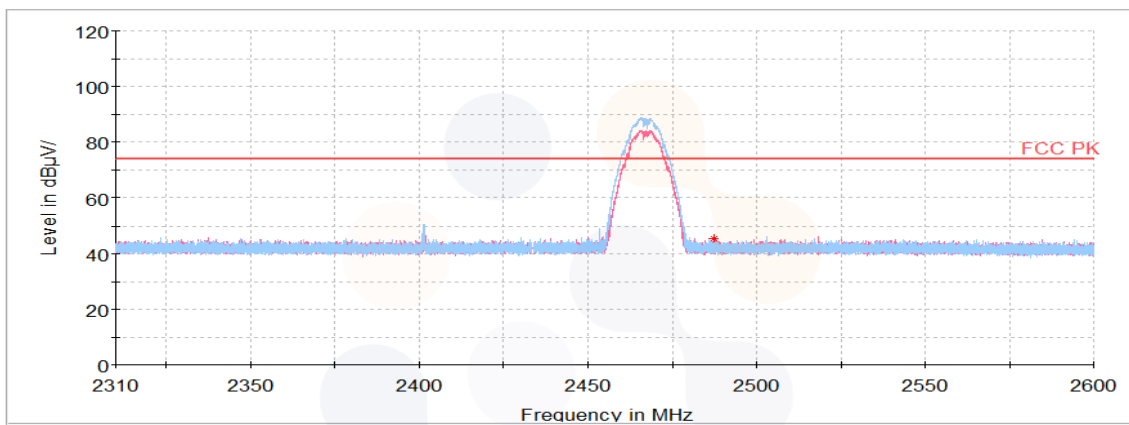
Report No.:  
KR22-SRF0050  
Page (104) of (183)



## 802.11b\_2 467 MHz

Frequency	Pol.	Reading	Ant. Factor	Amp. + Cable	DCF	Result	Limit	Margin
(MHz)	(V/H)	(dB( $\mu V$ ))	(dB)	(dB)	(dB)	(dB( $\mu V/m$ ))	(dB( $\mu V/m$ ))	(dB)
<b>Peak data</b>								
2 487.11 <sup>(1)</sup>	V	40.04	32.17	-26.86	-	45.35	74.00	28.65
4 910.13 <sup>(1)</sup>	V	61.01	33.62	-51.92	-	42.71	74.00	31.29
7 372.86 <sup>(1)</sup>	V	59.72	35.35	-49.96	-	45.11	74.00	28.89
<b>Average Data</b>								
No spurious emissions were detected within 20 dB of the limit.								

### Horizontal/Vertical for Band-edge



# KCTL Inc.

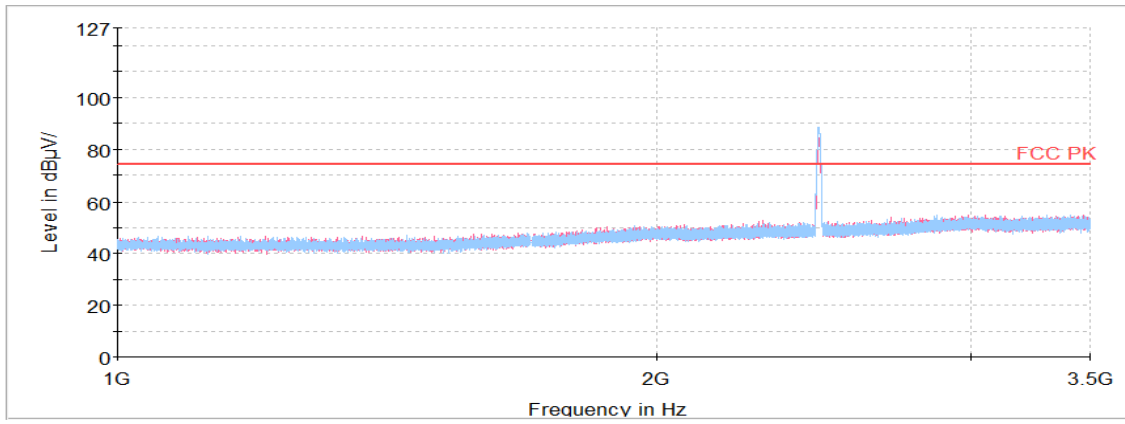
65, Sinwon-ro, Yeongtong-gu,  
Suwon-si, Gyeonggi-do, 16677, Korea  
TEL: 82-31-285-0894 FAX: 82-505-299-8311  
[www.kctl.co.kr](http://www.kctl.co.kr)

Report No.:  
KR22-SRF0050  
Page (105) of (183)

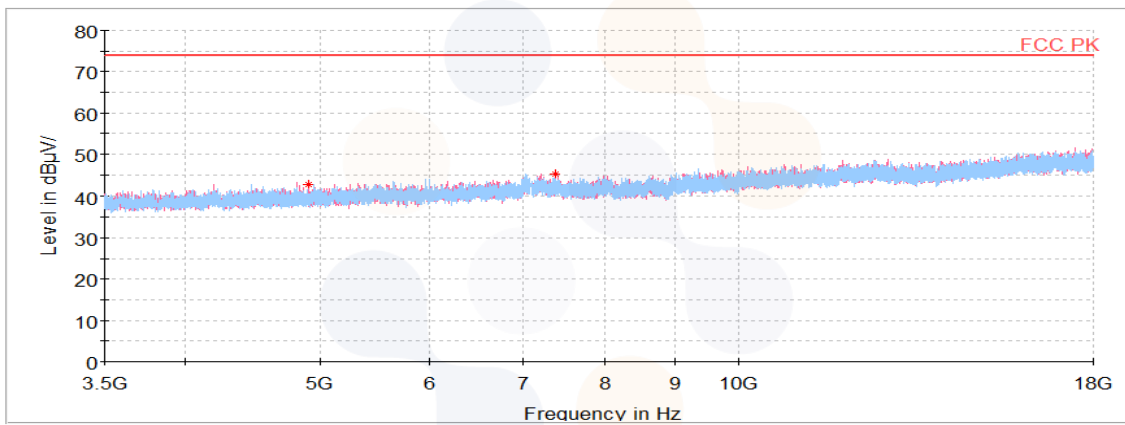


KCTL

## Horizontal/Vertical for 1 GHz ~ 3.5 GHz



## Horizontal/Vertical for 3.5 GHz ~ 18 GHz



# KCTL Inc.

65, Sinwon-ro, Yeongtong-gu,  
Suwon-si, Gyeonggi-do, 16677, Korea  
TEL: 82-31-285-0894 FAX: 82-505-299-8311  
[www.kctl.co.kr](http://www.kctl.co.kr)

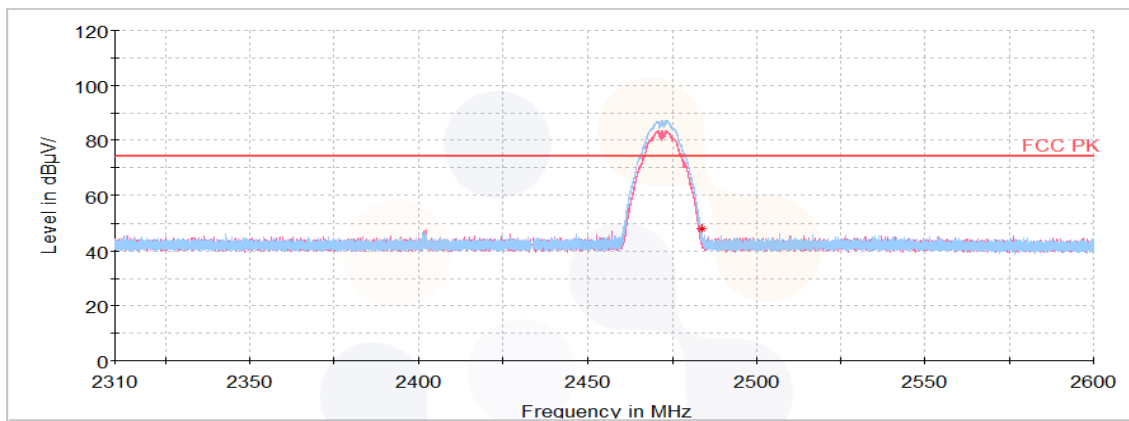
Report No.:  
KR22-SRF0050  
Page (106) of (183)



## 802.11b\_2 472 MHz

Frequency	Pol.	Reading	Ant. Factor	Amp. + Cable	DCF	Result	Limit	Margin
(MHz)	(V/H)	(dB( $\mu$ V))	(dB)	(dB)	(dB)	(dB( $\mu$ V/m))	(dB( $\mu$ V/m))	(dB)
<b>Peak data</b>								
2 483.75 <sup>1)</sup>	H	42.87	32.16	-26.86	-	48.17	74.00	25.83
4 988.52 <sup>1)</sup>	V	60.87	33.60	-51.91	-	42.56	74.00	31.44
7 426.78 <sup>1)</sup>	H	58.93	35.33	-49.96	-	44.30	74.00	29.70
<b>Average Data</b>								
No spurious emissions were detected within 20 dB of the limit.								

### Horizontal/Vertical for Band-edge



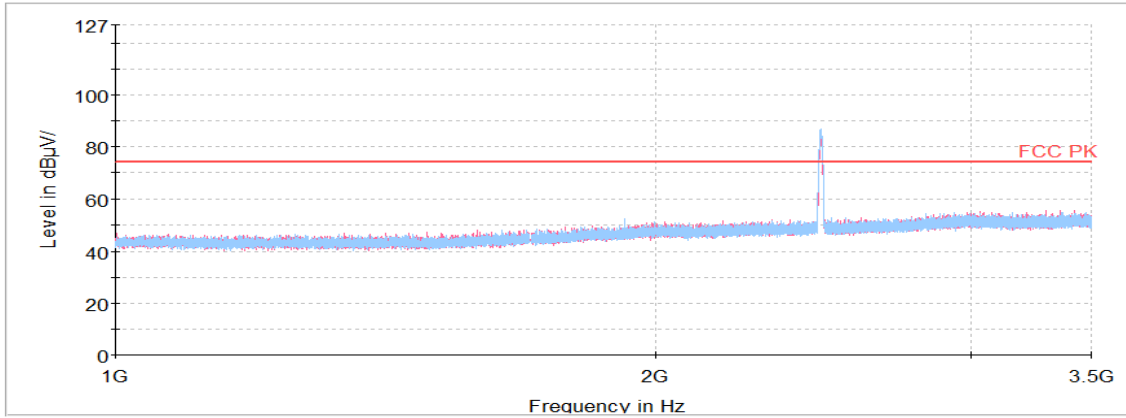
# KCTL Inc.

65, Sinwon-ro, Yeongtong-gu,  
Suwon-si, Gyeonggi-do, 16677, Korea  
TEL: 82-31-285-0894 FAX: 82-505-299-8311  
[www.kctl.co.kr](http://www.kctl.co.kr)

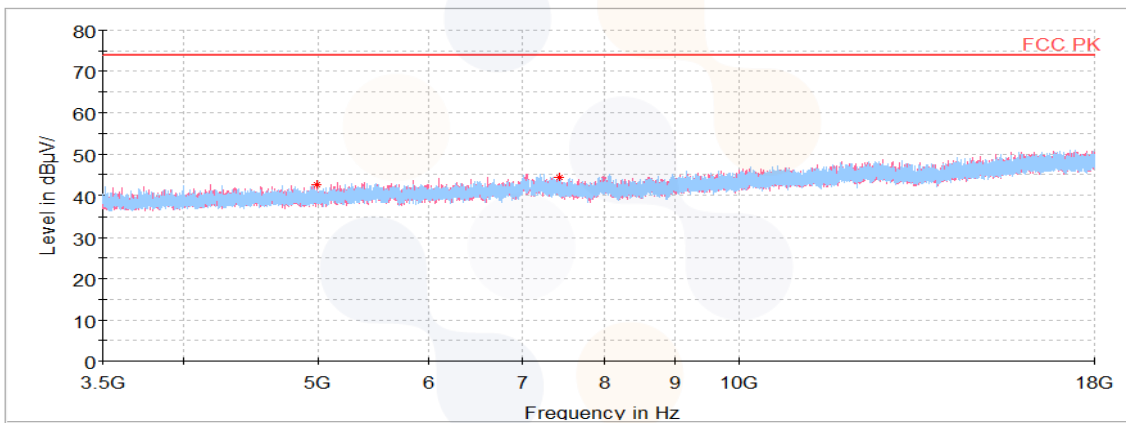
Report No.:  
KR22-SRF0050  
Page (107) of (183)



## Horizontal/Vertical for 1 GHz ~ 3.5 GHz



## Horizontal/Vertical for 3.5 GHz ~ 18 GHz



# KCTL Inc.

65, Sinwon-ro, Yeongtong-gu,  
Suwon-si, Gyeonggi-do, 16677, Korea  
TEL: 82-31-285-0894 FAX: 82-505-299-8311  
[www.kctl.co.kr](http://www.kctl.co.kr)

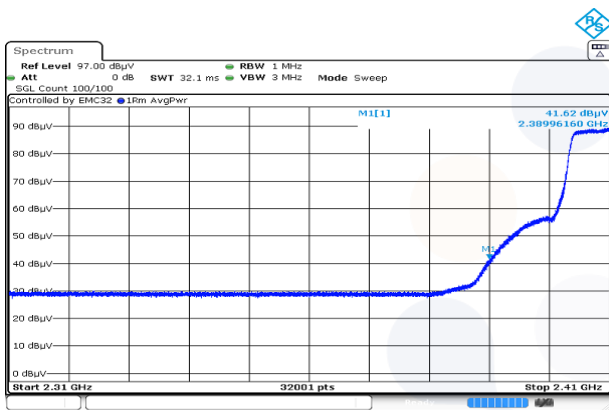
Report No.:  
KR22-SRF0050  
Page (108) of (183)



## 802.11g\_2 412 MHz

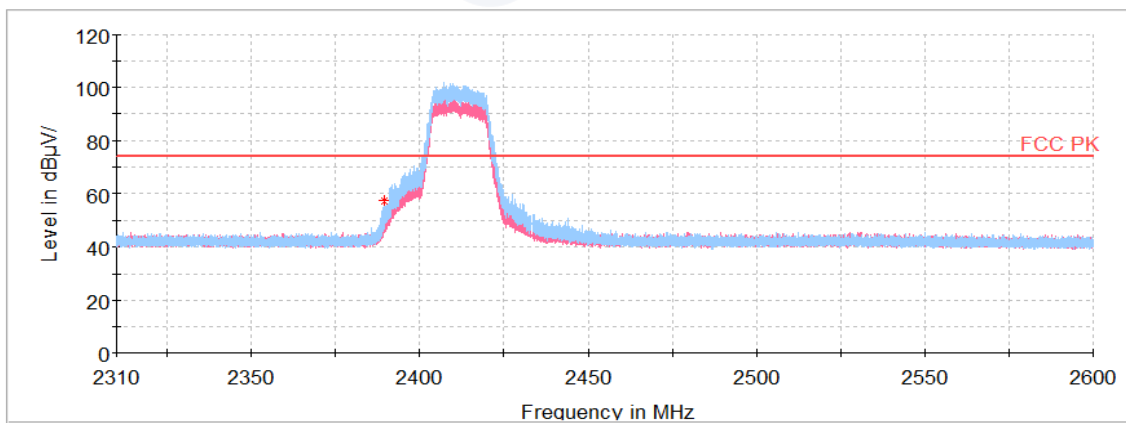
Frequency	Pol.	Reading	Ant. Factor	Amp. + Cable	DCF	Result	Limit	Margin
(MHz)	(V/H)	(dB( $\mu$ V))	(dB)	(dB)	(dB)	(dB( $\mu$ V/m))	(dB( $\mu$ V/m))	(dB)
<b>Peak data</b>								
2 389.96 <sup>1)</sup>	H	52.08	31.96	-26.77	-	57.27	74.00	16.73
3 597.88	H	66.63	33.16	-53.26	-	46.53	74.00	27.47
4 824.94 <sup>1)</sup>	V	66.02	33.64	-51.93	-	47.73	74.00	26.27
7 224.69	H	59.05	35.41	-49.97	-	44.49	74.00	29.51
<b>Average Data</b>								
2 389.96 <sup>1)</sup>	H	41.62	31.96	-26.77	0.12	46.93	54.00	7.07

### Average data



Blank

### Horizontal/Vertical for Band-edge



# KCTL Inc.

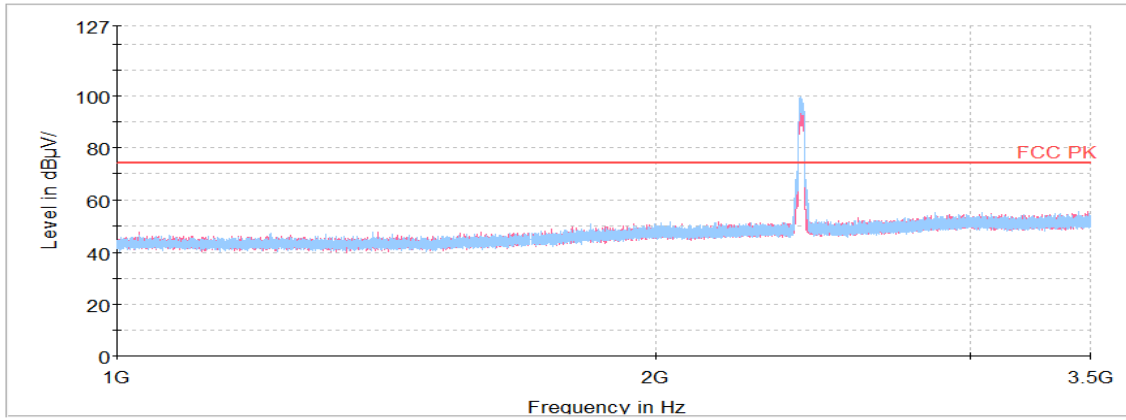
65, Sinwon-ro, Yeongtong-gu,  
Suwon-si, Gyeonggi-do, 16677, Korea  
TEL: 82-31-285-0894 FAX: 82-505-299-8311  
[www.kctl.co.kr](http://www.kctl.co.kr)

Report No.:  
KR22-SRF0050  
Page (109) of (183)

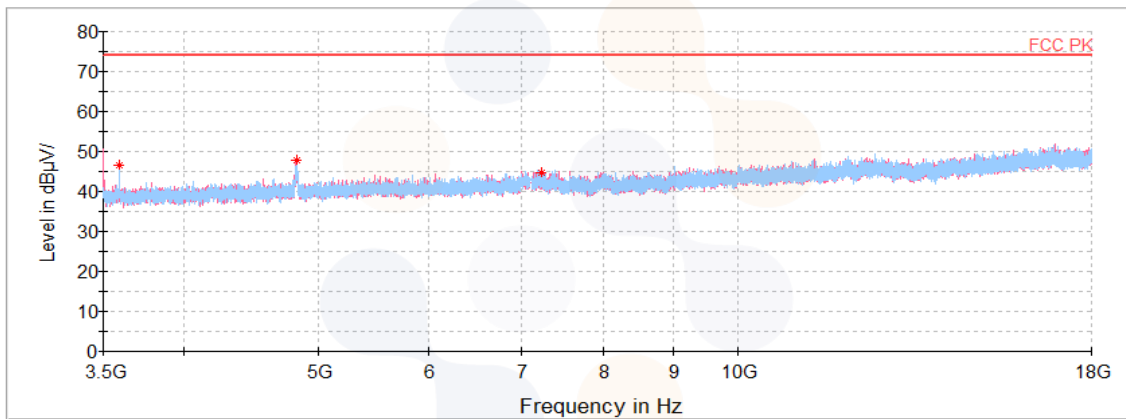


KCTL

## Horizontal/Vertical for 1 GHz ~ 3.5 GHz



## Horizontal/Vertical for 3.5 GHz ~ 18 GHz



# KCTL Inc.

65, Sinwon-ro, Yeongtong-gu,  
Suwon-si, Gyeonggi-do, 16677, Korea  
TEL: 82-31-285-0894 FAX: 82-505-299-8311  
[www.kctl.co.kr](http://www.kctl.co.kr)

Report No.:  
KR22-SRF0050  
Page (110) of (183)



## 802.11g\_2 437 MHz

Frequency	Pol.	Reading	Ant. Factor	Amp. + Cable	DCF	Result	Limit	Margin
(MHz)	(V/H)	(dB(μV))	(dB)	(dB)	(dB)	(dB(μV/m))	(dB(μV/m))	(dB)
<b>Peak data</b>								
3 594.70	V	66.19	33.16	-53.24	-	46.11	74.00	27.89
4 874.55 <sup>1)</sup>	H	75.72	33.63	-51.93	-	57.42	74.00	16.58
7 315.31 <sup>1)</sup>	H	58.84	35.37	-49.96	-	44.25	74.00	29.75
<b>Average Data</b>								
4 874.55 <sup>1)</sup>	H	67.65	33.63	-51.93	0.12	49.47	54.00	4.53

### Average data

