


DUT and SAR Set-up Photos

Overall Dimensions



Front View of the DUT



Rear View of the DUT



Setup Photos

Handset Vertical and Horizontal Reference Lines


Vertical
Center Line




Horizontal
Line

Standalone Exposure Conditions


Rear (16mm)



Rear (13mm)



Rear (0mm)




Edge 1 (21mm)



Edge 1 (12mm)




Edge 1 (0mm)




Edge 2 (7mm)




Edge 2 (0mm)




Edge 4 (6mm)




Edge 4 (0mm)




Corner A (8mm)



Corner A (0mm)



Corner B (7mm)



Corner B (0mm)



Antenna Dimensions & Separation Distances

(Antennas and wireless bands were indicated only those applied to SAR test.)

- ① Main 1 Ant. (Tx&Rx)
GSM 850, GSM 1900
WCDMA BII, IV, V
LTE B2, 4, 5, 12, 17,
66
- ② Wi-Fi Ant.1 (Tx&Rx)
2.4 GHz/ 5GHz
BT
- ③ Wi-Fi Ant.2 (Tx&Rx)
2.4 GHz /5 GHZ

