

# Description of E-Label and Location

**FCC ID : A3LSMP613**

**ISED ID : 649E-SMP613**

**Model : SM-P613**

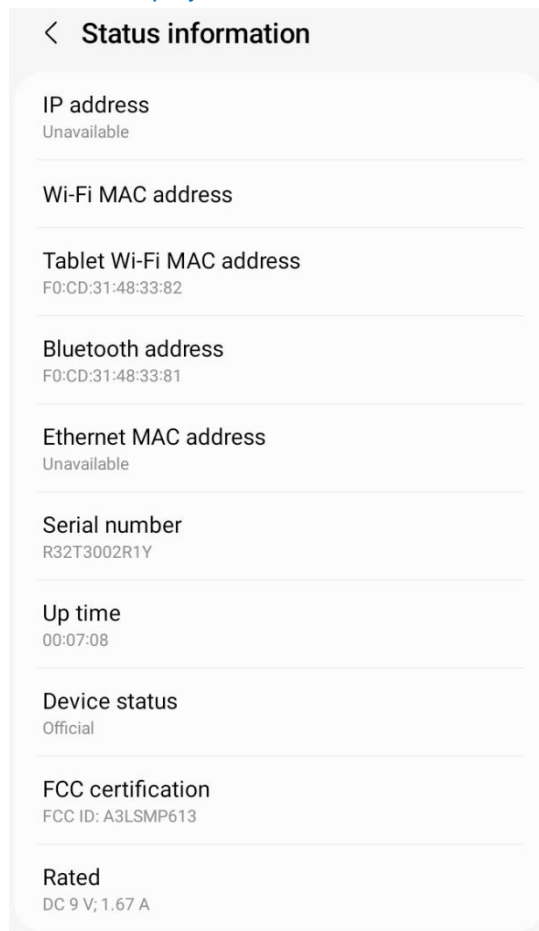
This model is applied E-label, please find description of E-label below.

FCC certification

FCC ID: A3LSMP613

1. FCC ID (E-label): [Settings > About tablet > Status information](#)

<Device Display Screen>



2. Instruction of E-label on the User manual (online manual)

- Depending on the region or model, some devices are required to receive approval from the Federal Communications Commission (FCC).

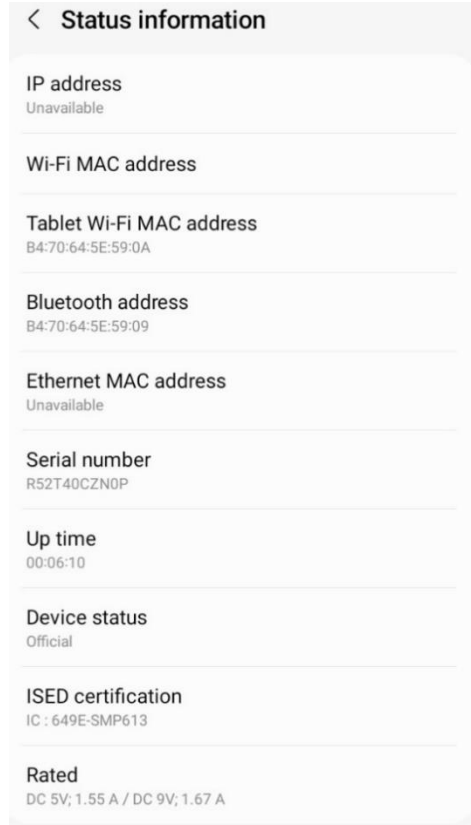
If your device is approved by the FCC, you can view the FCC ID of the device. To view the FCC ID, launch the **Settings** app and tap **About tablet** → **Status information**. If your device does not have an FCC ID, it means that the device has not been authorised for sale in the U.S. or its territories and may only be brought to the U.S. for the owner's personal use.

ISED certification

ISED ID: 649E-SMP613

1. ISED ID (E-label): [Settings > About tablet > Status information \(only CANADA salescode\)](#)

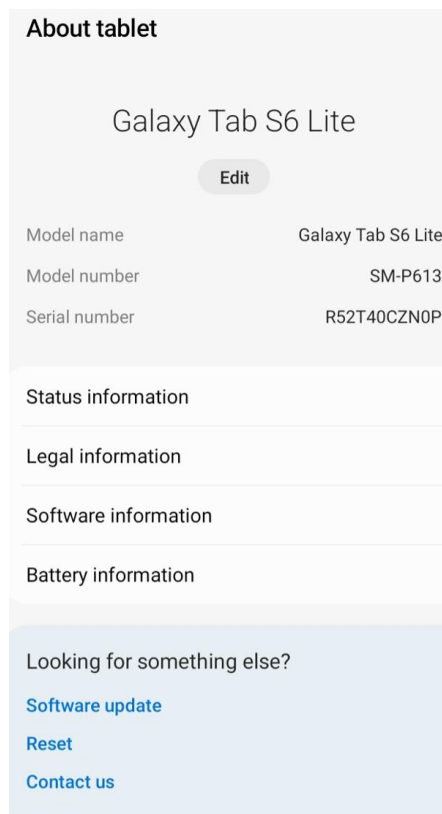
<Device Display Screen>



ISED certification

ISED ID: 649E-SMP613

2. HVIN (E-label): [Settings > About tablet](#)



3. Instruction of E-label on the User manual

If your device is approved by ISED, you can view the ISED ID of the device. To view the ISED ID, launch the Settings app and tap About tablet → Status or Status information.