



1. Appendix: UNLICENSED BAND SETUP PHOTOS(Conducted Test)


1) CONDUCTED RF MEASUREMENT SETUP (DTS, UNII, BLE, ANT+)



2) CONDUCTED RF MEASUREMENT SETUP (Bluetooth)





3) CONDUCTED RF MEASUREMENT SETUP (DFS)




2. Appendix: UNLICENSED BAND SETUP PHOTOS(Radiated Test)


1) RADIATED RF MEASUREMENT SETUP (BELOW 1 GHz)




BELOW 1 GHz FRONT TEST PHOTO(Y axis)




BELOW 1 GHz REAR TEST PHOTO(Y axis)





BELOW 1 GHz FRONT TEST PHOTO(Z axis)




BELOW 1 GHz REAR TEST PHOTO(Z axis)



2) RADIATED RF MEASUREMENT SETUP (ABOVE 1 GHz)




ABOVE 1 GHz FRONT TEST PHOTO(Y axis)



ABOVE 1 GHz REAR TEST PHOTO(Y axis)



ABOVE 1 GHz FRONT TEST PHOTO(Z axis)



ABOVE 1 GHz REAR TEST PHOTO(Z axis)




3) RADIATED RF MEASUREMENT SET-UP (Axis)


X AXIS PHOTO



Y AXIS PHOTO




Z AXIS PHOTO




4) **AC LINE CONDUCTED MEASUREMENT SETUP**

AC LINE CONDUCTED FRONT TEST PHOTO



AC LINE CONDUCTED REAR TEST PHOTO



END OF TEST PHOTO