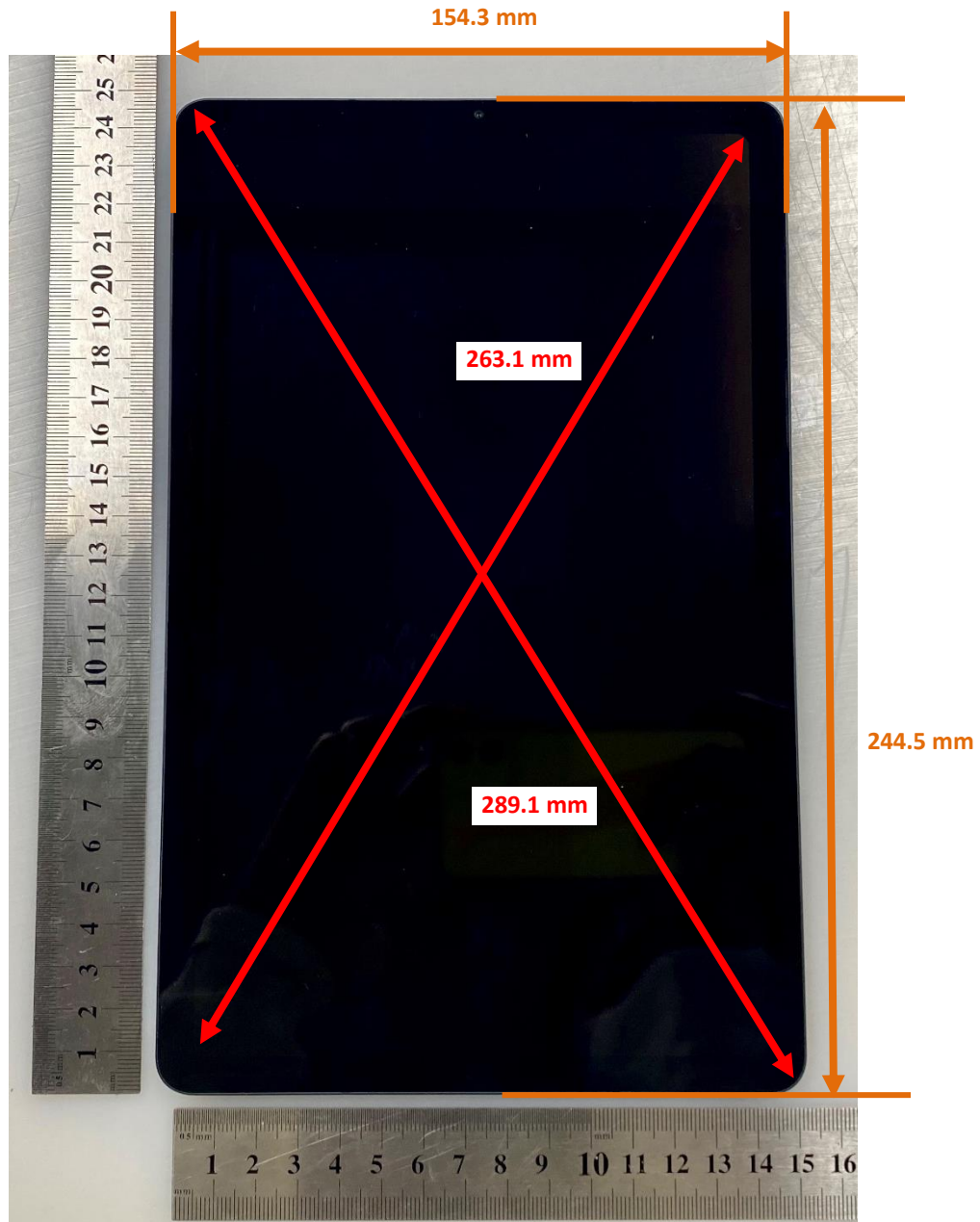


DUT and SAR Set-up Photos

Overall Dimensions



Report No.:

Front View of the DUT




Rear View of the DUT



Setup Photos

Handset Vertical and Horizontal Reference Lines

Vertical
Center Line




Horizontal
Line

Standalone Exposure Conditions


Rear (13mm)




Rear (0mm)



Edge 1 (12mm)




Edge 1 (0mm)




Edge 2 (7mm)




Edge 2 (0mm)




Edge 4 (6mm)




Edge 4 (0mm)




Corner A (8mm)



Corner A (0mm)



Corner B (7mm)



Corner B (0mm)



Antenna Dimensions & Separation Distances

(Antennas and wireless bands were indicated only those applied to SAR test.)

