

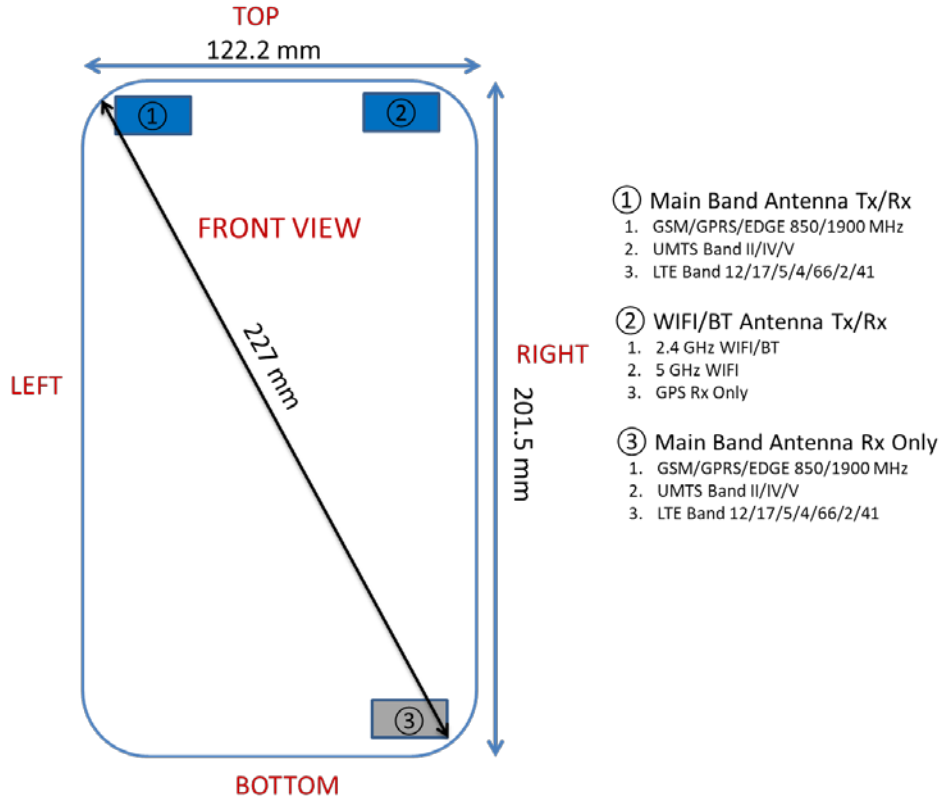




APPENDIX F: DUT ANTENNA DIAGRAM & SAR TEST SETUP PHOTOGRAPHS

FCC ID A3LSMP205		SAR EVALUATION REPORT		Approved by: Quality Manager
Test Dates: 02/03/19 - 02/21/19	DUT Type: Portable Tablet			APPENDIX F: Page 1 of 9



Note: Exact antenna dimensions and separation distances are shown in the Technical Descriptions in the FCC Filing.

**Figure F-1
DUT Antenna Locations**



FCC ID A3LSMP205		SAR EVALUATION REPORT		Approved by: Quality Manager
Test Dates: 02/03/19 - 02/21/19	DUT Type: Portable Tablet			APPENDIX F: Page 2 of 9



SAR Test Setup Photo 1: Right Cheek

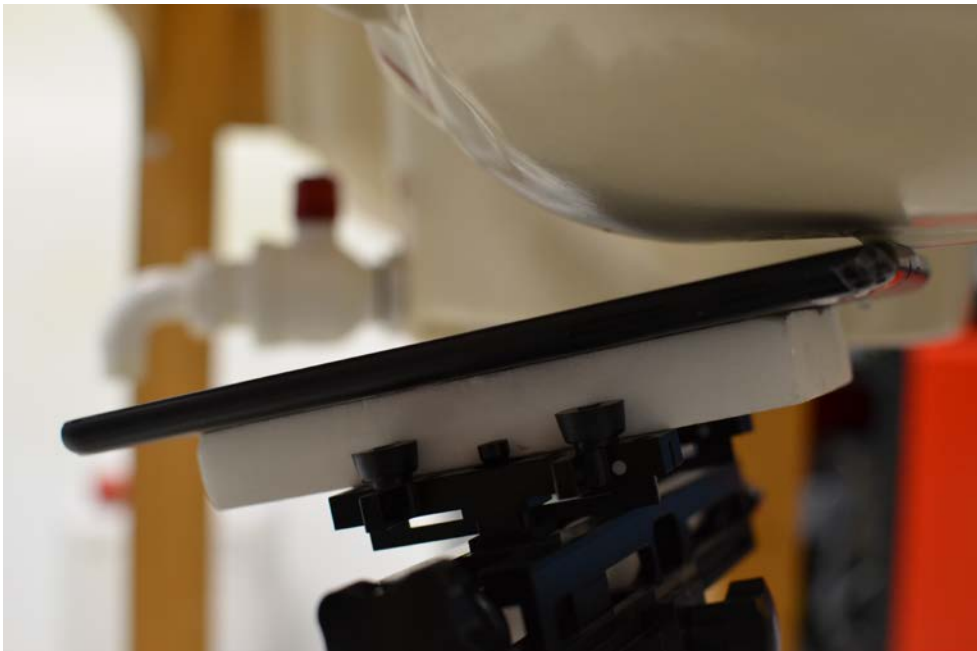


SAR Test Setup Photo 2: Right Tilt



FCC ID A3LSMP205		SAR EVALUATION REPORT		Approved by: Quality Manager
Test Dates: 02/03/19 - 02/21/19	DUT Type: Portable Tablet	APPENDIX F: Page 3 of 9		



SAR Test Setup Photo 3: Left Cheek



SAR Test Setup Photo 4: Left Tilt



FCC ID A3LSMP205		SAR EVALUATION REPORT		Approved by: Quality Manager
Test Dates: 02/03/19 - 02/21/19	DUT Type: Portable Tablet			APPENDIX F: Page 4 of 9




SAR Test Setup Photo 5: Back Side at 1.9 cm



SAR Test Setup Photo 6: Back Side at 0.6 cm


FCC ID A3LSMP205		SAR EVALUATION REPORT	 Approved by: Quality Manager
Test Dates: 02/03/19 - 02/21/19	DUT Type: Portable Tablet	APPENDIX F: Page 5 of 9	



SAR Test Setup Photo 7: Back Side at 0.0 cm



SAR Test Setup Photo 8: Top Edge at 1.2 cm


FCC ID A3LSMP205		SAR EVALUATION REPORT	Approved by: Quality Manager
Test Dates: 02/03/19 - 02/21/19	DUT Type: Portable Tablet	APPENDIX F: Page 6 of 9	



SAR Test Setup Photo 9: Top Edge at 0.0 cm



SAR Test Setup Photo 10: Right Edge at 0.0 cm


FCC ID A3LSMP205		SAR EVALUATION REPORT	Approved by: Quality Manager
Test Dates: 02/03/19 - 02/21/19	DUT Type: Portable Tablet	APPENDIX F: Page 7 of 9	




SAR Test Setup Photo 11: Left Edge at 0.7 cm





SAR Test Setup Photo 12: Left Edge at 0.0 cm

FCC ID A3LSMP205		SAR EVALUATION REPORT	Approved by: Quality Manager
Test Dates: 02/03/19 - 02/21/19	DUT Type: Portable Tablet	APPENDIX F: Page 8 of 9	



SAR Test Setup Photo 13: Horizontal and Vertical Reference Line

FCC ID A3LSMP205		SAR EVALUATION REPORT	 Approved by: Quality Manager
Test Dates: 02/03/19 - 02/21/19	DUT Type: Portable Tablet	APPENDIX F: Page 9 of 9	