

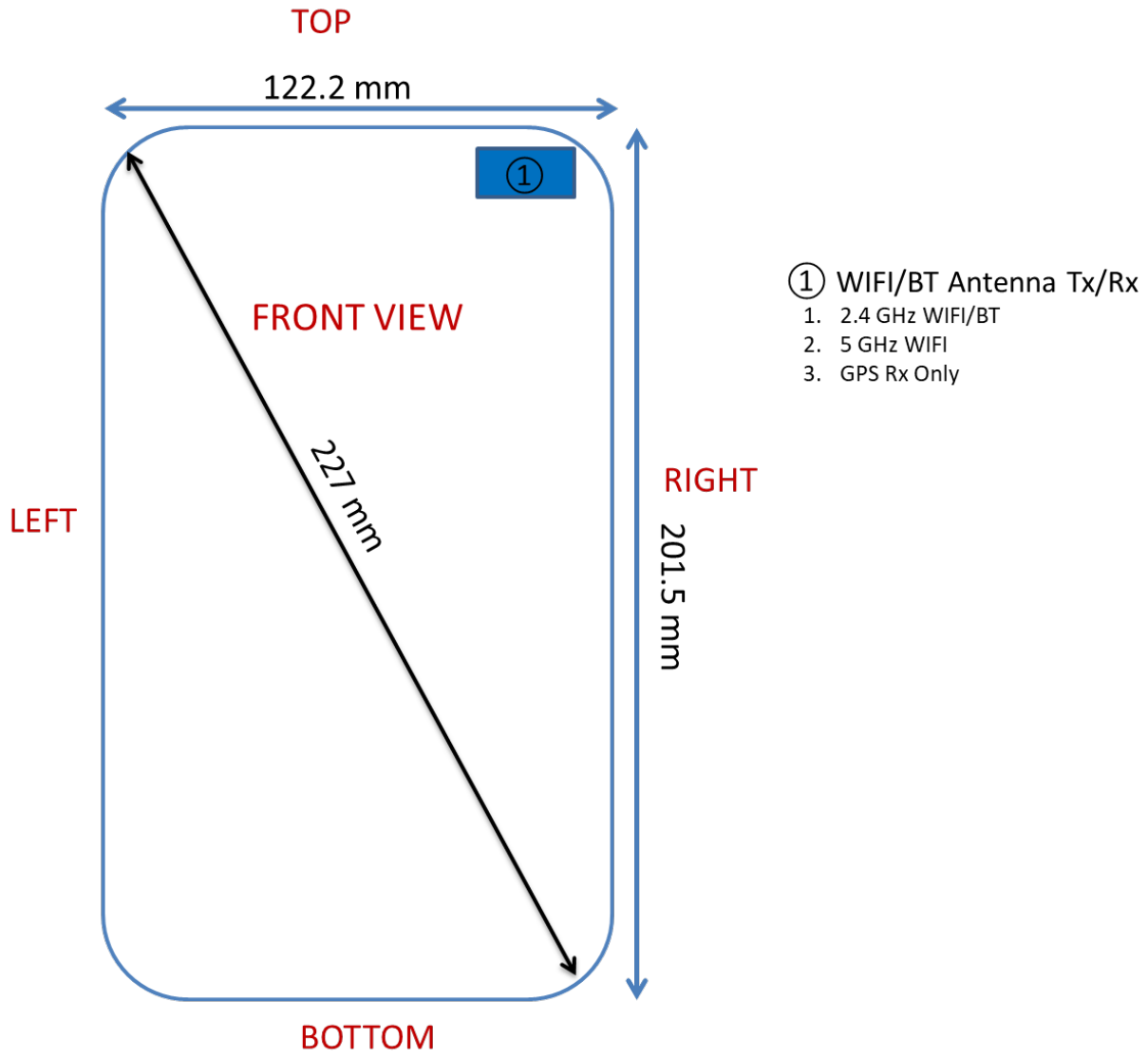


APPENDIX F: DUT ANTENNA DIAGRAM & SAR TEST SETUP PHOTOGRAPHS

FCC ID A3LSMP200		SAR EVALUATION REPORT		Approved by: Quality Manager
Test Dates: 02/18/19 - 02/27/19	DUT Type: Portable Tablet			APPENDIX F: Page 1 of 4



Note: Exact antenna dimensions and separation distances are shown in the Technical Descriptions in the FCC Filing.

**Figure F-1
DUT Antenna Locations**



FCC ID A3LSMP200	PCTEST <small>ENGINEERING LABORATORY, INC.</small>	SAR EVALUATION REPORT		Approved by: Quality Manager
Test Dates: 02/18/19 - 02/27/19	DUT Type: Portable Tablet			APPENDIX F: Page 2 of 4



SAR Test Setup Photo 1: Back Side at 0.6 cm



SAR Test Setup Photo 2: Back Side at 0.0 cm



FCC ID A3LSMP200		SAR EVALUATION REPORT		Approved by: Quality Manager
Test Dates: 02/18/19 - 02/27/19	DUT Type: Portable Tablet			APPENDIX F: Page 3 of 4



SAR Test Setup Photo 3: Top Edge at 0.0 cm



SAR Test Setup Photo 4: Right Edge at 0.0 cm

FCC ID A3LSMP200		SAR EVALUATION REPORT		Approved by: Quality Manager
Test Dates: 02/18/19 - 02/27/19	DUT Type: Portable Tablet			APPENDIX F: Page 4 of 4