


- APPENDIX A. Test Setup Photographs -

<<Conducted Disturbance –Front>>

- Mode 1,2



- Mode 3



- Mode 4



<<Conducted Disturbance – Rear >>

- Mode 1,2



- Mode 3




- Mode 4




<<Radiated Disturbance for Below 1 GHz –Front>>


- Mode 1,3




- Mode 2



-Mode 4




-Mode 5




<<Radiated Disturbance for Below 1 GHz –Rear>>


- Mode 1,3




- Mode 2



-Mode 4




-Mode 5



<<Radiated Disturbance for Above 1 GHz –Front>>

- Mode 1,3



- Mode 2

