

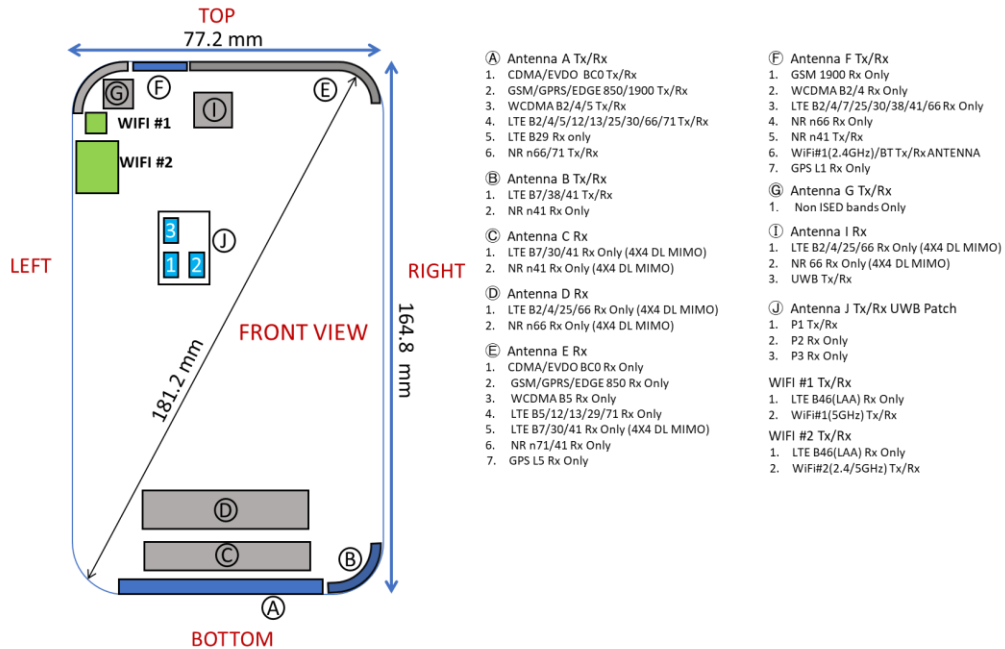


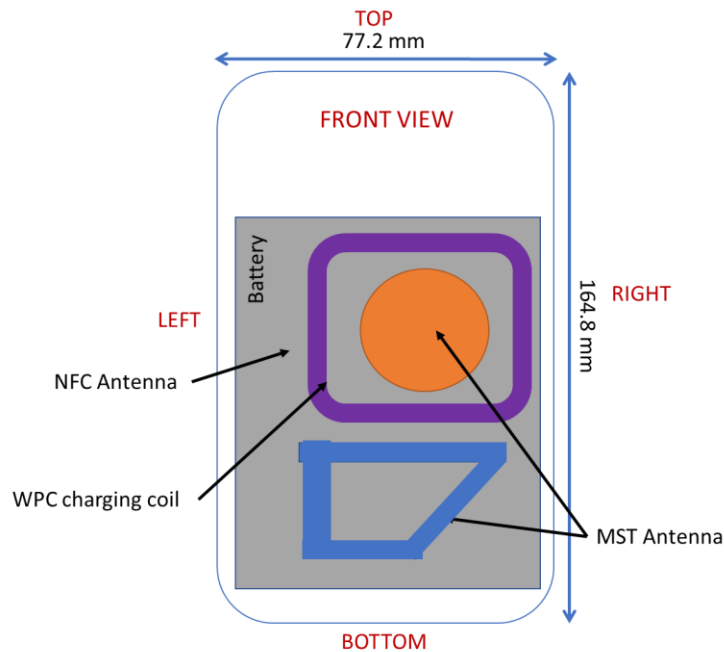
APPENDIX E: DUT ANTENNA DIAGRAM & SAR TEST SETUP PHOTOGRAPHS

| | | | | |
|---|---|------------------------------|---|--|
| FCC ID A3LSMN986W |  | SAR EVALUATION REPORT |  | Approved by: Quality Manager |
| Test Dates: 04/27/20 - 06/11/20 | DUT Type: Portable Handset | | | APPENDIX E: Page 1 of 13 |




**Figure E-1
DUT Antenna Locations**

Note: Exact antenna dimensions and separation distances are shown in the Technical Descriptions in the FCC Filing.




**Figure E-2
NFC Antenna Locations**



| | | | | |
|---|--------------------------------------|------------------------------|--|--|
| FCC ID A3LSMN986W | | SAR EVALUATION REPORT | | Approved by: Quality Manager |
| Test Dates: 04/27/20 - 06/11/20 | DUT Type: Portable Handset | | | APPENDIX E: Page 2 of 13 |




SAR Test Setup Photo 1 – Right Cheek




SAR Test Setup Photo 2 – Right Tilt



| | | | | |
|---|---|------------------------------|---|--|
| FCC ID A3LSMN986W |  | SAR EVALUATION REPORT |  | Approved by: Quality Manager |
| Test Dates: 04/27/20 - 06/11/20 | DUT Type: Portable Handset | | | APPENDIX E: Page 3 of 13 |




SAR Test Setup Photo 3 – Left Cheek




SAR Test Setup Photo 4 – Left Tilt



| | | | | |
|---|--|------------------------------|---|--|
| FCC ID A3LSMN986W |  <small>ENGINEERING LABORATORY, INC.</small> | SAR EVALUATION REPORT |  | Approved by: Quality Manager |
| Test Dates: 04/27/20 - 06/11/20 | DUT Type: Portable Handset | | | APPENDIX E: Page 4 of 13 |




SAR Test Setup Photo 5 – Back Side at 15 mm



SAR Test Setup Photo 6 – Back Side at 10 mm



| | | | | |
|------------------------------------|---|-----------------------------|---|---------------------------------|
| FCC ID A3LSMN986W |  | SAR EVALUATION REPORT |  | Approved by: Quality Manager |
| Test Dates: 04/27/20 - 06/11/20 | DUT Type: Portable Handset | APPENDIX E: Page 5 of 13 | | |




SAR Test Setup Photo 7 – Back Side at 8 mm




SAR Test Setup Photo 8 – Back Side at 0 mm



| | | | | |
|---|---|------------------------------|---|--|
| FCC ID A3LSMN986W |  | SAR EVALUATION REPORT |  | Approved by: Quality Manager |
| Test Dates: 04/27/20 - 06/11/20 | DUT Type: Portable Handset | | | APPENDIX E: Page 6 of 13 |




SAR Test Setup Photo 9 – Front Side at 10 mm




SAR Test Setup Photo 10 – Front Side at 6 mm



| | | | | |
|---|---|------------------------------------|---|--|
| FCC ID A3LSMN986W |  | SAR EVALUATION REPORT |  | Approved by: Quality Manager |
| Test Dates: 04/27/20 - 06/11/20 | DUT Type: Portable Handset | APPENDIX E: Page 7 of 13 | | |




SAR Test Setup Photo 11 – Front Side at 0 mm




SAR Test Setup Photo 12 – Top Side at 10 mm



| | | | | |
|------------------------------------|---|-----------------------|---|---------------------------------|
| FCC ID A3LSMN986W |  | SAR EVALUATION REPORT |  | Approved by: Quality Manager |
| Test Dates: 04/27/20 - 06/11/20 | DUT Type: Portable Handset | | | APPENDIX E: Page 8 of 13 |




SAR Test Setup Photo 13 – Top Side at 0 mm




SAR Test Setup Photo 14 – Bottom Side at 12 mm



| | | | | |
|---|---|------------------------------|---|--|
| FCC ID A3LSMN986W |  | SAR EVALUATION REPORT |  | Approved by: Quality Manager |
| Test Dates: 04/27/20 - 06/11/20 | DUT Type: Portable Handset | | | APPENDIX E: Page 9 of 13 |




SAR Test Setup Photo 15 – Bottom Side at 10 mm




SAR Test Setup Photo 16 – Bottom Side at 0 mm



| | | | | |
|---|---|-------------------------------------|---|--|
| FCC ID A3LSMN986W |  | SAR EVALUATION REPORT |  | Approved by: Quality Manager |
| Test Dates: 04/27/20 - 06/11/20 | DUT Type: Portable Handset | APPENDIX E: Page 10 of 13 | | |




SAR Test Setup Photo 17 – Right Side at 10 mm




SAR Test Setup Photo 18 – Right Side at 0 mm



| | | | | |
|---|---|-------------------------------------|---|--|
| FCC ID A3LSMN986W |  | SAR EVALUATION REPORT |  | Approved by: Quality Manager |
| Test Dates: 04/27/20 - 06/11/20 | DUT Type: Portable Handset | APPENDIX E: Page 11 of 13 | | |



SAR Test Setup Photo 19 – Left Side at 10 mm





SAR Test Setup Photo 20 – Left Side at 0 mm

| | | | | |
|------------------------------------|---|------------------------------|---|---------------------------------|
| FCC ID A3LSMN986W |  | SAR EVALUATION REPORT |  | Approved by: Quality Manager |
| Test Dates: 04/27/20 - 06/11/20 | DUT Type: Portable Handset | APPENDIX E: Page 12 of 13 | | |



SAR Test Setup Photo 21 – Vertical and Horizontal Reference Lines

| | | | | |
|---|---|-------------------------------------|---|--|
| FCC ID A3LSMN986W |  | SAR EVALUATION REPORT |  | Approved by: Quality Manager |
| Test Dates: 04/27/20 - 06/11/20 | DUT Type: Portable Handset | APPENDIX E: Page 13 of 13 | | |