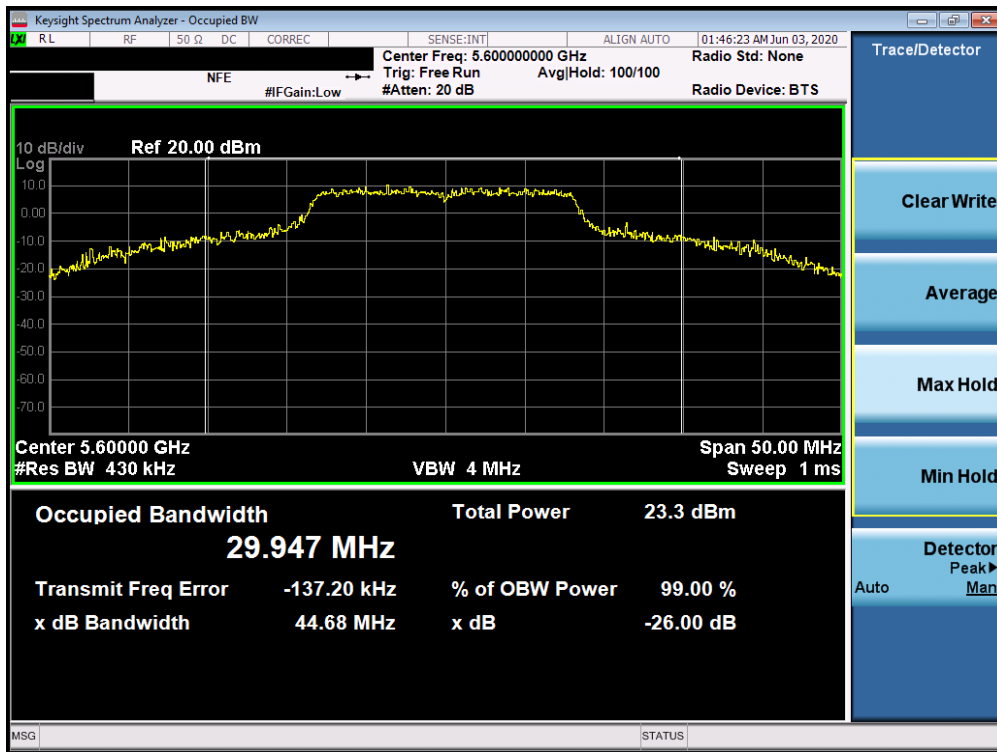
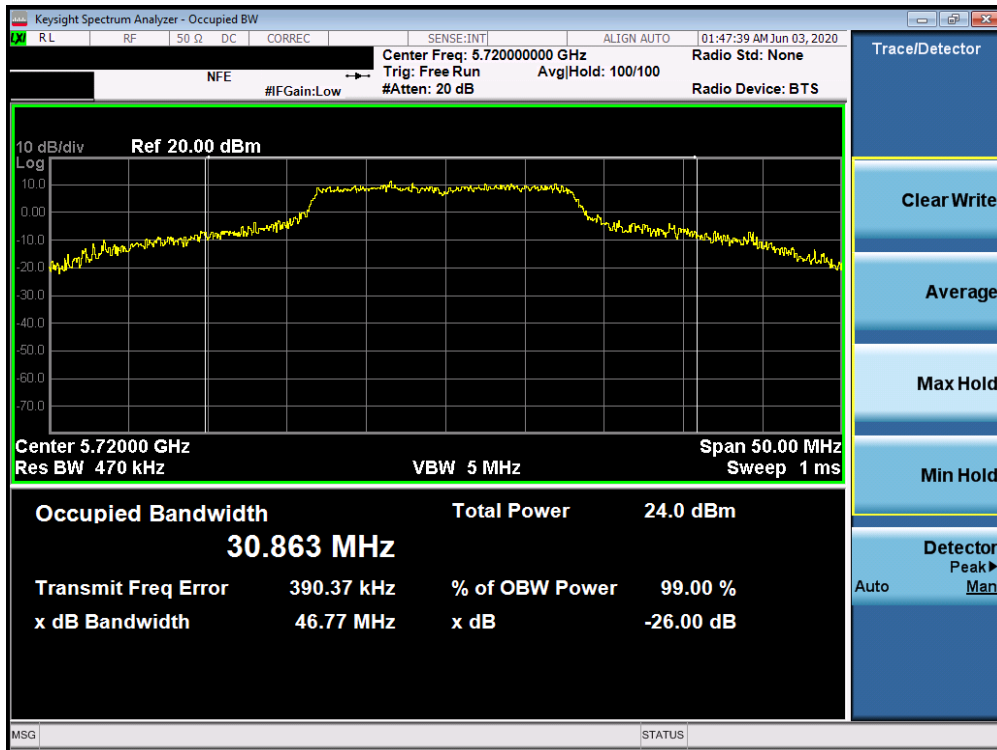


Plot 7-76. 26dB Bandwidth Plot SISO ANT2 (802.11a (UNII Band 2C) – Ch. 100)

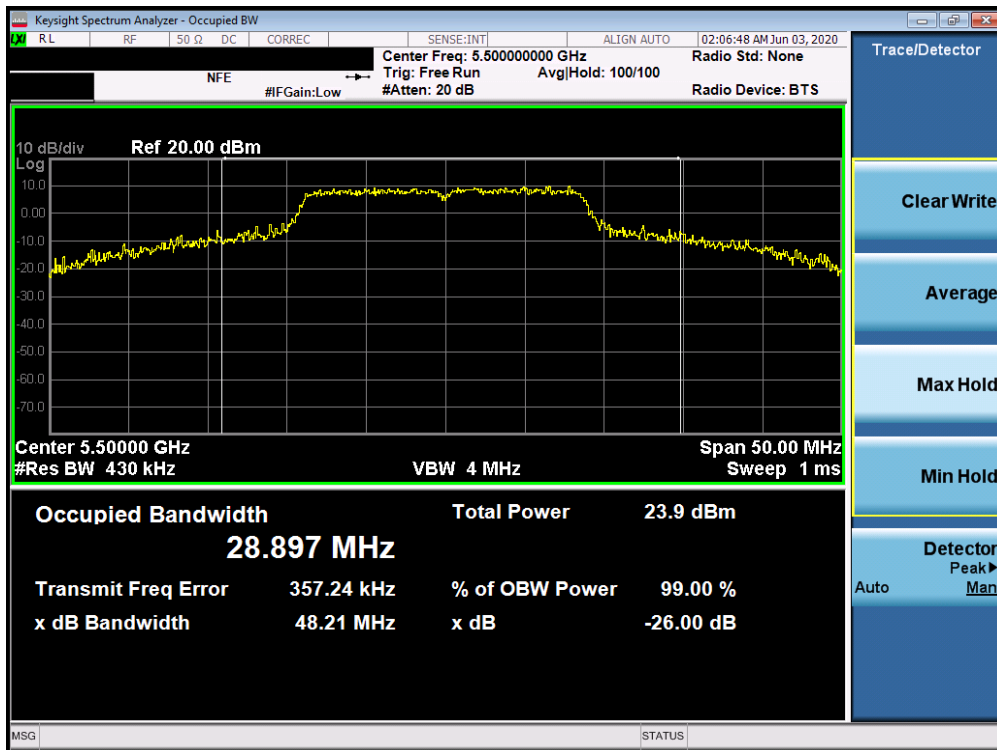


Plot 7-77. 26dB Bandwidth Plot SISO ANT2 (802.11a (UNII Band 2C) – Ch. 120)

FCC ID: A3LSMN986W		MEASUREMENT REPORT (CERTIFICATION)		Approved by: Quality Manager
Test Report S/N: 1M2004170066-06.A3L	Test Dates: 4/17 - 6/12/2020	EUT Type: Portable Handset		Page 57 of 231

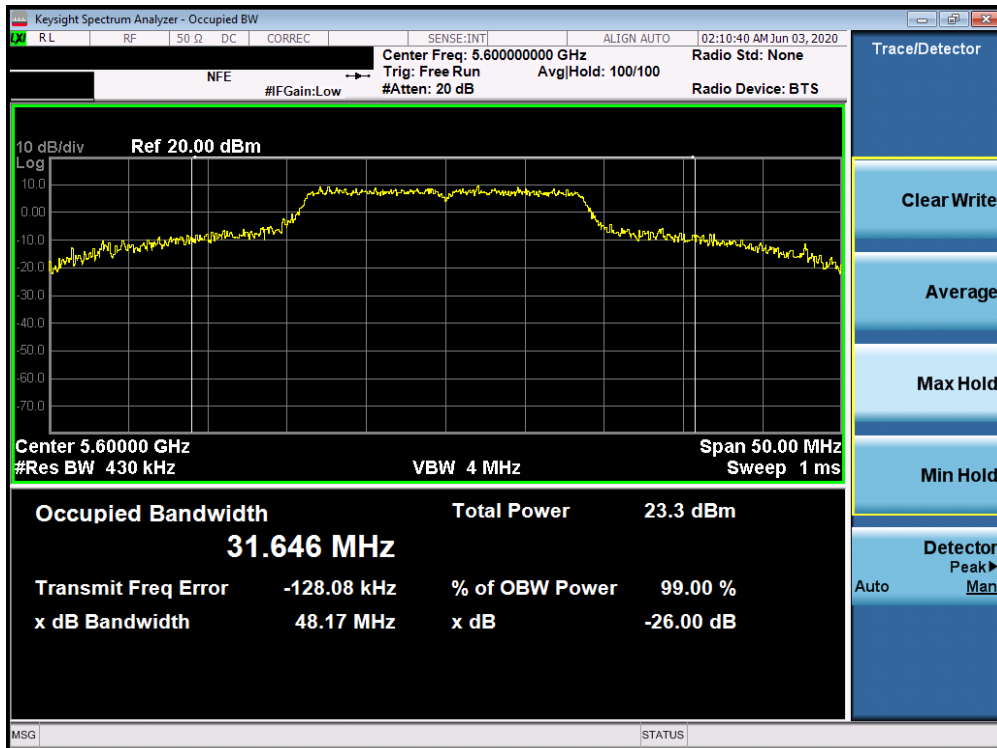


Plot 7-78. 26dB Bandwidth Plot SISO ANT2 (802.11a (UNII Band 2C) – Ch. 144)

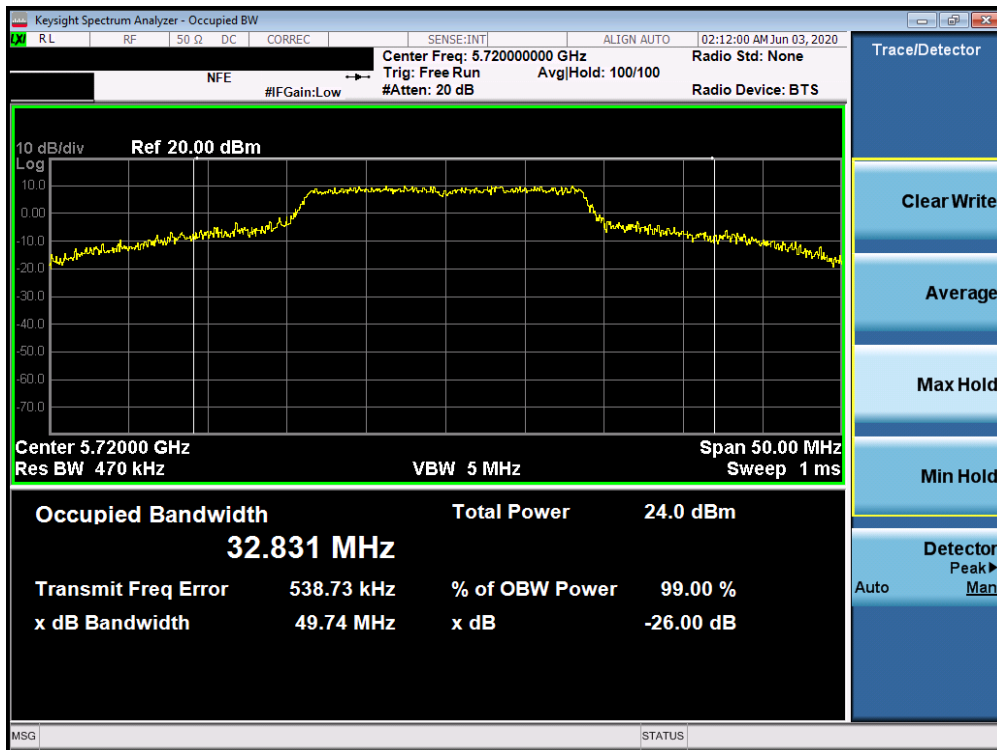


Plot 7-79. 26dB Bandwidth Plot SISO ANT2 (20MHz BW 802.11n (UNII Band 2C) – Ch. 100)

FCC ID: A3LSMN986W		MEASUREMENT REPORT (CERTIFICATION)		Approved by: Quality Manager
Test Report S/N: 1M2004170066-06.A3L	Test Dates: 4/17 - 6/12/2020	EUT Type: Portable Handset		Page 58 of 231

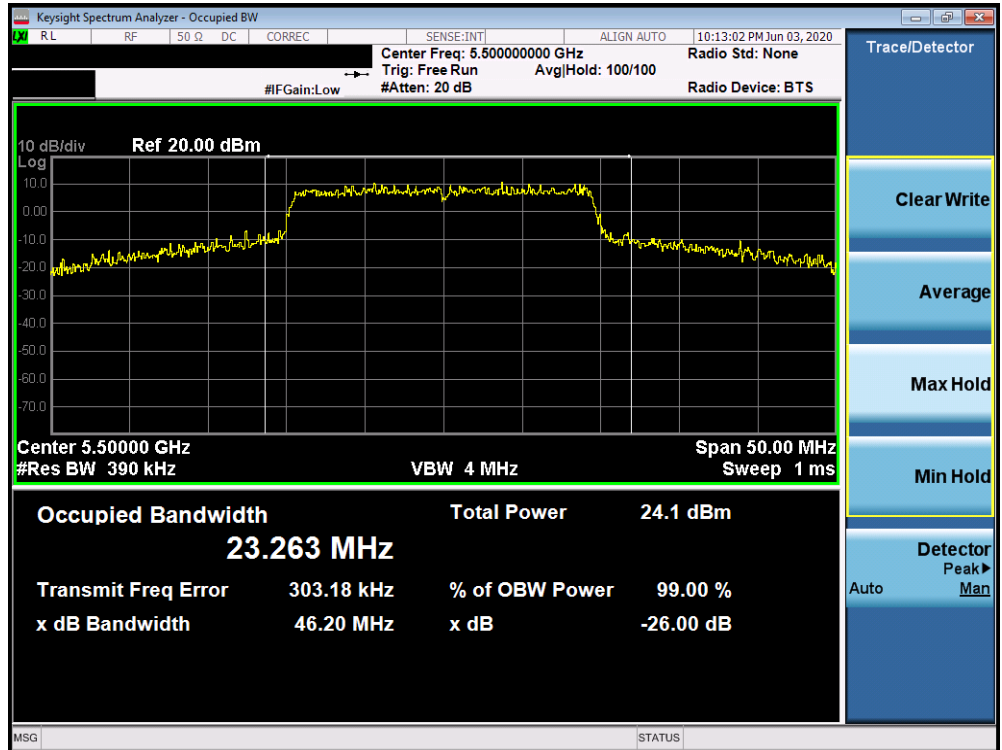


Plot 7-80. 26dB Bandwidth Plot SISO ANT2 (20MHz BW 802.11n (UNII Band 2C) – Ch. 120)

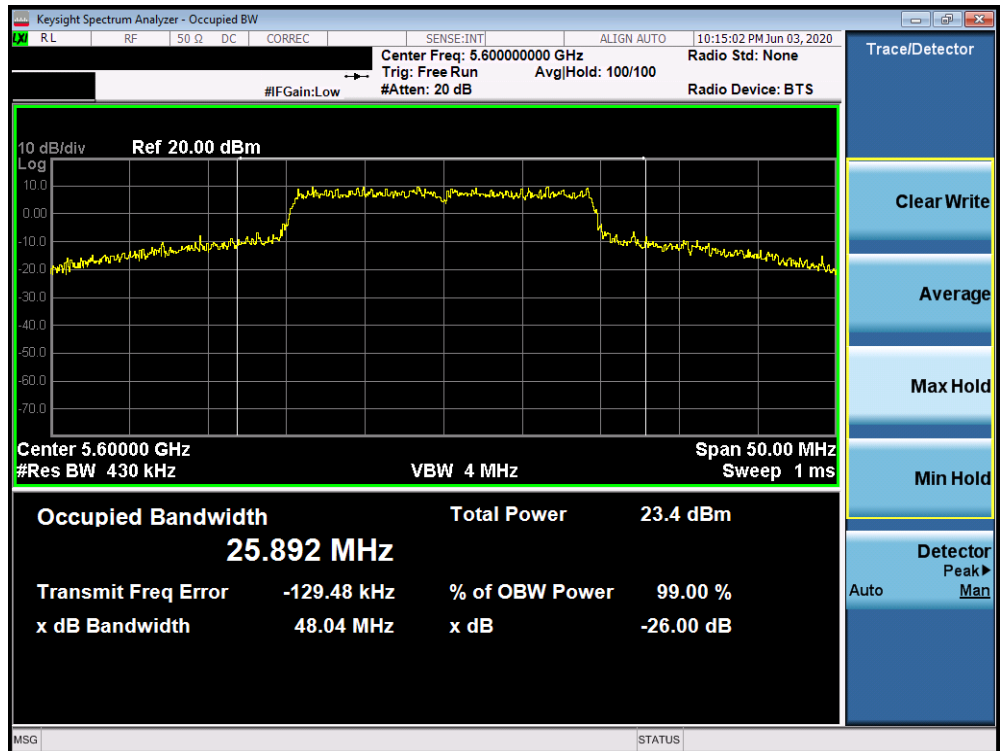


Plot 7-81. 26dB Bandwidth Plot SISO ANT2 (20MHz BW 802.11n (UNII Band 2C) – Ch. 144)

FCC ID: A3LSMN986W		MEASUREMENT REPORT (CERTIFICATION)		Approved by: Quality Manager
Test Report S/N: 1M2004170066-06.A3L	Test Dates: 4/17 - 6/12/2020	EUT Type: Portable Handset		Page 59 of 231

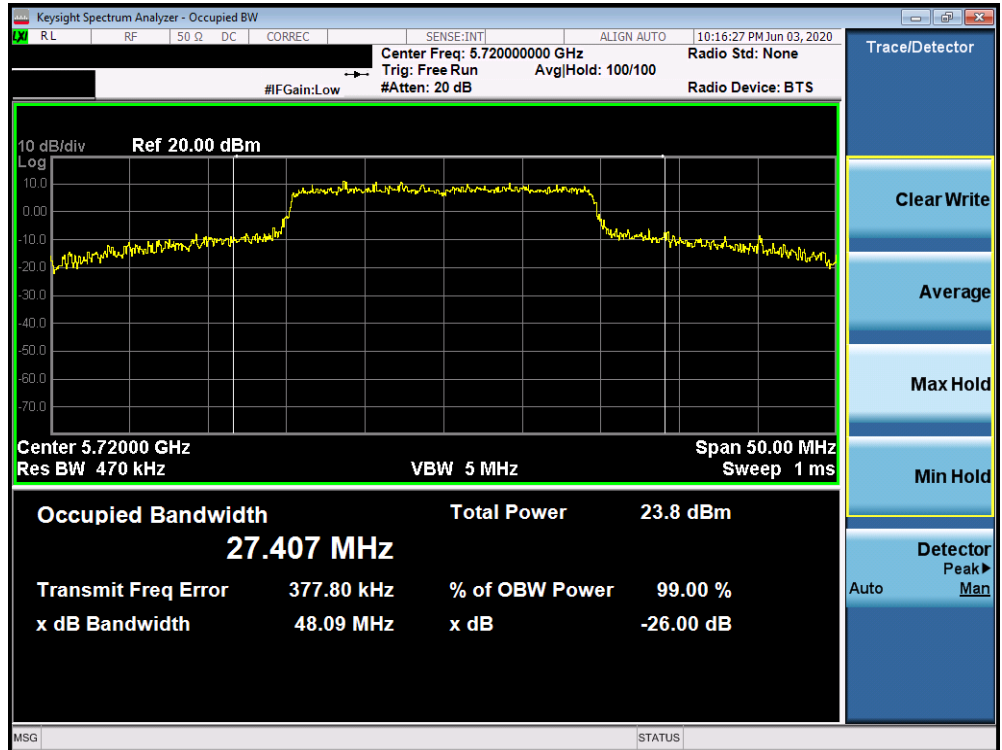


Plot 7-82. 26dB Bandwidth Plot SISO ANT2 (20MHz BW 802.11ax (UNII Band 2C) – Ch. 100)

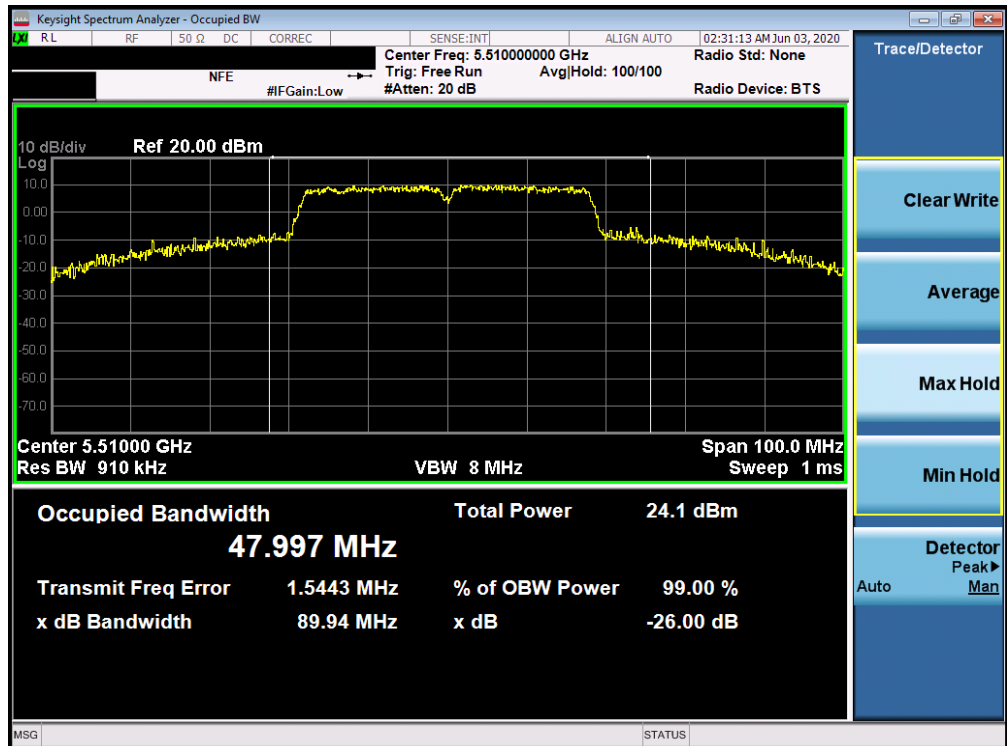


Plot 7-83. 26dB Bandwidth Plot SISO ANT2 (20MHz BW 802.11ax (UNII Band 2C) – Ch. 120)

FCC ID: A3LSMN986W		MEASUREMENT REPORT (CERTIFICATION)		Approved by: Quality Manager
Test Report S/N: 1M2004170066-06.A3L	Test Dates: 4/17 - 6/12/2020	EUT Type: Portable Handset		Page 60 of 231

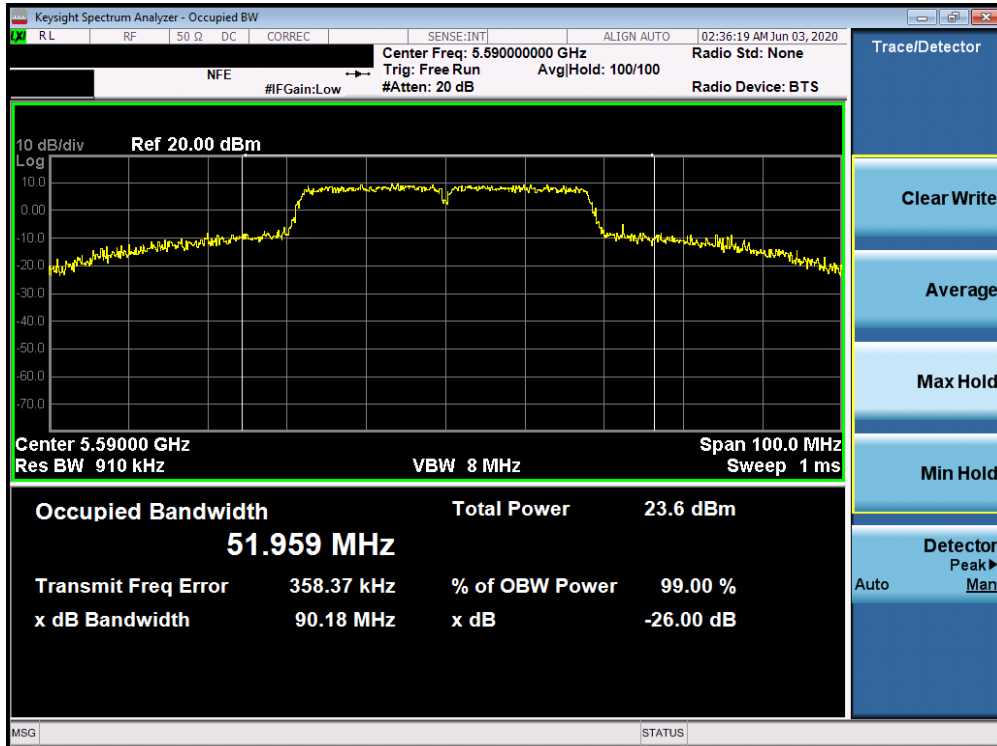


Plot 7-84. 26dB Bandwidth Plot SISO ANT2 (20MHz BW 802.11ax (UNII Band 2C) – Ch. 144)

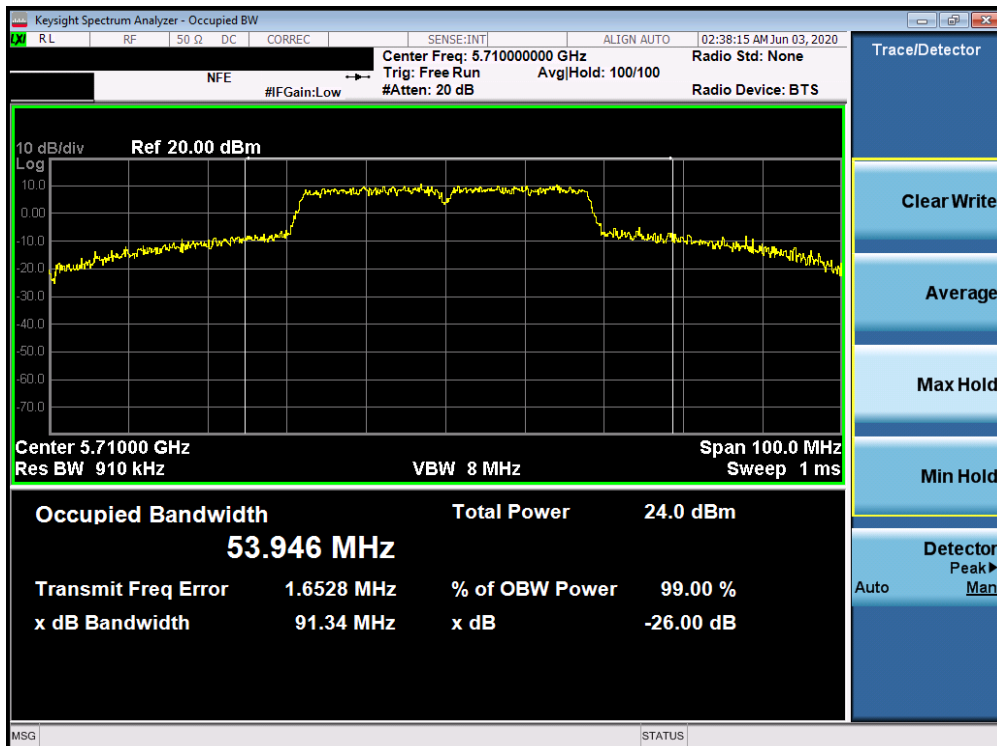


Plot 7-85. 26dB Bandwidth Plot SISO ANT2 (40MHz BW 802.11n (UNII Band 2C) – Ch. 102)

FCC ID: A3LSMN986W		MEASUREMENT REPORT (CERTIFICATION)		Approved by: Quality Manager
Test Report S/N: 1M2004170066-06.A3L	Test Dates: 4/17 - 6/12/2020	EUT Type: Portable Handset		Page 61 of 231



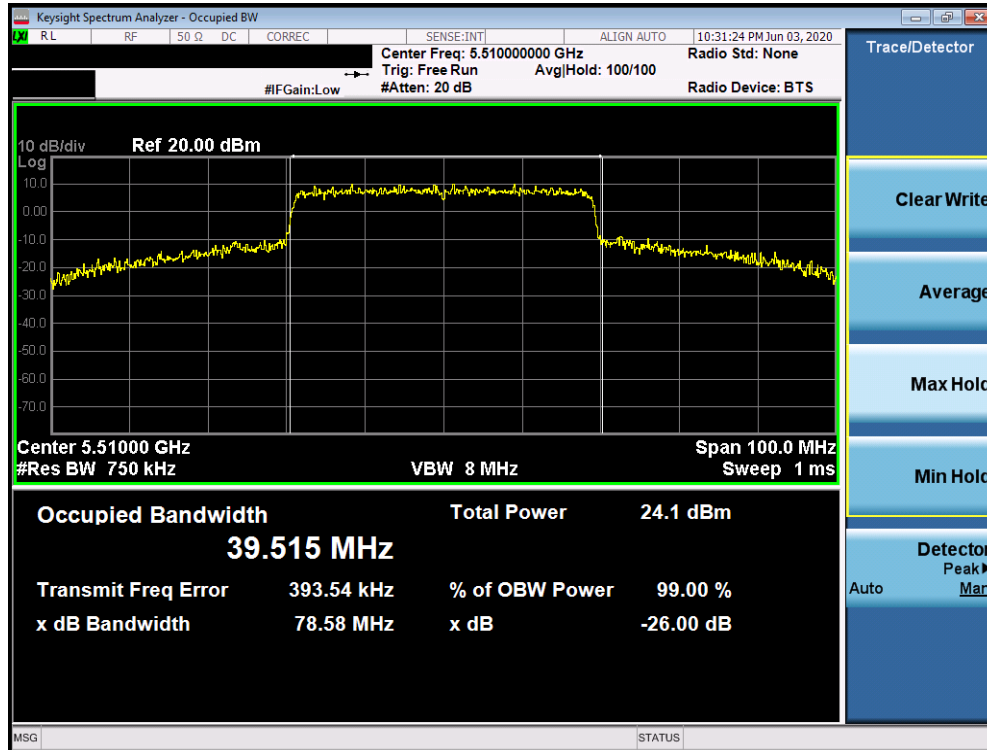
Plot 7-86. 26dB Bandwidth Plot SISO ANT2 (40MHz BW 802.11n (UNII Band 2C) – Ch. 118)



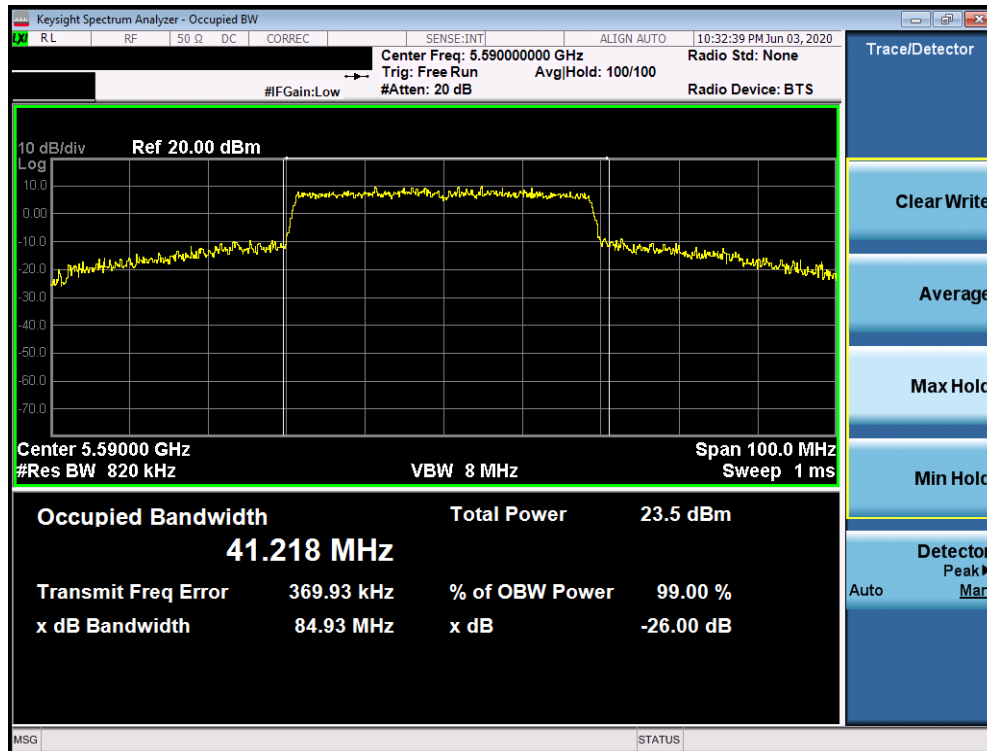
Plot 7-87. 26dB Bandwidth Plot SISO ANT2 (40MHz BW 802.11n (UNII Band 2C) – Ch. 142)

FCC ID: A3LSMN986W		MEASUREMENT REPORT (CERTIFICATION)		Approved by: Quality Manager
Test Report S/N: 1M2004170066-06.A3L	Test Dates: 4/17 - 6/12/2020	EUT Type: Portable Handset		Page 62 of 231



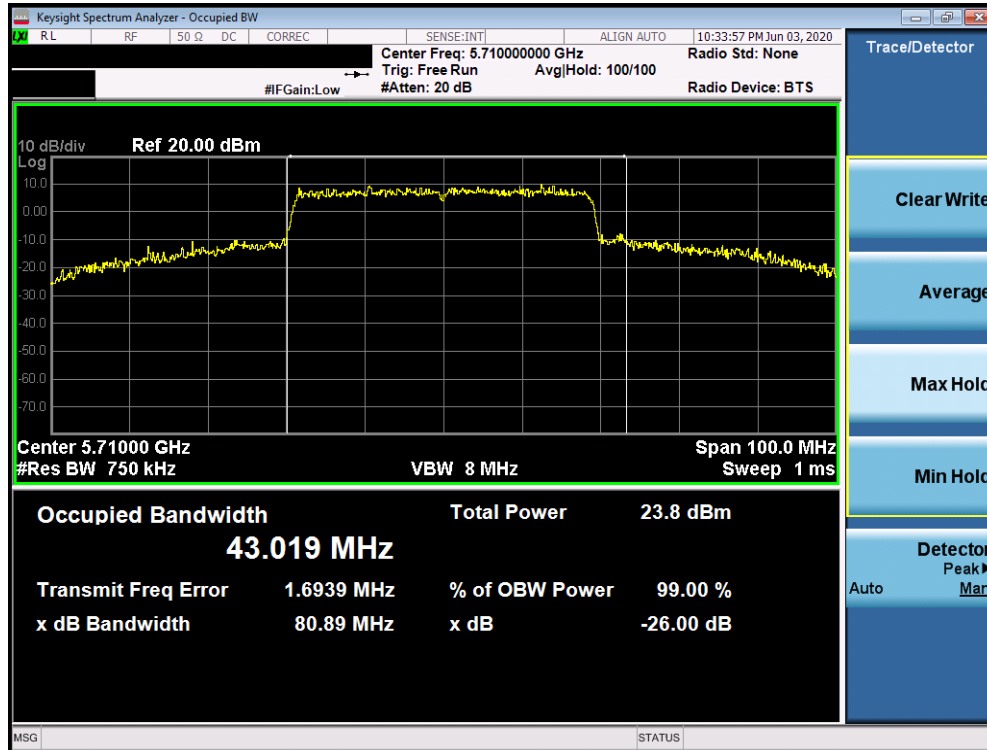


Plot 7-88. 26dB Bandwidth Plot SISO ANT2 (40MHz BW 802.11ax (UNII Band 2C) – Ch. 102)

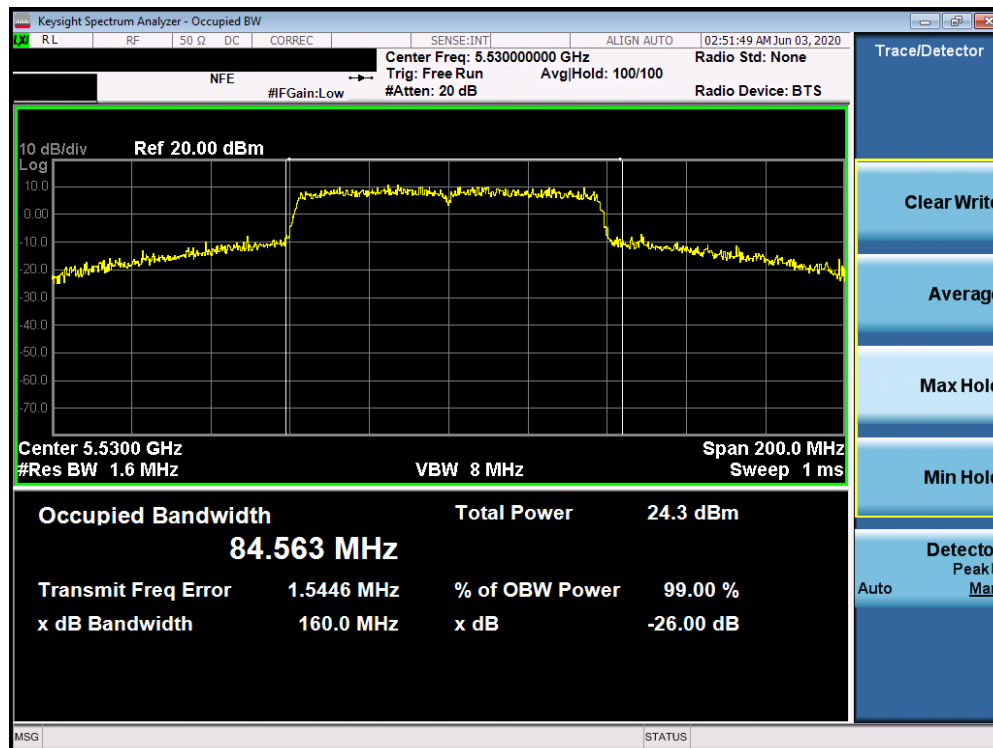


Plot 7-89. 26dB Bandwidth Plot SISO ANT2 (40MHz BW 802.11ax (UNII Band 2C) – Ch. 118)

FCC ID: A3LSMN986W		MEASUREMENT REPORT (CERTIFICATION)		Approved by: Quality Manager
Test Report S/N: 1M2004170066-06.A3L	Test Dates: 4/17 - 6/12/2020	EUT Type: Portable Handset		Page 63 of 231



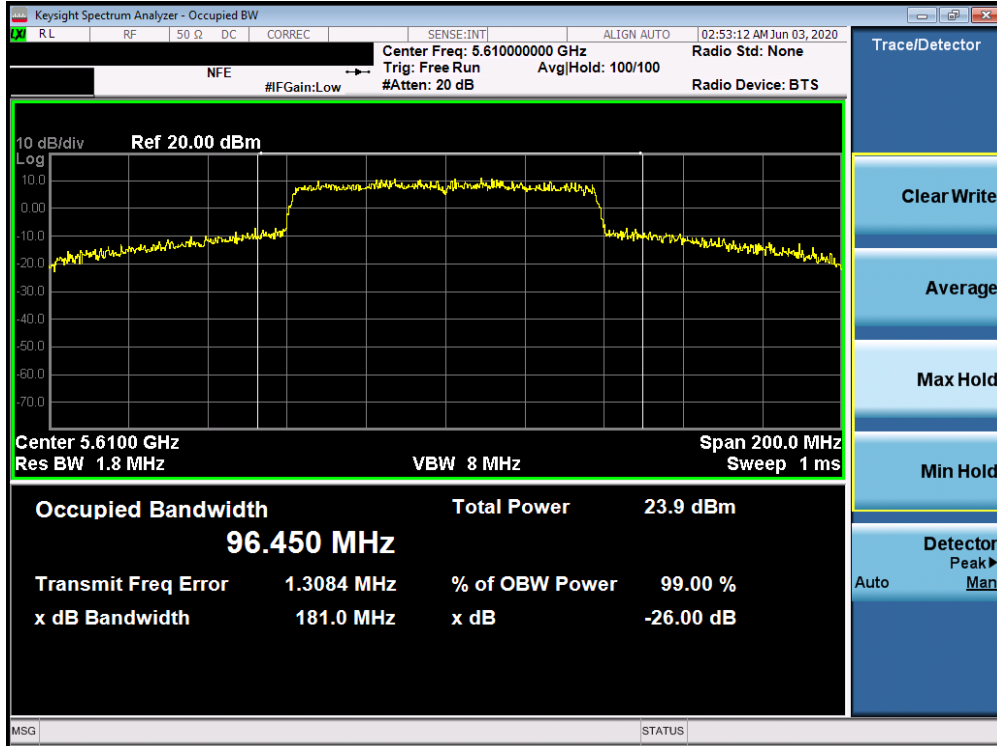
Plot 7-90. 26dB Bandwidth Plot SISO ANT2 (40MHz BW 802.11ax (UNII Band 2C) – Ch. 142)



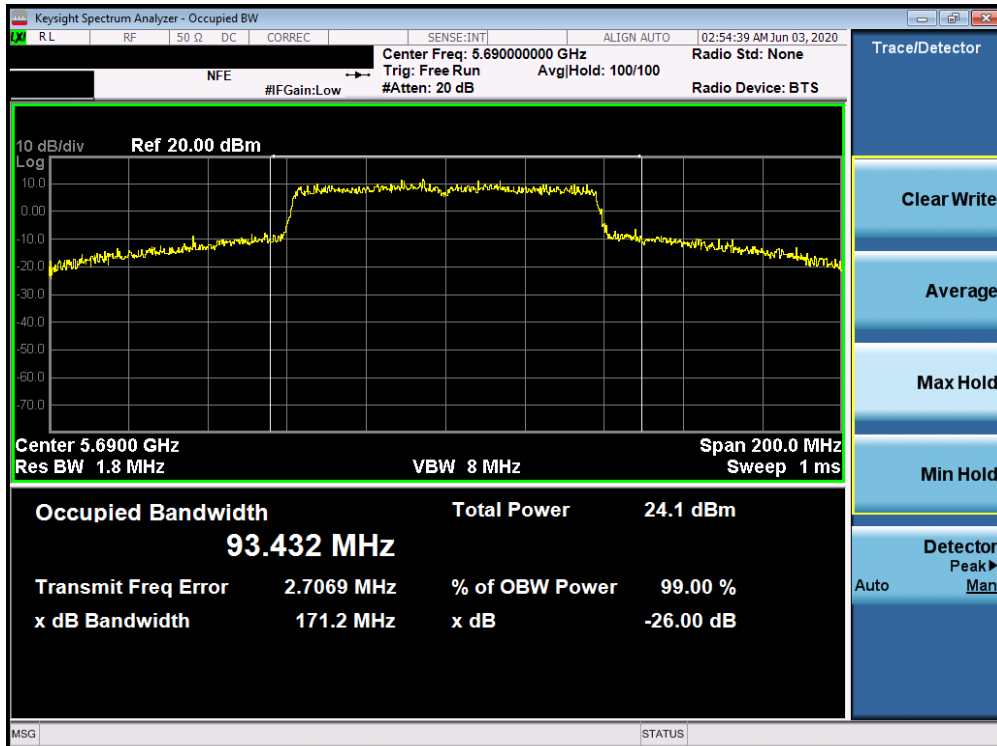
Plot 7-91. 26dB Bandwidth Plot SISO ANT2 (80MHz BW 802.11ac (UNII Band 2C) – Ch. 106)

FCC ID: A3LSMN986W		MEASUREMENT REPORT (CERTIFICATION)		Approved by: Quality Manager
Test Report S/N: 1M2004170066-06.A3L	Test Dates: 4/17 - 6/12/2020	EUT Type: Portable Handset		Page 64 of 231



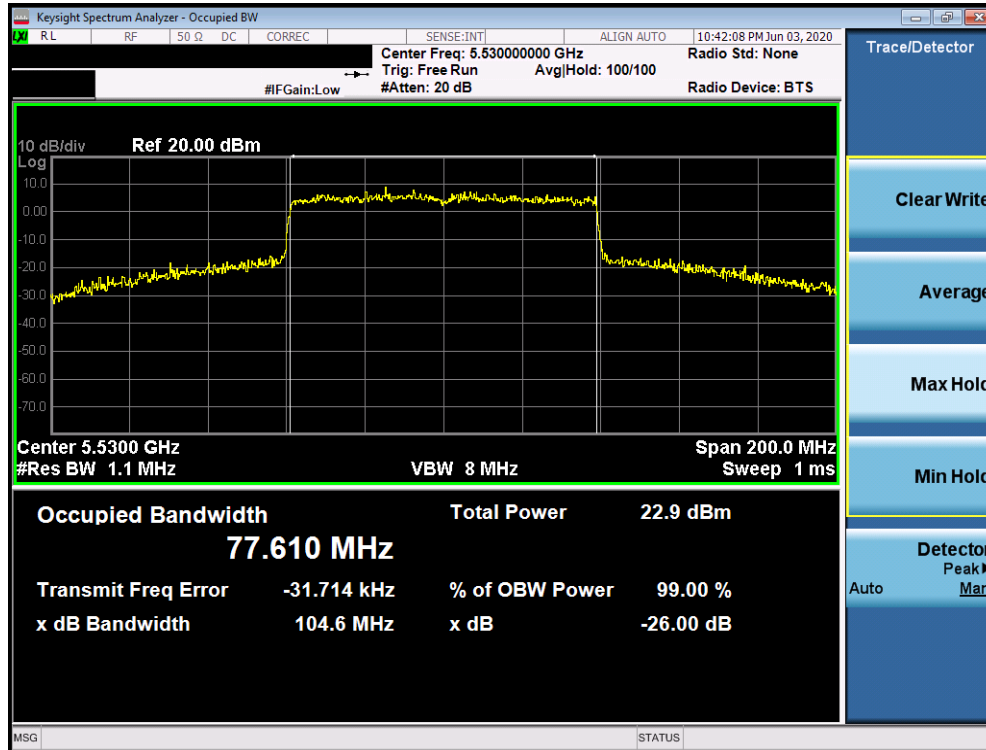


Plot 7-92. 26dB Bandwidth Plot SISO ANT2 (80MHz BW 802.11ac (UNII Band 2C) – Ch. 122)

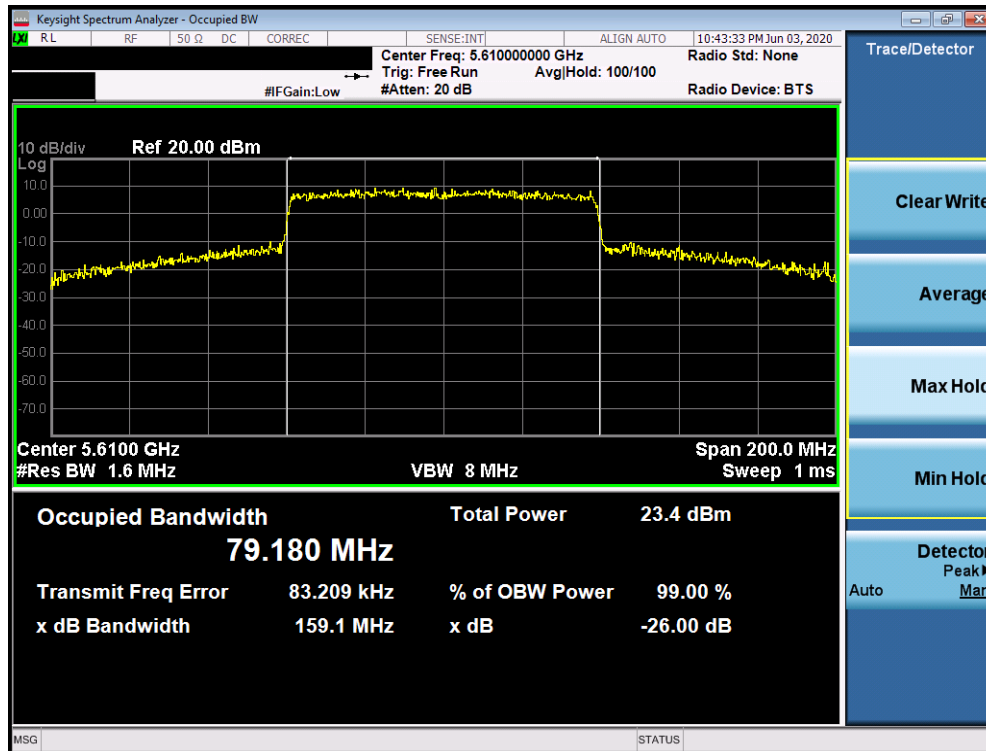


Plot 7-93. 26dB Bandwidth Plot SISO ANT2 (80MHz BW 802.11ac (UNII Band 2C) – Ch. 138)

FCC ID: A3LSMN986W		MEASUREMENT REPORT (CERTIFICATION)		Approved by: Quality Manager
Test Report S/N: 1M2004170066-06.A3L	Test Dates: 4/17 - 6/12/2020	EUT Type: Portable Handset		Page 65 of 231

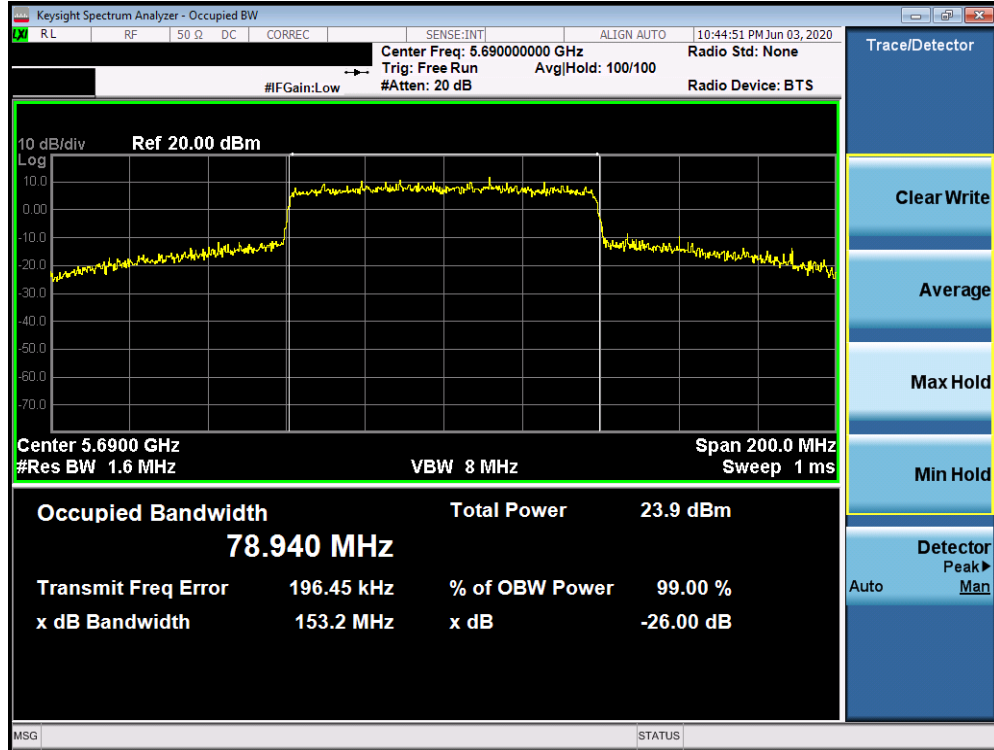


Plot 7-94. 26dB Bandwidth Plot SISO ANT2 (80MHz BW 802.11ax (UNII Band 2C) – Ch. 106)



Plot 7-95. 26dB Bandwidth Plot SISO ANT2 (80MHz BW 802.11ax (UNII Band 2C) – Ch. 122)

FCC ID: A3LSMN986W		MEASUREMENT REPORT (CERTIFICATION)		Approved by: Quality Manager
Test Report S/N: 1M2004170066-06.A3L	Test Dates: 4/17 - 6/12/2020	EUT Type: Portable Handset		Page 66 of 231



Plot 7-96. 26dB Bandwidth Plot SISO ANT2 (80MHz BW 802.11ax (UNII Band 2C) – Ch. 138)

FCC ID: A3LSMN986W		MEASUREMENT REPORT (CERTIFICATION)		Approved by: Quality Manager
Test Report S/N: 1M2004170066-06.A3L	Test Dates: 4/17 - 6/12/2020	EUT Type: Portable Handset		Page 67 of 231

### 7.3 6dB Bandwidth Measurement – 802.11a/n/ac/ax §15.407 (e); RSS-Gen [6.2]

#### Test Overview and Limit

The bandwidth at 6dB down from the highest in-band spectral density is measured with a spectrum analyzer connected to the antenna terminal while the EUT is operating at its maximum duty cycle, at its maximum power control level, as defined in ANSI C63.10-2013 and KDB 789033 D02 v02r01, and at the appropriate frequencies. The spectrum analyzer's bandwidth measurement function is configured to measure the 6dB bandwidth.

***In the 5.725 – 5.850GHz band, the 6dB bandwidth must be  $\geq$  500 kHz.***

#### Test Procedure Used

ANSI C63.10-2013 – Section 6.9.2  
KDB 789033 D02 v02r01 – Section C

#### Test Settings

1. The signal analyzers' automatic bandwidth measurement capability was used to perform the 6dB bandwidth measurement. The "X" dB bandwidth parameter was set to  $X = 6$ . The automatic bandwidth measurement function also has the capability of simultaneously measuring the 99% occupied bandwidth. The bandwidth measurement was not influenced by any intermediate power nulls in the fundamental emission.
2. RBW = 100 kHz
3. VBW  $\geq 3 \times$  RBW
4. Detector = Peak
5. Trace mode = max hold
6. Sweep = auto couple

#### Test Setup

The EUT and measurement equipment were set up as shown in the diagram below.



**Figure 7-2. Test Instrument & Measurement Setup**

#### Test Notes

None.

FCC ID: A3LSMN986W		MEASUREMENT REPORT (CERTIFICATION)		Approved by: Quality Manager
Test Report S/N: 1M2004170066-06.A3L	Test Dates: 4/17 - 6/12/2020	EUT Type: Portable Handset		Page 68 of 231

## SISO Antenna-1 6 dB Bandwidth Measurements

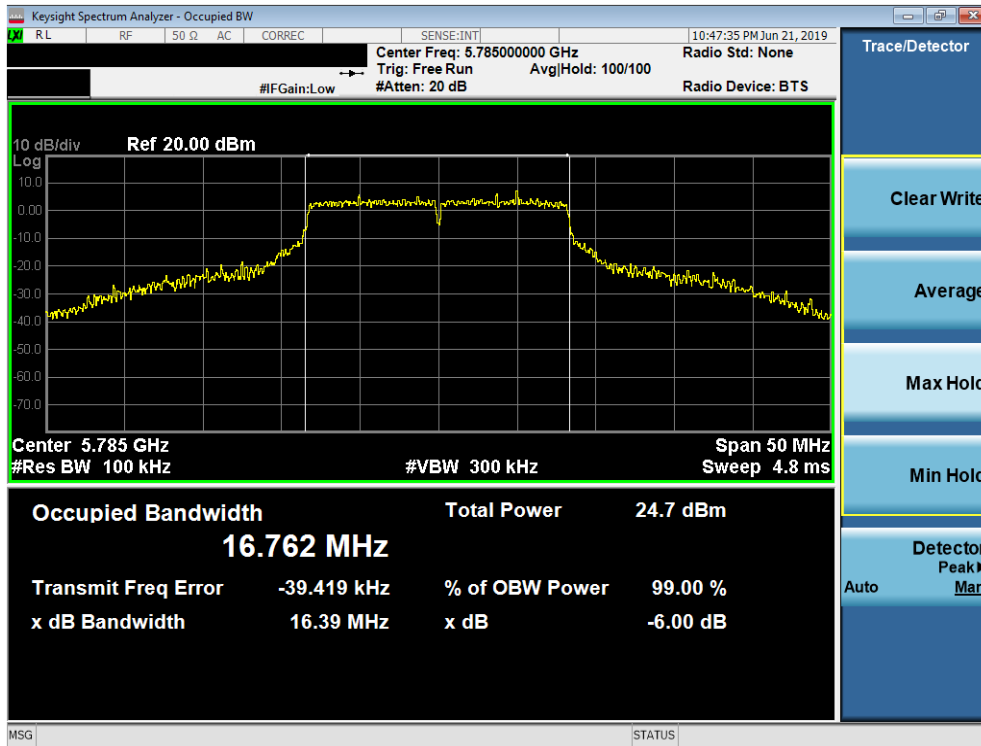
	Frequency [MHz]	Channel No.	802.11 Mode	Data Rate [Mbps]	Measured 6dB Bandwidth [MHz]
<b>Band 3</b>	5745	149	a	6	16.39
	5785	157	a	6	16.39
	5825	165	a	6	16.40
	5745	149	n (20MHz)	6.5/7.2 (MCS0)	17.61
	5785	157	n (20MHz)	6.5/7.2 (MCS0)	17.58
	5825	165	n (20MHz)	6.5/7.2 (MCS0)	17.59
	5745	149	ax (20MHz)	6.5/7.2 (MCS0)	19.07
	5785	157	ax (20MHz)	6.5/7.2 (MCS0)	19.09
	5825	165	ax (20MHz)	6.5/7.2 (MCS0)	19.15
	5755	151	n (40MHz)	13.5/15 (MCS0)	36.33
	5795	159	n (40MHz)	13.5/15 (MCS0)	36.17
	5755	151	ax (40MHz)	13.5/15 (MCS0)	37.66
	5795	159	ax (40MHz)	13.5/15 (MCS0)	37.52
	5775	155	ac (80MHz)	29.3/32.5 (MCS0)	75.94
	5775	155	ax (80MHz)	29.3/32.5 (MCS0)	77.00

Table 7-4. Conducted Bandwidth Measurements SISO ANT1

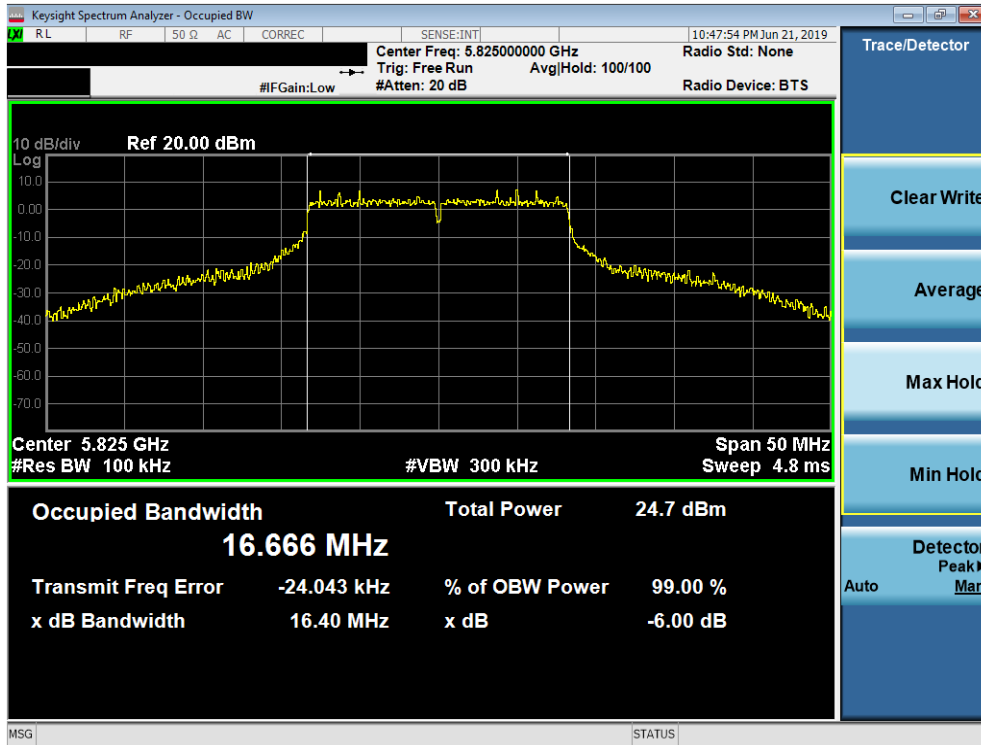


Plot 7-97. 6dB Bandwidth Plot SISO ANT1 (802.11a (UNII Band 3) – Ch. 149)

FCC ID: A3LSMN986W		MEASUREMENT REPORT (CERTIFICATION)		Approved by: Quality Manager
Test Report S/N: 1M2004170066-06.A3L	Test Dates: 4/17 - 6/12/2020	EUT Type: Portable Handset		Page 69 of 231



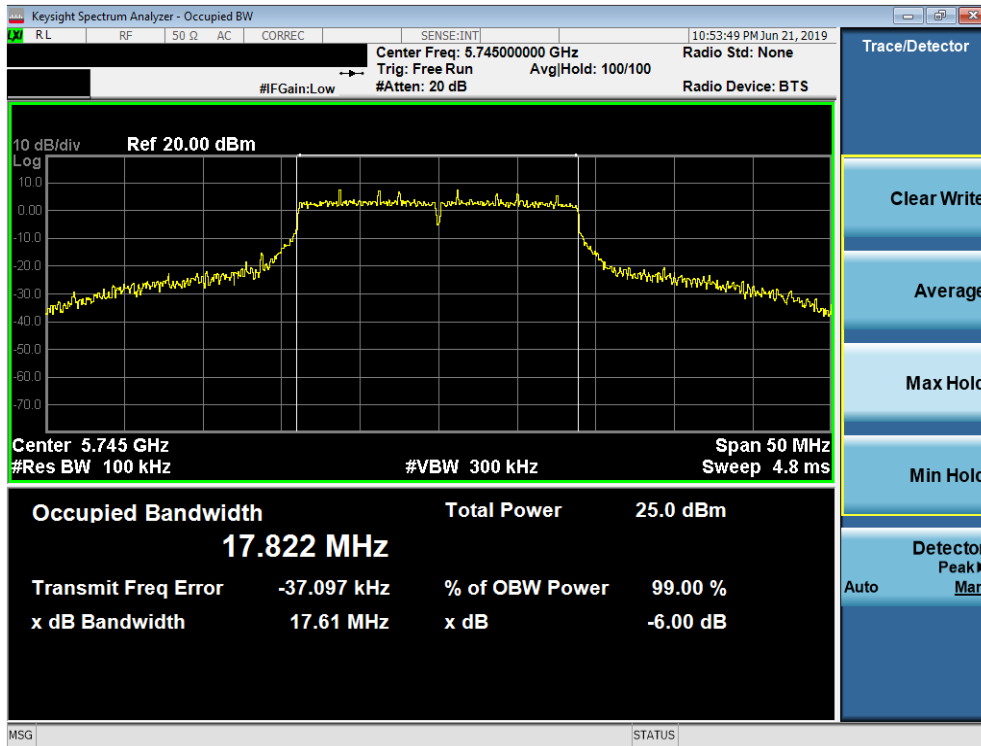
Plot 7-98. 6dB Bandwidth Plot SISO ANT1 (802.11a (UNII Band 3) – Ch. 157)



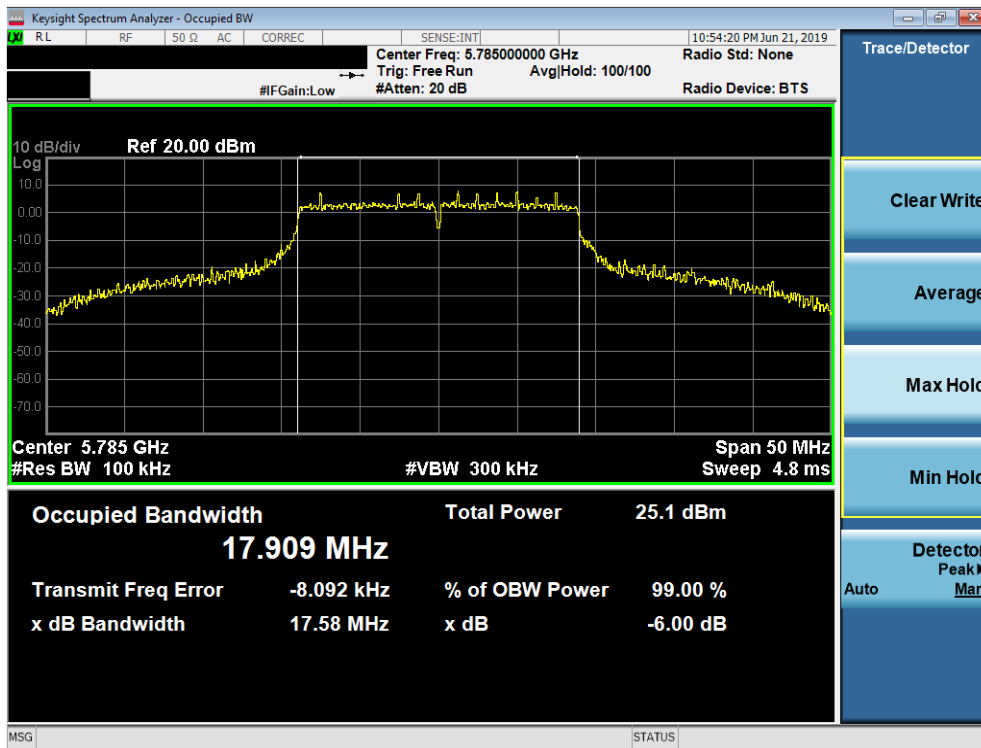
Plot 7-99. 6dB Bandwidth Plot SISO ANT1 (802.11a (UNII Band 3) – Ch. 165)

FCC ID: A3LSMN986W		MEASUREMENT REPORT (CERTIFICATION)		Approved by: Quality Manager
Test Report S/N: 1M2004170066-06.A3L	Test Dates: 4/17 - 6/12/2020	EUT Type: Portable Handset		Page 70 of 231



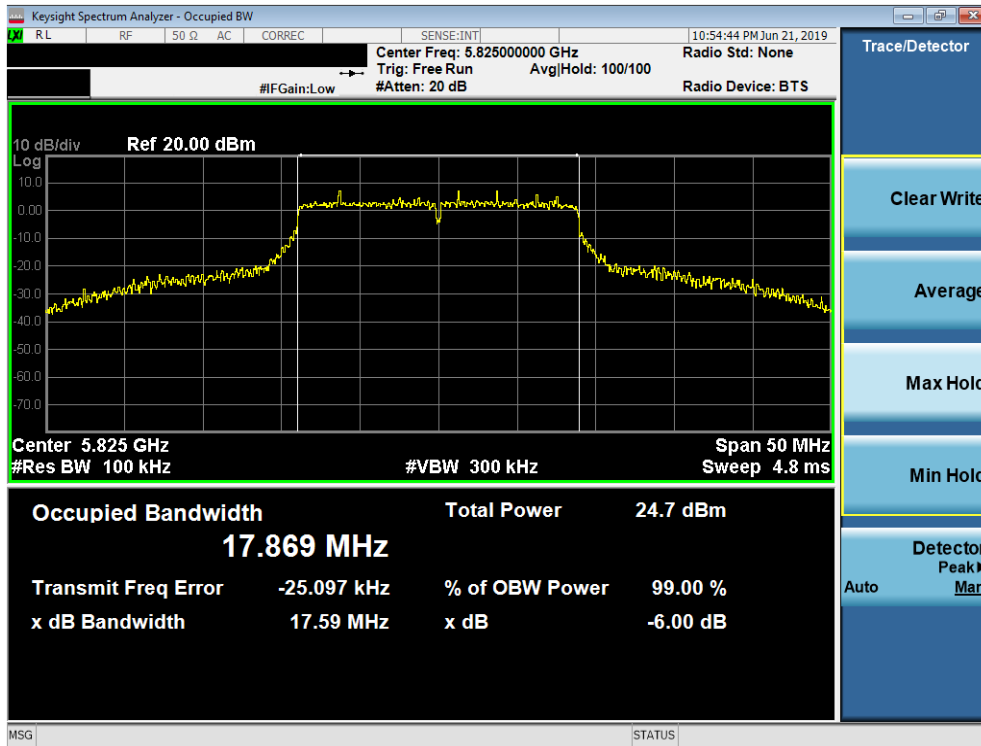


Plot 7-100. 6dB Bandwidth Plot SISO ANT1 (20MHz BW 802.11n (UNII Band 3) – Ch. 149)

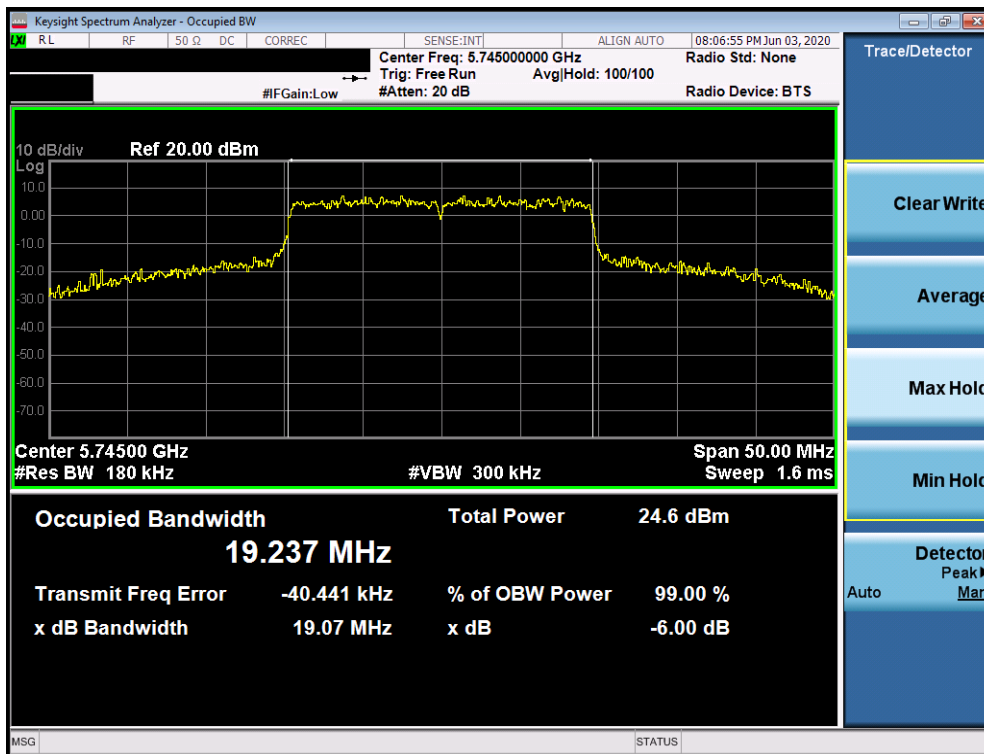


Plot 7-101. 6dB Bandwidth Plot SISO ANT1 (20MHz BW 802.11n (UNII Band 3) – Ch. 157)

FCC ID: A3LSMN986W		MEASUREMENT REPORT (CERTIFICATION)		Approved by: Quality Manager
Test Report S/N: 1M2004170066-06.A3L	Test Dates: 4/17 - 6/12/2020	EUT Type: Portable Handset		Page 71 of 231

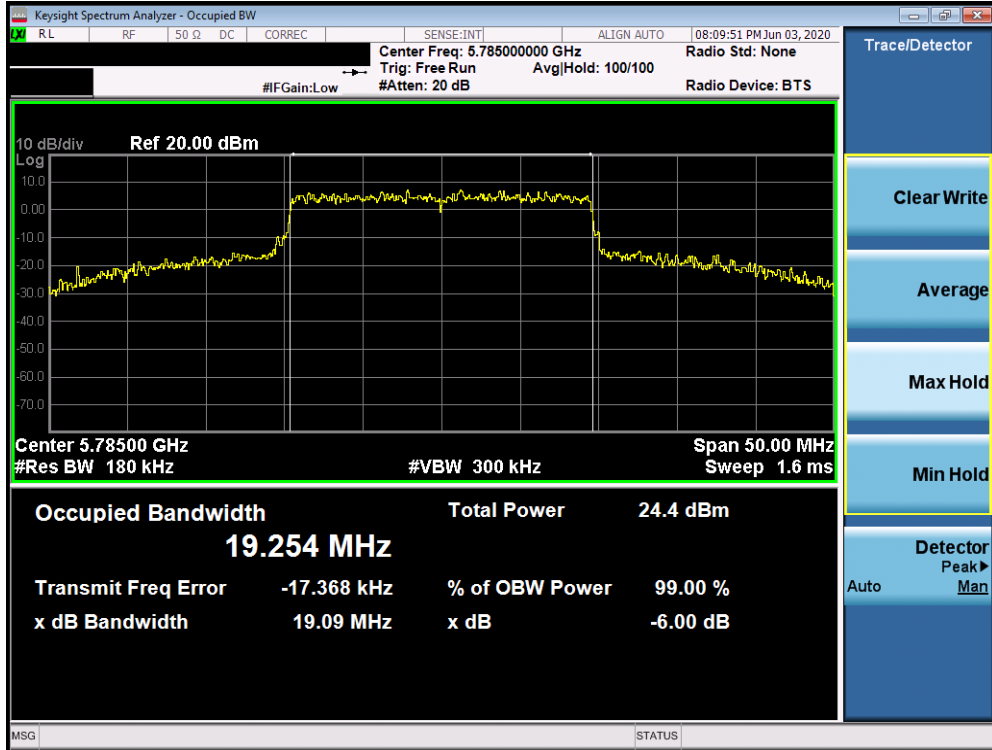


Plot 7-102. 6dB Bandwidth Plot SISO ANT1 (20MHz BW 802.11n (UNII Band 3) – Ch. 165)

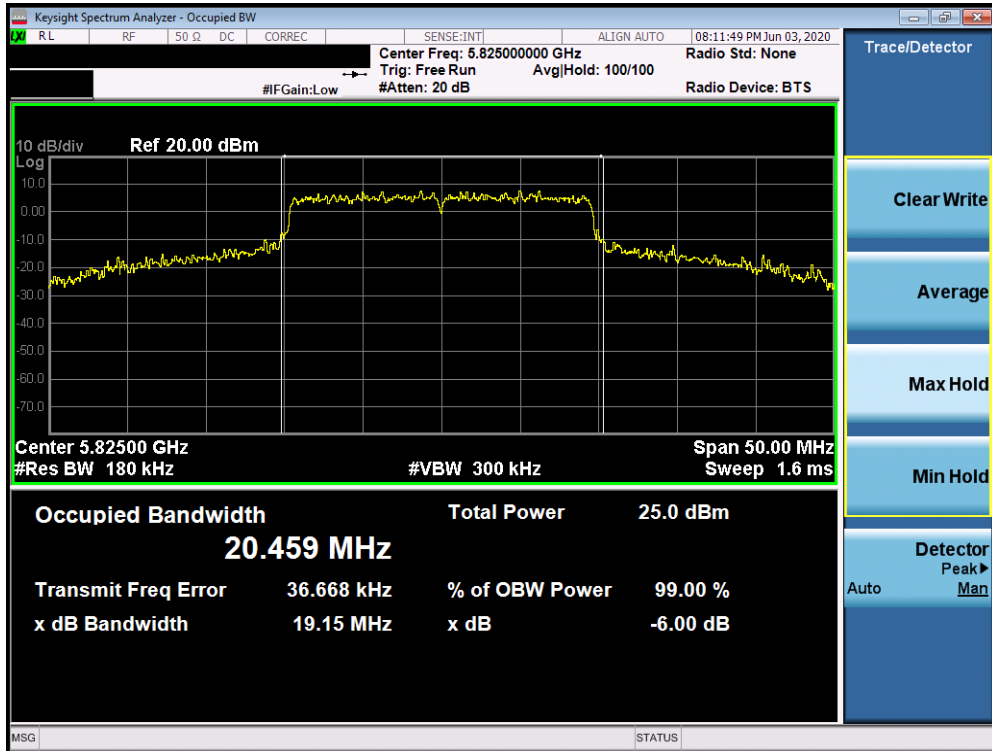


Plot 7-103. 6dB Bandwidth Plot SISO ANT1 (20MHz BW 802.11ax (UNII Band 3) – Ch. 149)

FCC ID: A3LSMN986W		MEASUREMENT REPORT (CERTIFICATION)		Approved by: Quality Manager
Test Report S/N: 1M2004170066-06.A3L	Test Dates: 4/17 - 6/12/2020	EUT Type: Portable Handset		Page 72 of 231

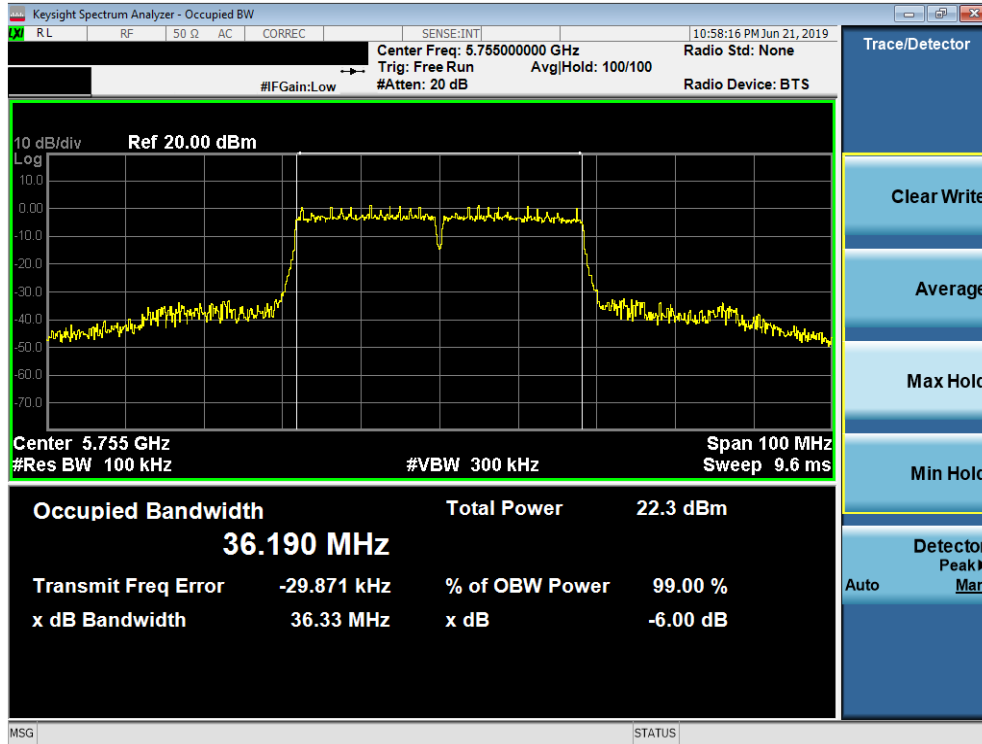


Plot 7-104. 6dB Bandwidth Plot SISO ANT1 (20MHz BW 802.11ax (UNII Band 3) – Ch. 157)

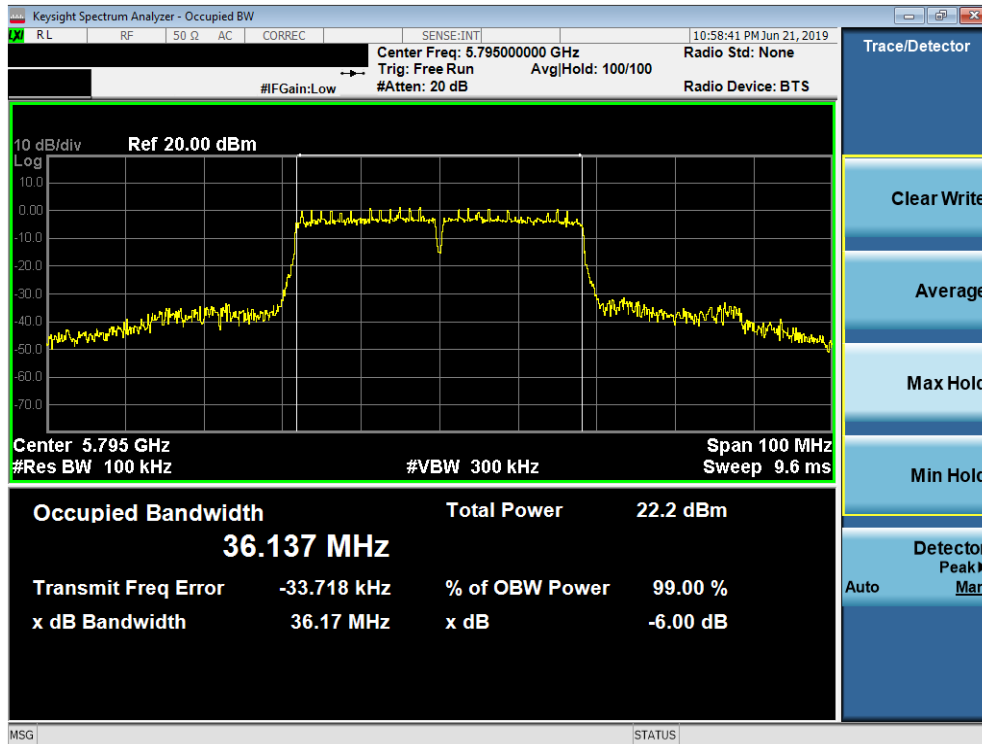


Plot 7-105. 6dB Bandwidth Plot SISO ANT1 (20MHz BW 802.11ax (UNII Band 3) – Ch. 165)

FCC ID: A3LSMN986W		MEASUREMENT REPORT (CERTIFICATION)		Approved by: Quality Manager
Test Report S/N: 1M2004170066-06.A3L	Test Dates: 4/17 - 6/12/2020	EUT Type: Portable Handset		Page 73 of 231

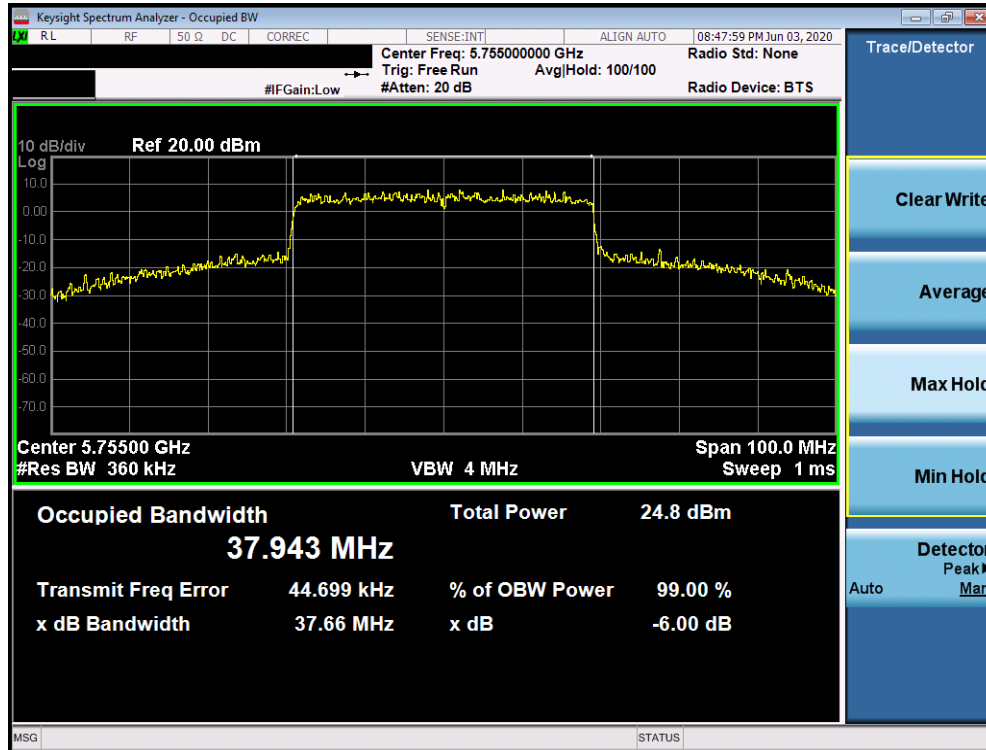


Plot 7-106. 6dB Bandwidth Plot SISO ANT1 (40MHz BW 802.11n (UNII Band 3) – Ch. 151)

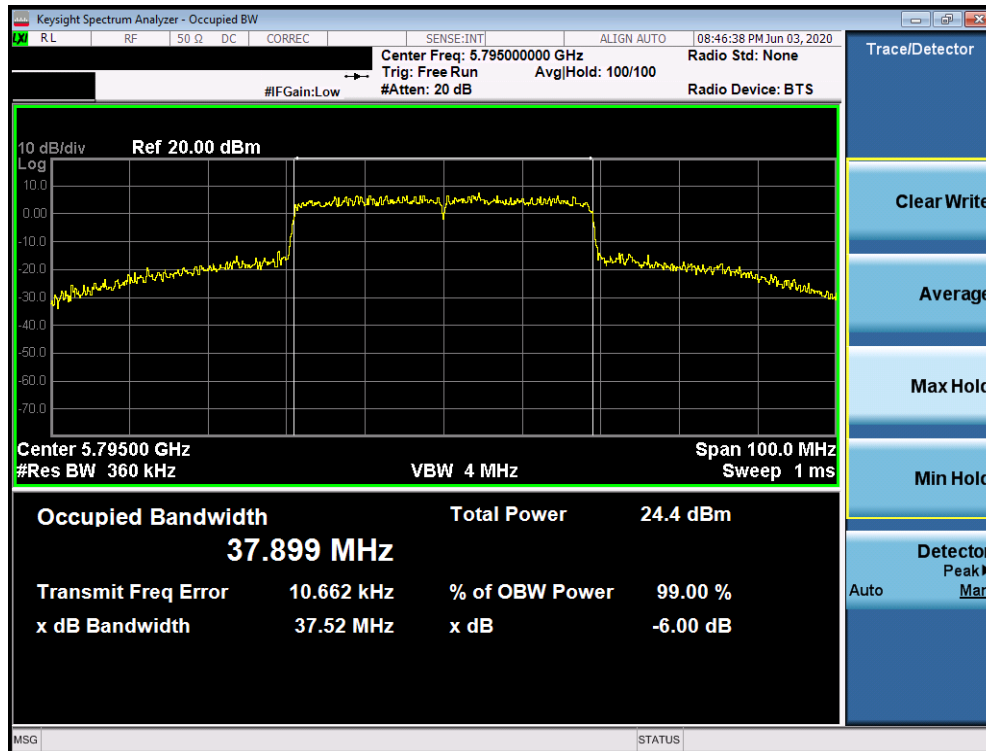


Plot 7-107. 6dB Bandwidth Plot SISO ANT1 (40MHz BW 802.11n (UNII Band 3) – Ch. 159)

FCC ID: A3LSMN986W		MEASUREMENT REPORT (CERTIFICATION)		Approved by: Quality Manager
Test Report S/N: 1M2004170066-06.A3L	Test Dates: 4/17 - 6/12/2020	EUT Type: Portable Handset		Page 74 of 231

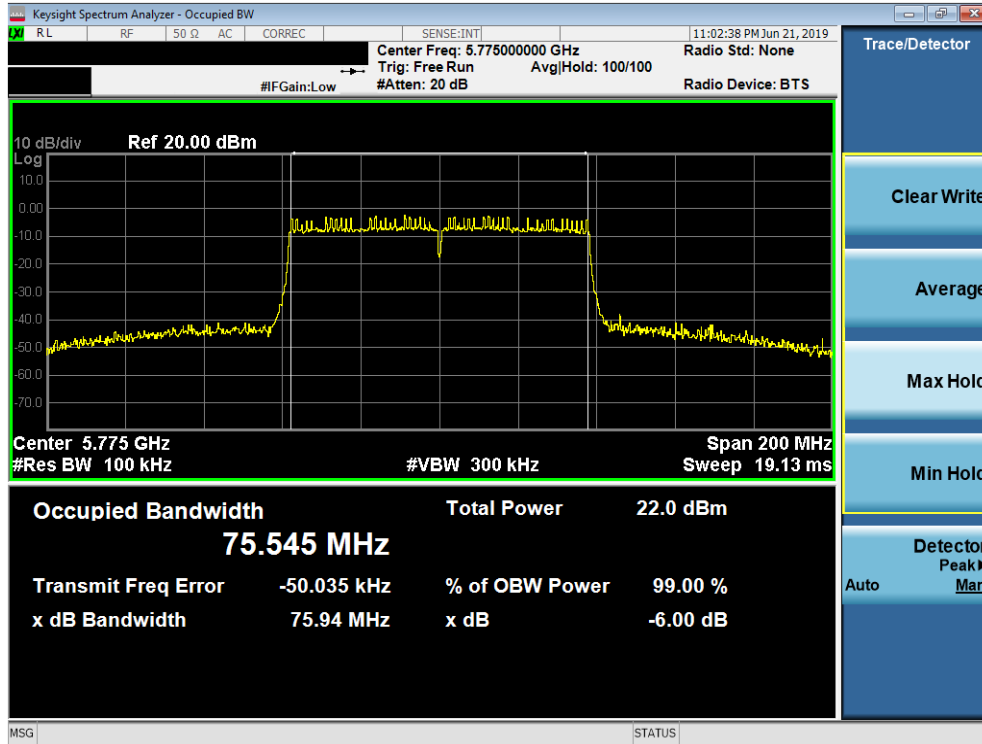


Plot 7-108. 6dB Bandwidth Plot SISO ANT1 (40MHz BW 802.11ax (UNII Band 3) – Ch. 151)



Plot 7-109. 6dB Bandwidth Plot SISO ANT1 (40MHz BW 802.11ax (UNII Band 3) – Ch. 151)

FCC ID: A3LSMN986W		MEASUREMENT REPORT (CERTIFICATION)		Approved by: Quality Manager
Test Report S/N: 1M2004170066-06.A3L	Test Dates: 4/17 - 6/12/2020	EUT Type: Portable Handset		Page 75 of 231



Plot 7-110. 6dB Bandwidth Plot SISO ANT1 (80MHz BW 802.11ac (UNII Band 3) – Ch. 155)



Plot 7-111. 6dB Bandwidth Plot SISO ANT1 (80MHz BW 802.11ax (UNII Band 3) – Ch. 155)

FCC ID: A3LSMN986W		<b>MEASUREMENT REPORT (CERTIFICATION)</b>		Approved by: Quality Manager
Test Report S/N: 1M2004170066-06.A3L	Test Dates: 4/17 - 6/12/2020	EUT Type: Portable Handset		Page 76 of 231

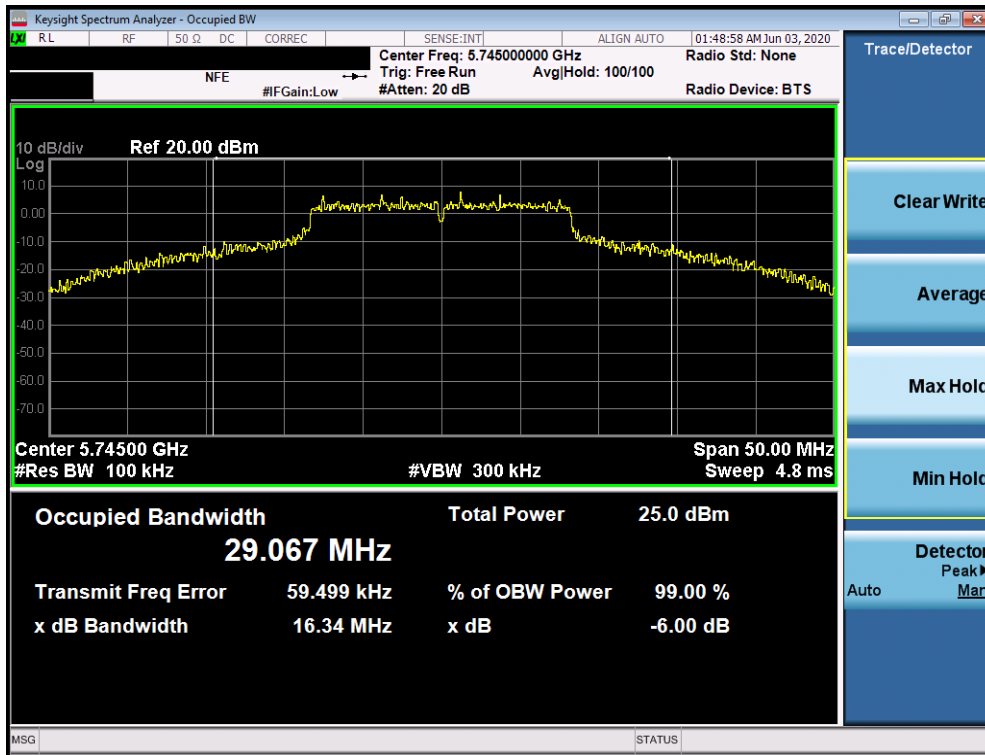


## SISO Antenna-2 6dB Bandwidth Measurements

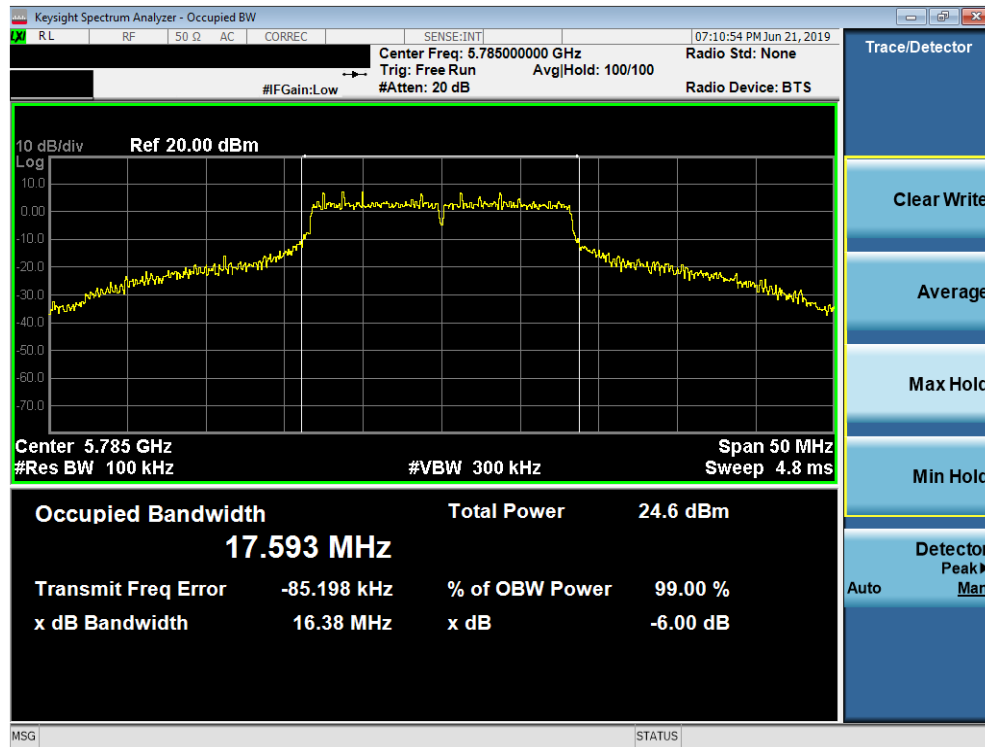
	Frequency [MHz]	Channel No.	802.11 Mode	Data Rate [Mbps]	Measured 6dB Bandwidth [MHz]
<b>Band 3</b>	5745	149	a	6	16.34
	5785	157	a	6	16.38
	5825	165	a	6	16.42
	5745	149	n (20MHz)	6.5/7.2 (MCS0)	17.63
	5785	157	n (20MHz)	6.5/7.2 (MCS0)	17.59
	5825	165	n (20MHz)	6.5/7.2 (MCS0)	17.61
	5745	149	ax (20MHz)	6.5/7.2 (MCS0)	19.06
	5785	157	ax (20MHz)	6.5/7.2 (MCS0)	19.09
	5825	165	ax (20MHz)	6.5/7.2 (MCS0)	19.05
	5755	151	n (40MHz)	13.5/15 (MCS0)	36.33
	5795	159	n (40MHz)	13.5/15 (MCS0)	36.38
	5755	151	ax (40MHz)	13.5/15 (MCS0)	37.95
	5795	159	ax (40MHz)	13.5/15 (MCS0)	37.96
	5775	155	ac (80MHz)	29.3/32.5 (MCS0)	75.64
	5775	155	ax (80MHz)	29.3/32.5 (MCS0)	77.40

**Table 7-5. Conducted Bandwidth Measurements SISO ANT2**

FCC ID: A3LSMN986W		MEASUREMENT REPORT (CERTIFICATION)		Approved by: Quality Manager
Test Report S/N: 1M2004170066-06.A3L	Test Dates: 4/17 - 6/12/2020	EUT Type: Portable Handset		Page 77 of 231

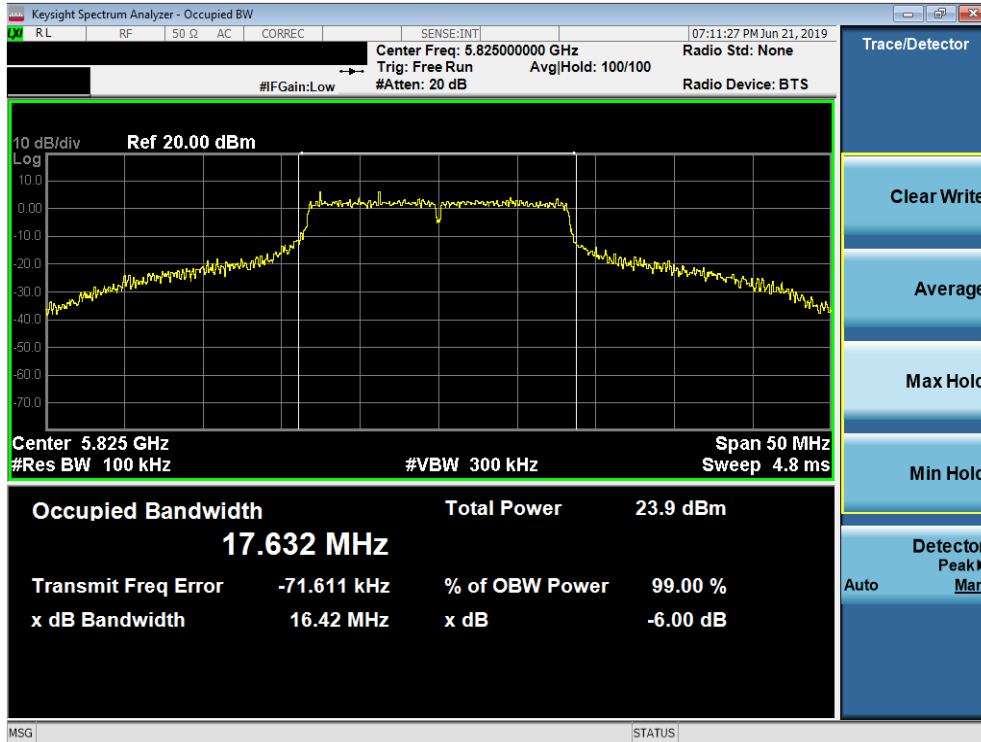


Plot 7-112. 6dB Bandwidth Plot SISO ANT2 (802.11a (UNII Band 3) – Ch. 149)

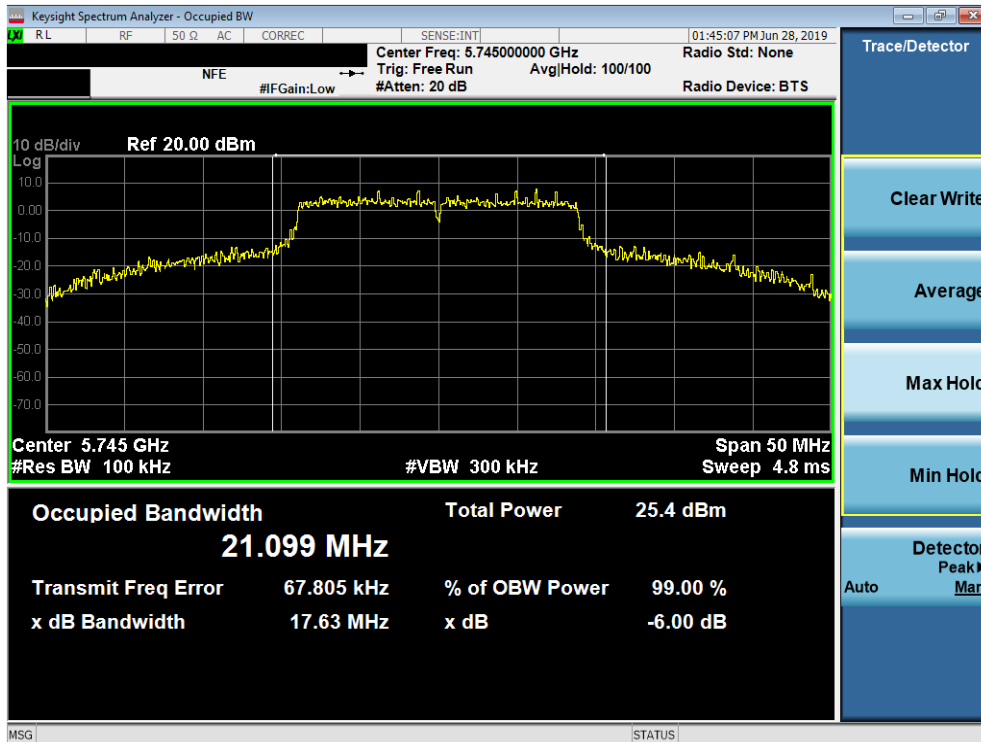


Plot 7-113. 6dB Bandwidth Plot SISO ANT2 (802.11a (UNII Band 3) – Ch. 157)

FCC ID: A3LSMN986W		MEASUREMENT REPORT (CERTIFICATION)		Approved by: Quality Manager
Test Report S/N: 1M2004170066-06.A3L	Test Dates: 4/17 - 6/12/2020	EUT Type: Portable Handset		Page 78 of 231

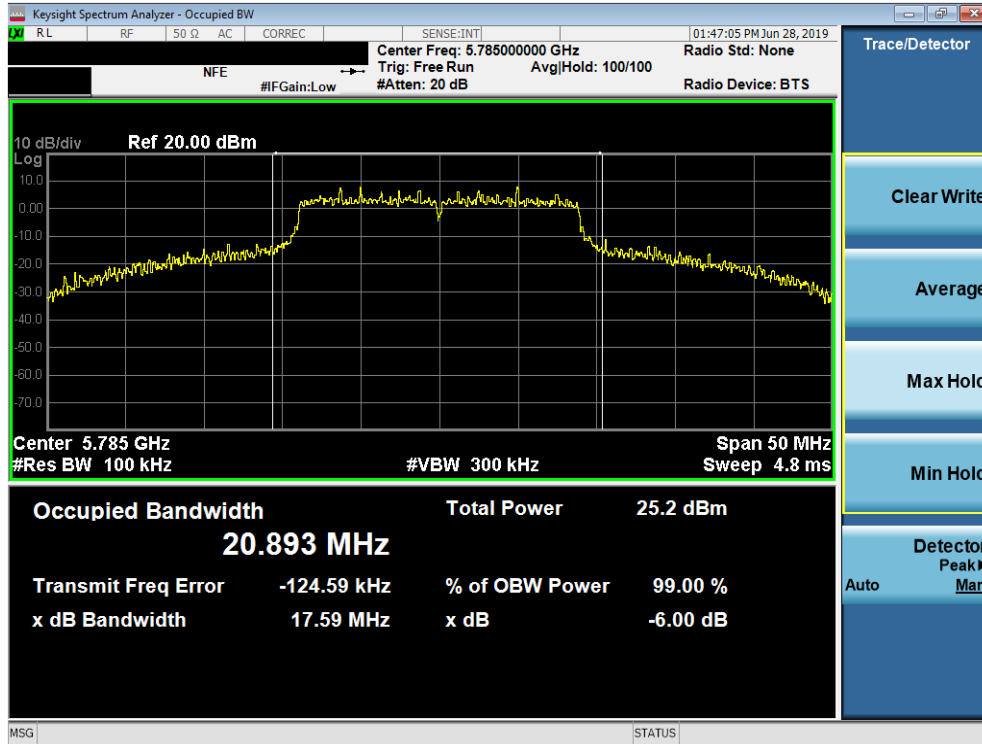


Plot 7-114. 6dB Bandwidth Plot SISO ANT2 (802.11a (UNII Band 3) – Ch. 165)

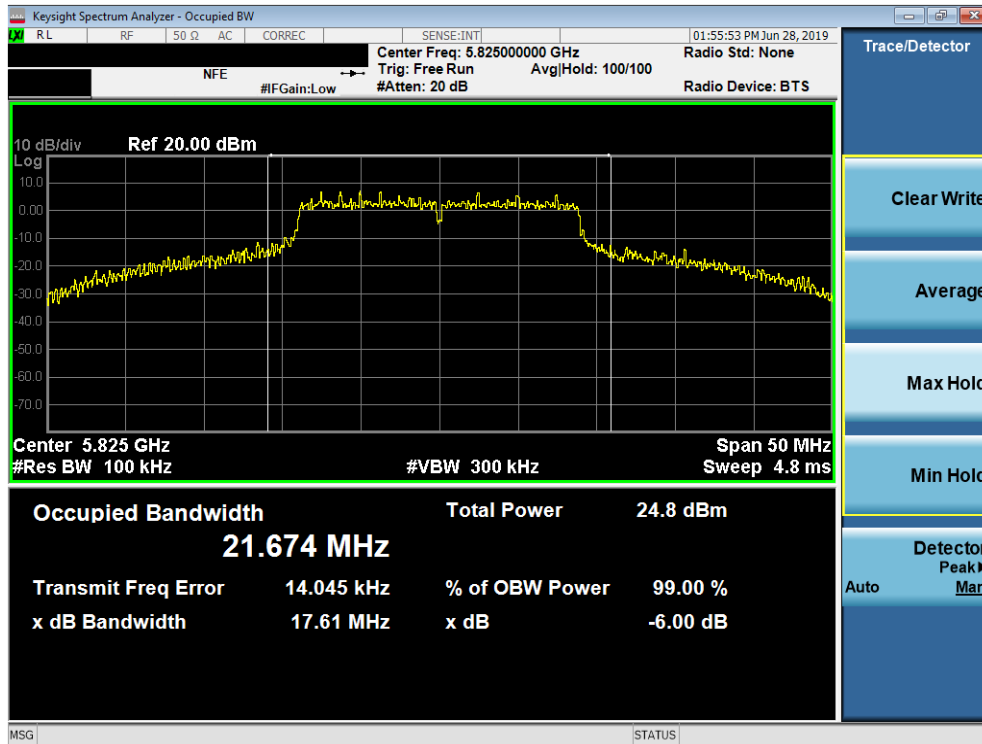


Plot 7-115. 6dB Bandwidth Plot SISO ANT2 (20MHz BW 802.11n (UNII Band 3) – Ch. 149)

FCC ID: A3LSMN986W		MEASUREMENT REPORT (CERTIFICATION)		Approved by: Quality Manager
Test Report S/N: 1M2004170066-06.A3L	Test Dates: 4/17 - 6/12/2020	EUT Type: Portable Handset		Page 79 of 231

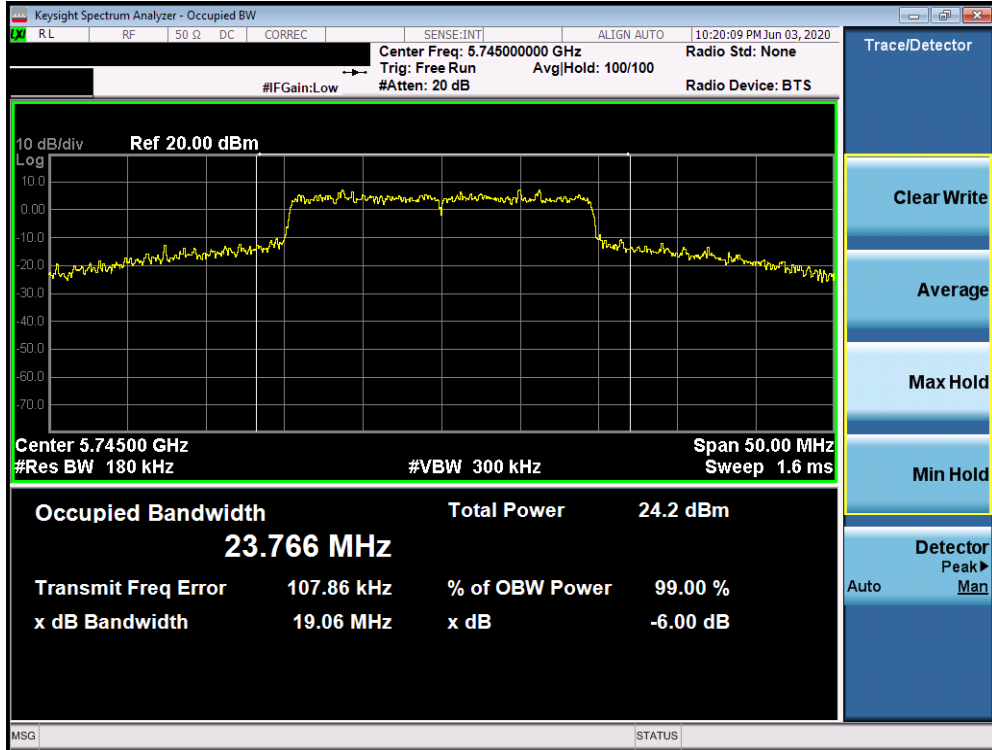


Plot 7-116. 6dB Bandwidth Plot SISO ANT2 (20MHz BW 802.11n (UNII Band 3) – Ch. 157)

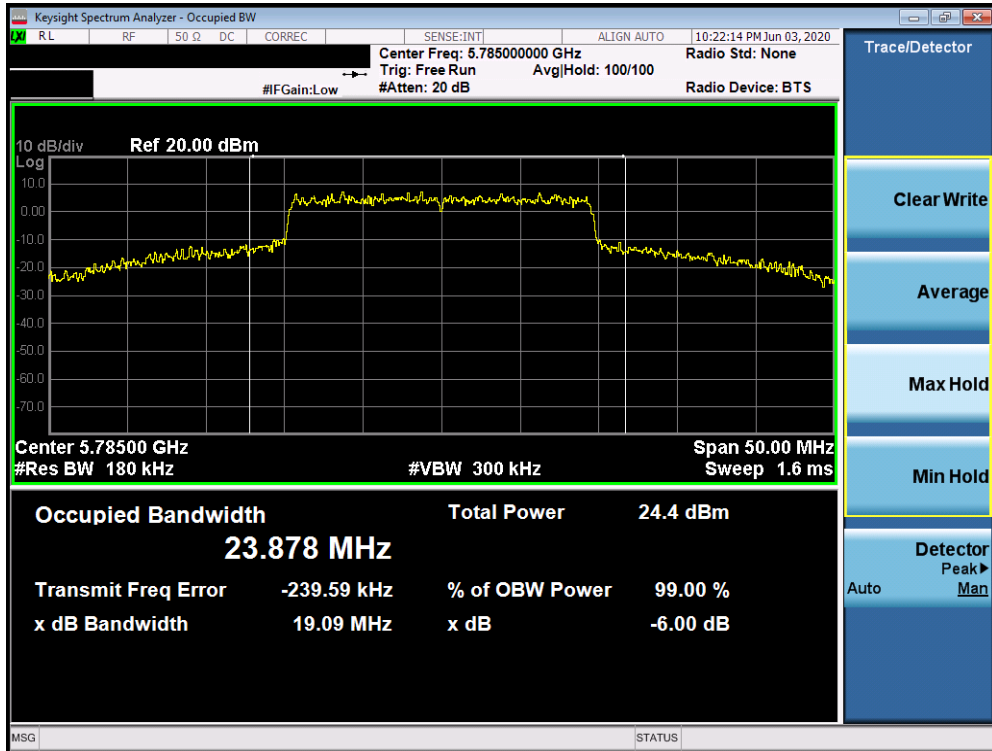


Plot 7-117. 6dB Bandwidth Plot SISO ANT2 (20MHz BW 802.11n (UNII Band 3) – Ch. 165)

FCC ID: A3LSMN986W		MEASUREMENT REPORT (CERTIFICATION)		Approved by: Quality Manager
Test Report S/N: 1M2004170066-06.A3L	Test Dates: 4/17 - 6/12/2020	EUT Type: Portable Handset		Page 80 of 231

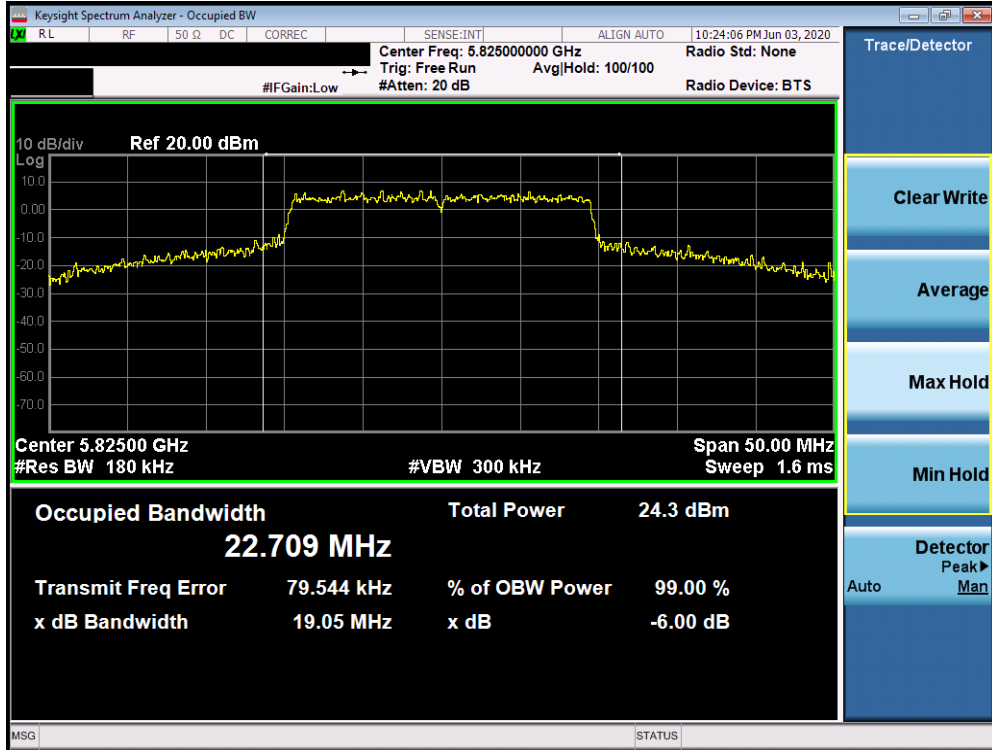


Plot 7-118. 6dB Bandwidth Plot SISO ANT2 (20MHz BW 802.11ax (UNII Band 3) – Ch. 149)

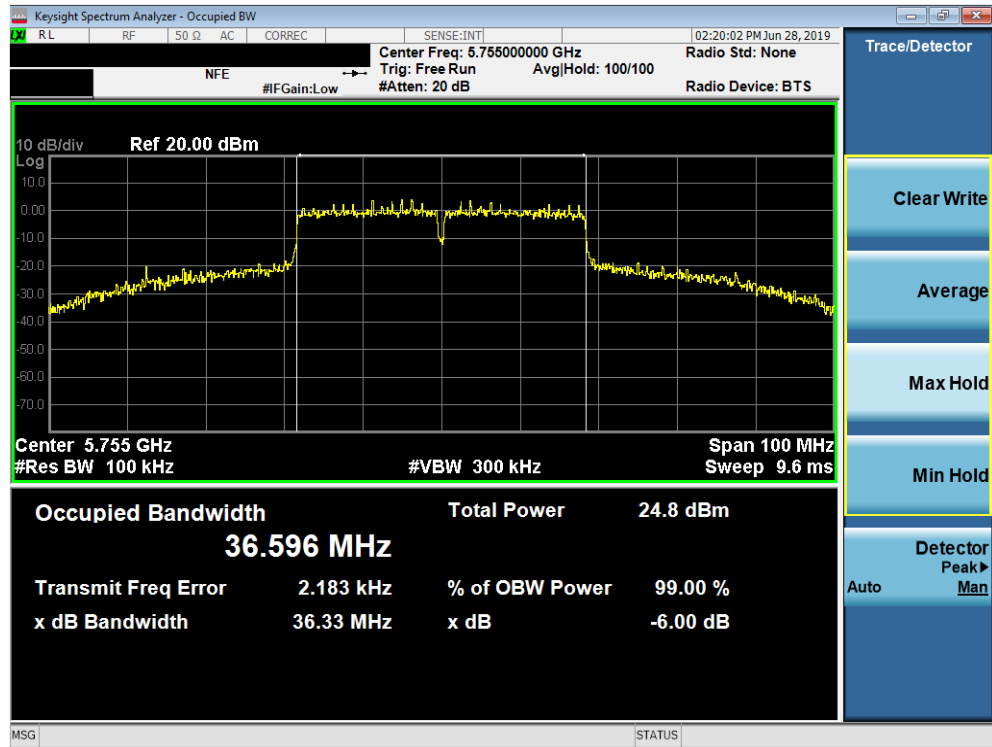


Plot 7-119. 6dB Bandwidth Plot SISO ANT2 (20MHz BW 802.11ax (UNII Band 3) – Ch. 157)

FCC ID: A3LSMN986W		MEASUREMENT REPORT (CERTIFICATION)		Approved by: Quality Manager
Test Report S/N: 1M2004170066-06.A3L	Test Dates: 4/17 - 6/12/2020	EUT Type: Portable Handset		Page 81 of 231



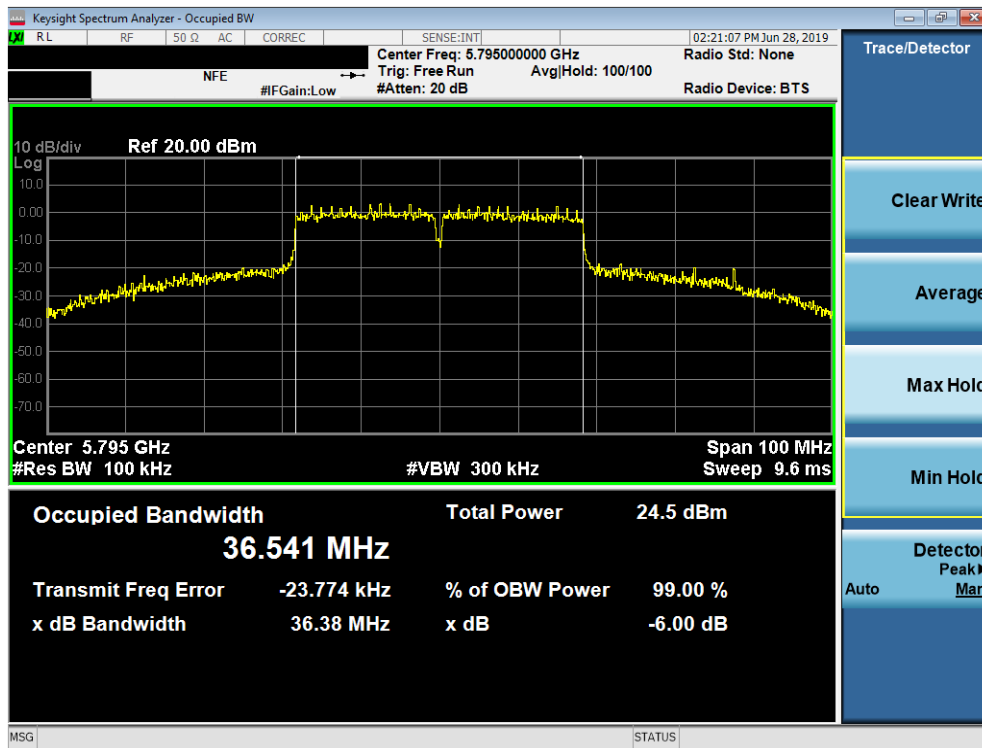
Plot 7-120. 6dB Bandwidth Plot SISO ANT2 (20MHz BW 802.11ax (UNII Band 3) – Ch. 165)



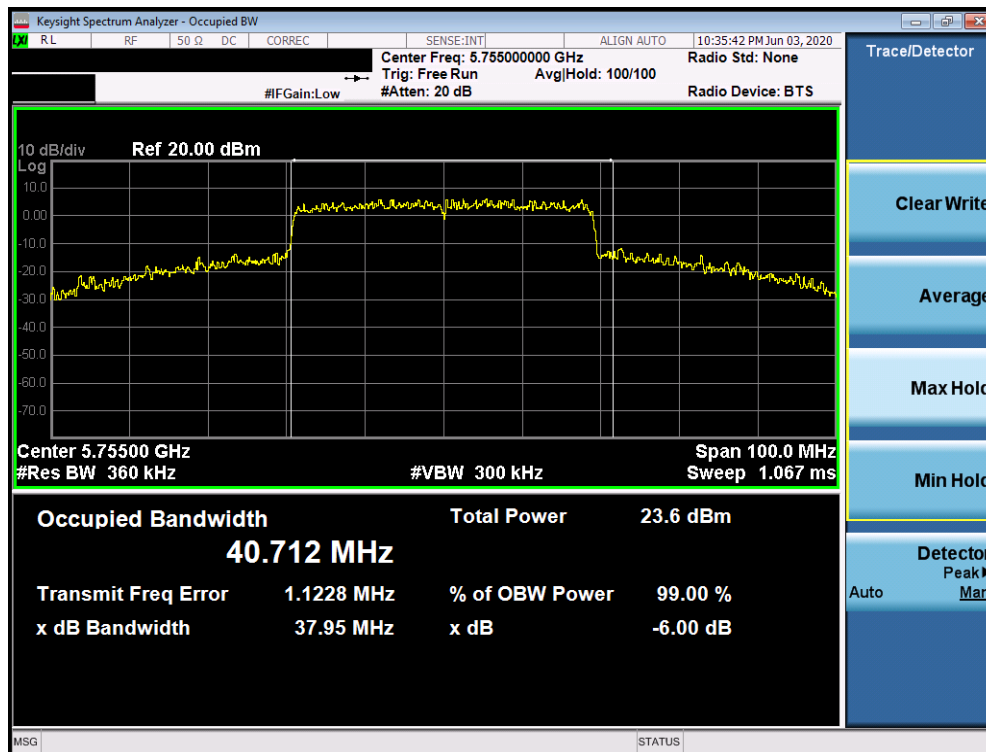
Plot 7-121. 6dB Bandwidth Plot SISO ANT2 (40MHz BW 802.11n (UNII Band 3) – Ch. 151)

FCC ID: A3LSMN986W		MEASUREMENT REPORT (CERTIFICATION)		Approved by: Quality Manager
Test Report S/N: 1M2004170066-06.A3L	Test Dates: 4/17 - 6/12/2020	EUT Type: Portable Handset		Page 82 of 231



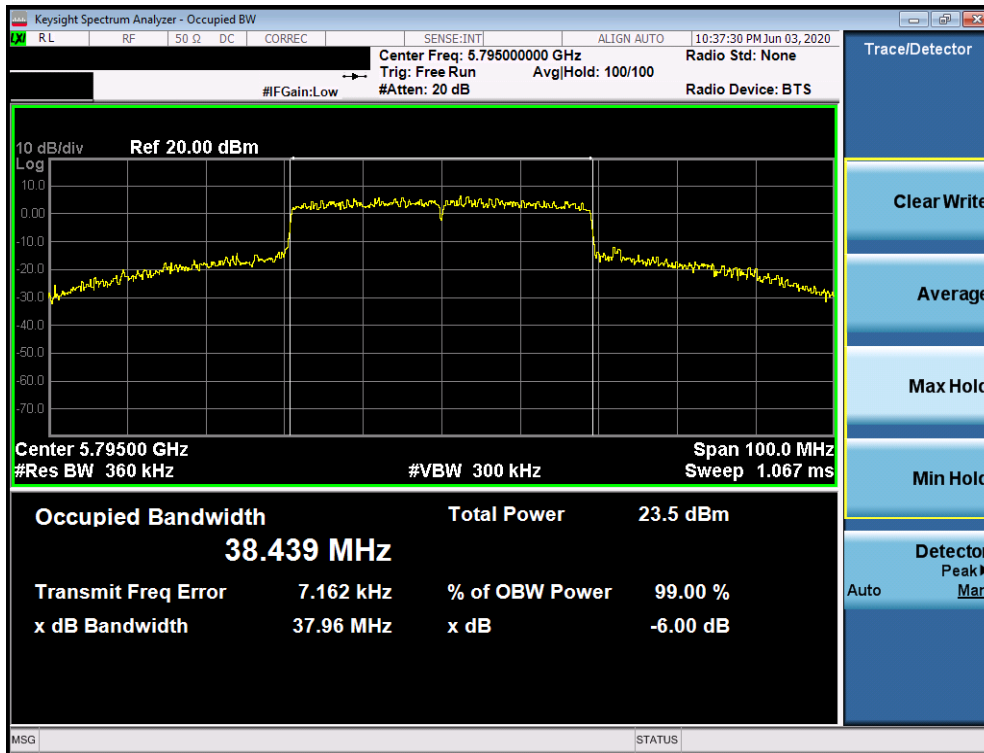


Plot 7-122. 6dB Bandwidth Plot SISO ANT2 (40MHz BW 802.11n (UNII Band 3) – Ch. 159)

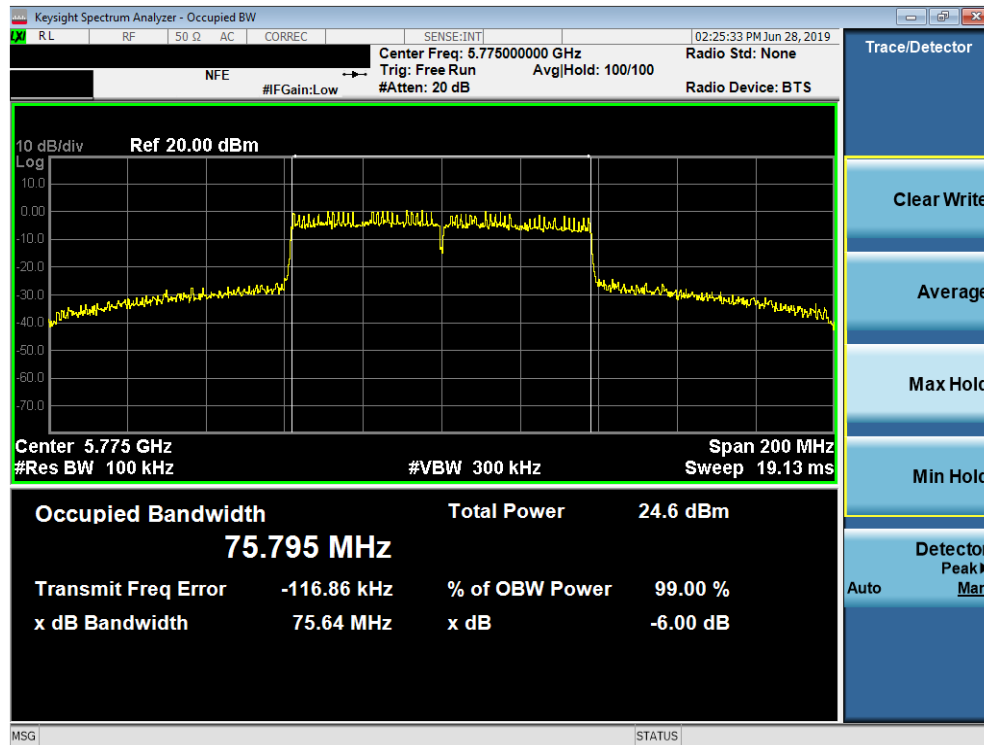


Plot 7-123. 6dB Bandwidth Plot SISO ANT2 (40MHz BW 802.11ax (UNII Band 3) – Ch. 151)

FCC ID: A3LSMN986W		MEASUREMENT REPORT (CERTIFICATION)		Approved by: Quality Manager
Test Report S/N: 1M2004170066-06.A3L	Test Dates: 4/17 - 6/12/2020	EUT Type: Portable Handset		Page 83 of 231

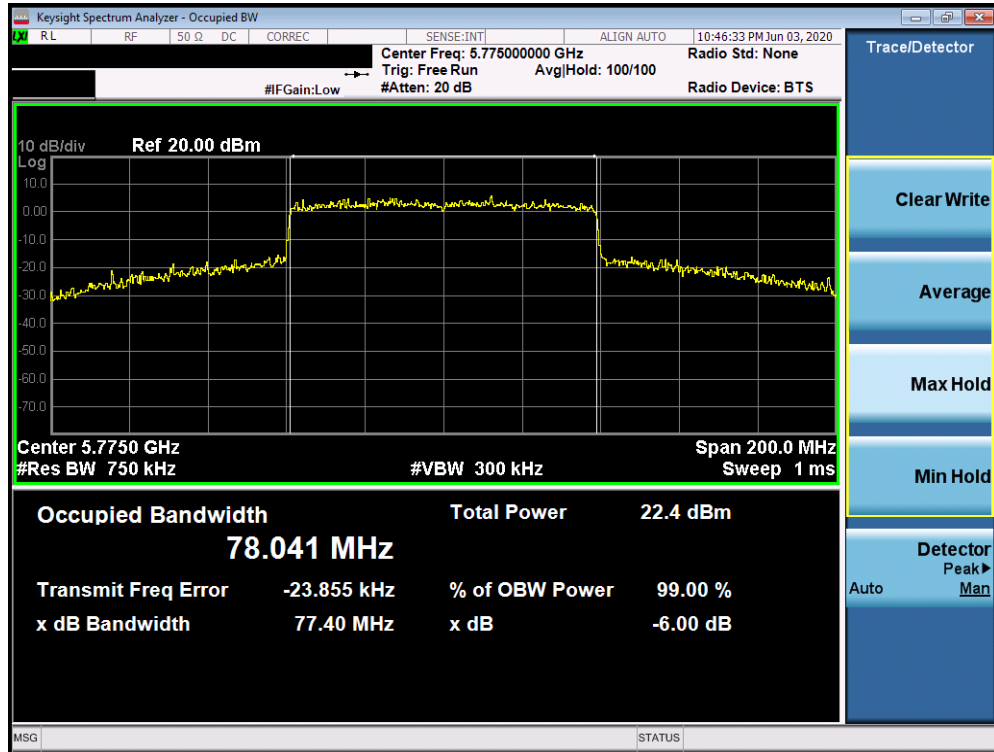


Plot 7-124. 6dB Bandwidth Plot SISO ANT2 (40MHz BW 802.11ax (UNII Band 3) – Ch. 159)



Plot 7-125. 6dB Bandwidth Plot SISO ANT2 (80MHz BW 802.11ac (UNII Band 3) – Ch. 155)

FCC ID: A3LSMN986W		MEASUREMENT REPORT (CERTIFICATION)		Approved by: Quality Manager
Test Report S/N: 1M2004170066-06.A3L	Test Dates: 4/17 - 6/12/2020	EUT Type: Portable Handset		Page 84 of 231



Plot 7-126. 6dB Bandwidth Plot SISO ANT2 (80MHz BW 802.11ax (UNII Band 3) – Ch. 155)

FCC ID: A3LSMN986W		MEASUREMENT REPORT (CERTIFICATION)		Approved by: Quality Manager
Test Report S/N: 1M2004170066-06.A3L	Test Dates: 4/17 - 6/12/2020	EUT Type: Portable Handset	Page 85 of 231	

## 7.4 UNII Output Power Measurement – 802.11a/n/ac/ax §15.407(a.1.iv) §15.407(a.2) §15.407(a.3); RSS-247 [6.2]

### Test Overview and Limits

A transmitter antenna terminal of the EUT is connected to the input of an RF pulse power sensor. Measurement is made using a broadband average power meter while the EUT is operating at its maximum duty cycle, at its maximum power control level, as defined in ANSI C63.10-2013 and KDB 789033 D02 v02r01, and at the appropriate frequencies.

***In the 5.15 – 5.25GHz band, the maximum permissible conducted output power is 250mW (23.98dBm). The maximum e.i.r.p. shall not exceed the lesser of 200 mW or 10 + 10 log10B, dBm.***

***In the 5.25 – 5.35GHz band, the maximum permissible conducted output power is the lesser of 250mW (23.98dBm) or 11 dBm + 10log<sub>10</sub>(26dB BW) = 11 dBm + 10log<sub>10</sub>(34.29) = 26.35dBm. The maximum e.i.r.p. shall not exceed the lesser of 1.0 W or 17 + 10 log10B, dBm.***

***In the 5.47 – 5.725GHz band, the maximum permissible conducted output power is the lesser of 250mW (23.98dBm) or 11 dBm + 10log<sub>10</sub>(26dB BW) = 11 dBm + 10log<sub>10</sub>(37.49) = 26.74dBm. The maximum e.i.r.p. shall not exceed the lesser of 1.0 W or 17 + 10 log10B, dBm.***

***In the 5.725 – 5.850GHz band, the maximum permissible conducted output power is 1W (30dBm). The maximum e.i.r.p. is 36 dBm.***

### Test Procedure Used

ANSI C63.10-2013 – Section 12.3.3.2 Method PM-G  
KDB 789033 D02 v02r01 – Section E)3)b) Method PM-G  
ANSI C63.10-2013 – Section 14.2 Measure-and-Sum Technique  
KDB 662911 v02r01 – Section E)1) Measure-and-Sum Technique

### Test Settings

Average power measurements were performed only when the EUT was transmitting at its maximum power control level using a broadband power meter with a pulse sensor. The power meter implemented triggering and gating capabilities which were set up such that power measurements were recorded only during the ON time of the transmitter. The trace was averaged over 100 traces to obtain the final measured average power.

### Test Setup

The EUT and measurement equipment were set up as shown in the diagram below.



Figure 7-3. Test Instrument & Measurement Setup

FCC ID: A3LSMN986W		MEASUREMENT REPORT (CERTIFICATION)		Approved by: Quality Manager
Test Report S/N: 1M2004170066-06.A3L	Test Dates: 4/17 - 6/12/2020	EUT Type: Portable Handset	Page 86 of 231	

## SISO Antenna-1 Conducted Output Power Measurements

5GHz (20MHz Bandwidth)	Freq [MHz]	Channel	Detector	IEEE Transmission Mode				Conducted Power Limit [dBm]	Conducted Power Margin [dB]	Ant. Gain [dBi]	Max e.i.r.p. [dBm]	Max e.i.r.p. Limit [dBm]	e.i.r.p. Margin [dB]
				802.11a	802.11n	802.11ac	802.11ax						
				5180	36	AVG	18.30						
5200	40	AVG	18.26	18.30	18.24	17.56	23.98	-5.68	-5.61	12.69	23.01	-10.32	
5220	44	AVG	18.18	18.25	18.16	17.44	23.98	-5.73	-5.61	12.64	23.01	-10.37	
5240	48	AVG	18.26	18.22	18.23	17.50	23.98	-5.72	-5.61	12.65	23.01	-10.36	
5260	52	AVG	18.13	18.24	18.16	17.51	23.98	-5.74	-5.61	12.63	30.00	-17.37	
5280	56	AVG	18.12	18.25	18.19	17.52	23.98	-5.73	-5.61	12.64	30.00	-17.36	
5300	60	AVG	18.18	18.30	18.28	17.63	23.98	-5.68	-5.61	12.69	30.00	-17.31	
5320	64	AVG	18.15	16.71	16.74	17.57	23.98	-5.83	-5.61	12.54	30.00	-17.46	
5500	100	AVG	17.96	17.90	17.97	17.33	23.98	-6.01	-5.61	12.36	30.00	-17.64	
5520	104	AVG	18.04	17.96	18.05	17.39	23.98	-5.93	-5.61	12.44	30.00	-17.56	
5540	108	AVG	18.08	18.11	18.09	17.51	23.98	-5.87	-5.61	12.50	30.00	-17.50	
5560	112	AVG	18.19	18.15	18.18	17.54	23.98	-5.79	-5.61	12.58	30.00	-17.42	
5580	116	AVG	18.16	18.12	18.15	17.47	23.98	-5.82	-5.61	12.55	30.00	-17.45	
5600	120	AVG	18.28	18.23	18.23	17.63	23.98	-5.70	-5.61	12.67	-	-	
5620	124	AVG	18.22	18.26	18.17	17.56	23.98	-5.72	-5.61	12.65	-	-	
5640	128	AVG	18.24	18.28	18.26	17.63	23.98	-5.70	-5.61	12.67	-	-	
5660	132	AVG	18.27	18.30	18.22	17.61	23.98	-5.68	-5.61	12.69	30.00	-17.31	
5680	136	AVG	18.33	18.35	18.30	17.71	23.98	-5.63	-5.61	12.74	30.00	-17.26	
5700	140	AVG	18.30	18.34	18.26	17.64	23.98	-5.64	-5.61	12.73	30.00	-17.27	
5720	144	AVG	18.17	18.20	18.11	17.50	23.98	-5.78	-5.61	12.59	30.00	-17.41	
5745	149	AVG	18.03	18.05	17.93	17.34	30.00	-11.95	-5.61	12.44	-	-	
5765	153	AVG	18.14	18.06	18.12	17.44	30.00	-11.86	-5.61	12.53	-	-	
5785	157	AVG	18.04	18.04	18.02	17.34	30.00	-11.96	-5.61	12.43	-	-	
5805	161	AVG	17.84	17.88	17.86	17.20	30.00	-12.12	-5.61	12.27	-	-	
5825	165	AVG	17.74	17.78	17.73	17.98	30.00	-12.22	-5.61	12.17	-	-	

Table 7-6. SISO ANT1 20MHz BW (UNII) Maximum Conducted Output Power

5GHz (40MHz Bandwidth)	Freq [MHz]	Channel	Detector	IEEE Transmission Mode			Conducted Power Limit [dBm]	Conducted Power Margin [dB]	Ant. Gain [dBi]	Max e.i.r.p. [dBm]	Max e.i.r.p. Limit [dBm]	e.i.r.p. Margin [dB]
				802.11n	802.11ac	802.11ax						
				5190	38	AVG						
5230	46	AVG	17.23	17.28	16.51	23.98	-6.70	-5.61	11.67	23.01	-11.34	
5270	54	AVG	17.49	17.48	16.82	23.98	-6.49	-5.61	11.88	30.00	-18.12	
5310	62	AVG	14.64	14.53	15.32	23.98	-9.34	-5.61	9.03	30.00	-20.97	
5510	102	AVG	17.25	17.22	16.54	23.98	-6.73	-5.61	11.64	30.00	-18.36	
5550	110	AVG	17.33	17.40	16.63	23.98	-6.58	-5.61	11.79	30.00	-18.21	
5590	118	AVG	17.40	17.34	16.60	23.98	-6.58	-5.61	11.79	-	-	
5630	126	AVG	17.48	17.49	16.78	23.98	-6.49	-5.61	11.88	-	-	
5670	134	AVG	17.47	17.47	16.73	23.98	-6.51	-5.61	11.86	30.00	-18.14	
5710	142	AVG	17.48	17.49	16.68	23.98	-6.49	-5.61	11.88	30.00	-18.12	
5755	151	AVG	17.21	17.25	16.40	30.00	-12.75	-5.61	11.64	-	-	
5795	159	AVG	17.00	16.97	16.20	30.00	-13.00	-5.61	11.39	-	-	

Table 7-7. SISO ANT1 40MHz BW (UNII) Maximum Conducted Output Power

5GHz (80MHz Bandwidth)	Freq [MHz]	Channel	Detector	IEEE Transmission Mode		Conducted Power Limit [dBm]	Conducted Power Margin [dB]	Ant. Gain [dBi]	Max e.i.r.p. [dBm]	Max e.i.r.p. Limit [dBm]	e.i.r.p. Margin [dB]
				802.11ac	802.11ax						
				5210	42						
5290	58	AVG	13.76	14.51	23.98	-10.22	-5.61	8.15	30.00	-21.85	
5530	106	AVG	16.31	15.66	23.98	-7.67	-5.61	10.70	30.00	-19.30	
5610	122	AVG	16.38	15.74	23.98	-7.60	-5.61	10.77	-	-	
5690	138	AVG	16.40	15.78	23.98	-7.58	-5.61	10.79	30.00	-19.21	
5775	155	AVG	16.03	15.28	30.00	-13.97	-5.61	10.42	-	-	

Table 7-8. SISO ANT1 80MHz BW (UNII) Maximum Conducted Output Power

FCC ID: A3LSMN986W		MEASUREMENT REPORT (CERTIFICATION)			Approved by: Quality Manager
Test Report S/N: 1M2004170066-06.A3L	Test Dates: 4/17 - 6/12/2020	EUT Type: Portable Handset		Page 87 of 231	

## SISO Antenna-2 Conducted Output Power Measurements

5GHz (20MHz Bandwidth)	Freq [MHz]	Channel	Detector	IEEE Transmission Mode				Conducted Power Limit [dBm]	Conducted Power Margin [dB]	Ant. Gain [dBi]	Max e.i.r.p. [dBm]	Max e.i.r.p. Limit [dBm]	e.i.r.p. Margin [dB]
				802.11a	802.11n	802.11ac	802.11ax						
				5180	36	AVG	18.47						
5200	40	AVG	18.40	18.43	18.36	17.74	23.98	-5.55	-5.46	12.97	23.01	-10.04	
5220	44	AVG	18.32	18.32	18.34	17.65	23.98	-5.64	-5.46	12.88	23.01	-10.13	
5240	48	AVG	18.23	18.31	18.31	17.68	23.98	-5.67	-5.46	12.85	23.01	-10.16	
5260	52	AVG	18.30	18.31	18.30	17.65	23.98	-5.67	-5.46	12.85	30.00	-17.15	
5280	56	AVG	18.26	18.20	18.21	17.61	23.98	-5.72	-5.46	12.80	30.00	-17.20	
5300	60	AVG	18.25	18.25	18.26	17.62	23.98	-5.72	-5.46	12.80	30.00	-17.20	
5320	64	AVG	18.12	16.49	16.52	17.46	23.98	-5.86	-5.46	12.66	30.00	-17.34	
5500	100	AVG	17.93	18.10	18.06	17.52	23.98	-5.88	-5.46	12.64	30.00	-17.36	
5520	104	AVG	17.88	18.04	18.08	17.53	23.98	-5.90	-5.46	12.62	30.00	-17.38	
5540	108	AVG	17.88	18.06	18.05	17.52	23.98	-5.92	-5.46	12.60	30.00	-17.40	
5560	112	AVG	17.92	18.08	18.09	17.50	23.98	-5.89	-5.46	12.63	30.00	-17.37	
5580	116	AVG	17.95	18.06	18.02	17.49	23.98	-5.92	-5.46	12.60	30.00	-17.40	
5600	120	AVG	17.90	18.18	18.10	17.52	23.98	-5.80	-5.46	12.72	-	-	
5620	124	AVG	18.19	18.16	18.10	17.44	23.98	-5.79	-5.46	12.73	-	-	
5640	128	AVG	18.24	18.20	18.12	17.51	23.98	-5.74	-5.46	12.78	-	-	
5660	132	AVG	18.26	18.26	18.23	17.53	23.98	-5.72	-5.46	12.80	30.00	-17.20	
5680	136	AVG	18.33	18.30	18.29	17.64	23.98	-5.65	-5.46	12.87	30.00	-17.13	
5700	140	AVG	18.40	18.33	18.32	17.65	23.98	-5.58	-5.46	12.94	30.00	-17.06	
5720	144	AVG	18.42	18.32	18.27	17.65	23.98	-5.56	-5.46	12.96	30.00	-17.04	
5745	149	AVG	18.33	18.30	18.26	17.35	30.00	-11.67	-5.46	12.87	-	-	
5765	153	AVG	18.42	18.44	18.40	17.56	30.00	-11.56	-5.46	12.98	-	-	
5785	157	AVG	18.49	18.48	18.45	17.59	30.00	-11.51	-5.46	13.03	-	-	
5805	161	AVG	18.49	18.49	18.47	17.55	30.00	-11.51	-5.46	13.03	-	-	
5825	165	AVG	18.49	18.49	18.49	17.58	30.00	-11.51	-5.46	13.03	-	-	

Table 7-9. SISO ANT2 20MHz BW (UNII) Maximum Conducted Output Power

5GHz (40MHz Bandwidth)	Freq [MHz]	Channel	Detector	IEEE Transmission Mode			Conducted Power Limit [dBm]	Conducted Power Margin [dB]	Ant. Gain [dBi]	Max e.i.r.p. [dBm]	Max e.i.r.p. Limit [dBm]	e.i.r.p. Margin [dB]
				802.11n	802.11ac	802.11ax						
				5190	38	AVG						
5230	46	AVG	16.51	16.51	16.66	23.98	-7.47	-5.46	11.05	23.01	-11.96	
5270	54	AVG	16.51	16.51	16.63	23.98	-7.47	-5.46	11.05	30.00	-18.95	
5310	62	AVG	14.56	14.42	15.19	23.98	-9.42	-5.46	9.10	30.00	-20.90	
5510	102	AVG	17.28	17.26	16.61	23.98	-6.70	-5.46	11.82	30.00	-18.18	
5550	110	AVG	17.26	17.23	16.55	23.98	-6.72	-5.46	11.80	30.00	-18.20	
5590	118	AVG	17.23	17.16	16.52	23.98	-6.75	-5.46	11.77	-	-	
5630	126	AVG	17.28	17.31	16.63	23.98	-6.67	-5.46	11.85	-	-	
5670	134	AVG	17.35	17.38	16.63	23.98	-6.60	-5.46	11.92	30.00	-18.08	
5710	142	AVG	17.48	17.38	16.66	23.98	-6.50	-5.46	12.02	30.00	-17.98	
5755	151	AVG	17.21	17.49	16.66	30.00	-12.51	-5.46	12.03	-	-	
5795	159	AVG	16.84	17.49	16.59	30.00	-12.51	-5.46	12.03	-	-	

Table 7-10. SISO ANT2 40MHz BW (UNII) Maximum Conducted Output Power

5GHz (80MHz Bandwidth)	Freq [MHz]	Channel	Detector	IEEE Transmission Mode		Conducted Power Limit [dBm]	Conducted Power Margin [dB]	Ant. Gain [dBi]	Max e.i.r.p. [dBm]	Max e.i.r.p. Limit [dBm]	e.i.r.p. Margin [dB]
				802.11ac	802.11ax						
				5210	42						
5290	58	AVG	13.74	14.11	23.98	-10.24	-5.46	8.28	30.00	-21.72	
5530	106	AVG	15.86	15.14	23.98	-8.12	-5.46	10.40	30.00	-19.60	
5610	122	AVG	15.7	15.89	23.98	-8.28	-5.46	10.24	-	-	
5690	138	AVG	15.76	15.92	23.98	-8.22	-5.46	10.30	30.00	-19.70	
5775	155	AVG	15.74	15.98	30.00	-14.26	-5.46	10.28	-	-	

Table 7-11. SISO ANT2 80MHz BW (UNII) Maximum Conducted Output Power

FCC ID: A3LSMN986W		MEASUREMENT REPORT (CERTIFICATION)			Approved by: Quality Manager
Test Report S/N: 1M2004170066-06.A3L	Test Dates: 4/17 - 6/12/2020	EUT Type: Portable Handset		Page 88 of 231	



## MIMO Maximum Conducted Output Power Measurements

5GHz (20MHz Bandwidth)	Freq [MHz]	Channel	Detector	Conducted Power [dBm]			Conducted Power Limit [dBm]	Conducted Power Margin [dB]	Directional Ant. Gain [dBi]	Max e.i.r.p. [dBm]	Max e.i.r.p. Limit [dBm]	e.i.r.p. Margin [dB]
				ANT1	ANT2	MIMO						
				5180	36	AVG						
5200	40	AVG	18.30	18.43	21.38	23.98	-2.60	-2.52	18.86	23.01	-4.15	
5220	44	AVG	18.25	18.32	21.30	23.98	-2.68	-2.52	18.78	23.01	-4.23	
5240	48	AVG	18.22	18.31	21.28	23.98	-2.70	-2.52	18.76	23.01	-4.25	
5260	52	AVG	18.24	18.31	21.29	23.98	-2.69	-2.52	18.77	30.00	-11.23	
5280	56	AVG	18.25	18.20	21.24	23.98	-2.74	-2.52	18.72	30.00	-11.28	
5300	60	AVG	18.30	18.25	21.29	23.98	-2.69	-2.52	18.77	30.00	-11.23	
5320	64	AVG	16.71	16.49	19.61	23.98	-4.37	-2.52	17.09	30.00	-12.91	
5500	100	AVG	17.90	18.10	21.01	23.98	-2.97	-2.52	18.49	30.00	-11.51	
5520	104	AVG	17.96	18.04	21.01	23.98	-2.97	-2.52	18.49	30.00	-11.51	
5540	108	AVG	18.11	18.06	21.10	23.98	-2.88	-2.52	18.58	30.00	-11.42	
5560	112	AVG	18.15	18.08	21.13	23.98	-2.85	-2.52	18.61	30.00	-11.39	
5580	116	AVG	18.12	18.06	21.10	23.98	-2.88	-2.52	18.58	30.00	-11.42	
5600	120	AVG	18.23	18.18	21.22	23.98	-2.76	-2.52	18.70	-	-	
5620	124	AVG	18.26	18.16	21.22	23.98	-2.76	-2.52	18.70	-	-	
5640	128	AVG	18.28	18.20	21.25	23.98	-2.73	-2.52	18.73	-	-	
5660	132	AVG	18.30	18.26	21.29	23.98	-2.69	-2.52	18.77	30.00	-11.23	
5680	136	AVG	18.35	18.30	21.34	23.98	-2.64	-2.52	18.82	30.00	-11.18	
5700	140	AVG	18.34	18.33	21.35	23.98	-2.63	-2.52	18.83	30.00	-11.17	
5720	144	AVG	18.20	18.32	21.27	23.98	-2.71	-2.52	18.75	30.00	-11.25	
5745	149	AVG	16.99	16.97	19.99	30.00	-10.01	-2.52	17.47	-	-	
5765	153	AVG	16.39	17.21	19.83	30.00	-10.17	-2.52	17.31	-	-	
5785	157	AVG	16.94	16.99	19.98	30.00	-10.02	-2.52	17.46	-	-	
5805	161	AVG	16.97	16.88	19.94	30.00	-10.06	-2.52	17.42	-	-	
5825	165	AVG	16.75	17.11	19.94	30.00	-10.06	-2.52	17.42	-	-	

Table 7-12. MIMO 20MHz BW 802.11n (UNII) Maximum Conducted Output Power

FCC ID: A3LSMN986W		MEASUREMENT REPORT (CERTIFICATION)			Approved by: Quality Manager
Test Report S/N: 1M2004170066-06.A3L	Test Dates: 4/17 - 6/12/2020	EUT Type: Portable Handset			Page 89 of 231

5GHz (20MHz Bandwidth)	Freq [MHz]	Channel	Detector	Conducted Power [dBm]			Conducted Power Limit [dBm]	Conducted Power Margin [dB]	Directional Ant. Gain [dBi]	Max e.i.r.p. [dBm]	Max e.i.r.p. Limit [dBm]	e.i.r.p. Margin [dB]
				ANT1	ANT2	MIMO						
				5180	36	AVG						
5200	40	AVG	18.24	18.36	21.31	23.98	-2.67	-2.52	18.79	23.01	-4.22	
5220	44	AVG	18.16	18.34	21.26	23.98	-2.72	-2.52	18.74	23.01	-4.27	
5240	48	AVG	18.23	18.31	21.28	23.98	-2.70	-2.52	18.76	23.01	-4.25	
5260	52	AVG	18.16	18.30	21.24	23.98	-2.74	-2.52	18.72	30.00	-11.28	
5280	56	AVG	18.19	18.21	21.21	23.98	-2.77	-2.52	18.69	30.00	-11.31	
5300	60	AVG	18.28	18.26	21.28	23.98	-2.70	-2.52	18.76	30.00	-11.24	
5320	64	AVG	16.74	16.52	19.64	23.98	-4.34	-2.52	17.12	30.00	-12.88	
5500	100	AVG	17.97	18.06	21.03	23.98	-2.95	-2.52	18.51	30.00	-11.49	
5520	104	AVG	18.05	18.08	21.08	23.98	-2.90	-2.52	18.56	30.00	-11.44	
5540	108	AVG	18.09	18.05	21.08	23.98	-2.90	-2.52	18.56	30.00	-11.44	
5560	112	AVG	18.18	18.09	21.15	23.98	-2.83	-2.52	18.63	30.00	-11.37	
5580	116	AVG	18.15	18.02	21.10	23.98	-2.88	-2.52	18.58	30.00	-11.42	
5600	120	AVG	18.23	18.10	21.18	23.98	-2.80	-2.52	18.66	-	-	
5620	124	AVG	18.17	18.10	21.15	23.98	-2.83	-2.52	18.63	-	-	
5640	128	AVG	18.26	18.12	21.20	23.98	-2.78	-2.52	18.68	-	-	
5660	132	AVG	18.22	18.23	21.24	23.98	-2.74	-2.52	18.72	30.00	-11.28	
5680	136	AVG	18.30	18.29	21.31	23.98	-2.67	-2.52	18.79	30.00	-11.21	
5700	140	AVG	18.26	18.32	21.30	23.98	-2.68	-2.52	18.78	30.00	-11.22	
5720	144	AVG	18.11	18.27	21.20	23.98	-2.78	-2.52	18.68	30.00	-11.32	
5745	149	AVG	16.98	16.96	19.98	30.00	-10.02	-2.52	17.46	-	-	
5765	153	AVG	16.89	17.04	19.98	30.00	-10.02	-2.52	17.46	-	-	
5785	157	AVG	16.70	17.05	19.89	30.00	-10.11	-2.52	17.37	-	-	
5805	161	AVG	16.81	17.14	19.99	30.00	-10.01	-2.52	17.47	-	-	
5825	165	AVG	16.70	17.01	19.87	30.00	-10.13	-2.52	17.35	-	-	

Table 7-13. MIMO 20MHz BW 802.11ac (UNII) Maximum Conducted Output Power

5GHz (20MHz Bandwidth)	Freq [MHz]	Channel	Detector	Conducted Power [dBm]			Conducted Power Limit [dBm]	Conducted Power Margin [dB]	Directional Ant. Gain [dBi]	Max e.i.r.p. [dBm]	Max e.i.r.p. Limit [dBm]	e.i.r.p. Margin [dB]
				ANT1	ANT2	MIMO						
				5180	36	AVG						
5200	40	AVG	18.26	18.40	21.34	23.98	-2.64	-2.52	18.82	23.01	-4.19	
5220	44	AVG	18.18	18.32	21.26	23.98	-2.72	-2.52	18.74	23.01	-4.27	
5240	48	AVG	18.26	18.23	21.26	23.98	-2.72	-2.52	18.74	23.01	-4.27	
5260	52	AVG	18.13	18.30	21.23	23.98	-2.75	-2.52	18.71	30.00	-11.29	
5280	56	AVG	18.12	18.26	21.20	23.98	-2.78	-2.52	18.68	30.00	-11.32	
5300	60	AVG	18.18	18.25	21.23	23.98	-2.75	-2.52	18.71	30.00	-11.29	
5320	64	AVG	18.15	18.12	21.15	23.98	-2.83	-2.52	18.63	30.00	-11.37	
5500	100	AVG	17.96	17.93	20.96	23.98	-3.02	-2.52	18.44	30.00	-11.56	
5520	104	AVG	18.04	17.88	20.97	23.98	-3.01	-2.52	18.45	30.00	-11.55	
5540	108	AVG	18.08	17.88	20.99	23.98	-2.99	-2.52	18.47	30.00	-11.53	
5560	112	AVG	18.19	17.92	21.07	23.98	-2.91	-2.52	18.55	30.00	-11.45	
5580	116	AVG	18.16	17.95	21.07	23.98	-2.91	-2.52	18.55	30.00	-11.45	
5600	120	AVG	18.28	17.90	21.10	23.98	-2.88	-2.52	18.58	-	-	
5620	124	AVG	18.22	18.19	21.22	23.98	-2.76	-2.52	18.70	-	-	
5640	128	AVG	18.24	18.24	21.25	23.98	-2.73	-2.52	18.73	-	-	
5660	132	AVG	18.27	18.26	21.28	23.98	-2.70	-2.52	18.76	30.00	-11.24	
5680	136	AVG	18.33	18.33	21.34	23.98	-2.64	-2.52	18.82	30.00	-11.18	
5700	140	AVG	18.30	18.40	21.36	23.98	-2.62	-2.52	18.84	30.00	-11.16	
5720	144	AVG	18.17	18.42	21.31	23.98	-2.67	-2.52	18.79	30.00	-11.21	
5745	149	AVG	16.89	17.07	19.99	30.00	-10.01	-2.52	17.47	-	-	
5765	153	AVG	17.10	16.78	19.95	30.00	-10.05	-2.52	17.43	-	-	
5785	157	AVG	16.92	16.85	19.90	30.00	-10.10	-2.52	17.38	-	-	
5805	161	AVG	16.98	16.80	19.90	30.00	-10.10	-2.52	17.38	-	-	
5825	165	AVG	16.82	17.11	19.98	30.00	-10.02	-2.52	17.46	-	-	

Table 7-14. MIMO 20MHz BW 802.11a (UNII) Maximum Conducted Output Power

FCC ID: A3LSMN986W		MEASUREMENT REPORT (CERTIFICATION)			Approved by: Quality Manager
Test Report S/N: 1M2004170066-06.A3L	Test Dates: 4/17 - 6/12/2020	EUT Type: Portable Handset			Page 90 of 231

5GHz (20MHz Bandwidth)	Freq [MHz]	Channel	Detector	Conducted Power [dBm]			Conducted Power Limit [dBm]	Conducted Power Margin [dB]	Directional Ant. Gain [dBi]	Max e.i.r.p. [dBm]	Max e.i.r.p. Limit [dBm]	e.i.r.p. Margin [dB]
				ANT1	ANT2	MIMO						
				5180	36	AVG						
5200	40	AVG	14.97	14.66	17.83	23.98	-6.15	-2.52	15.31	23.01	-7.70	
5220	44	AVG	14.98	14.69	17.85	23.98	-6.13	-2.52	15.33	23.01	-7.68	
5240	48	AVG	14.91	14.75	17.84	23.98	-6.14	-2.52	15.32	23.01	-7.69	
5260	52	AVG	14.05	14.11	17.09	23.98	-6.89	-2.52	14.57	30.00	-15.43	
5280	56	AVG	14.16	14.16	17.17	23.98	-6.81	-2.52	14.65	30.00	-15.35	
5300	60	AVG	14.22	14.08	17.16	23.98	-6.82	-2.52	14.64	30.00	-15.36	
5320	64	AVG	14.03	13.87	16.96	23.98	-7.02	-2.52	14.44	30.00	-15.56	
5500	100	AVG	14.66	15.17	17.93	23.98	-6.05	-2.52	15.41	30.00	-14.59	
5520	104	AVG	14.45	14.92	17.70	23.98	-6.28	-2.52	15.18	30.00	-14.82	
5540	108	AVG	14.79	15.17	17.99	23.98	-5.99	-2.52	15.47	30.00	-14.53	
5560	112	AVG	14.87	15.09	17.99	23.98	-5.99	-2.52	15.47	30.00	-14.53	
5580	116	AVG	14.50	14.82	17.67	23.98	-6.31	-2.52	15.15	30.00	-14.85	
5600	120	AVG	14.82	15.04	17.94	23.98	-6.04	-2.52	15.42	-	-	
5620	124	AVG	14.84	15.07	17.97	23.98	-6.01	-2.52	15.45	-	-	
5640	128	AVG	14.83	15.07	17.96	23.98	-6.02	-2.52	15.44	-	-	
5660	132	AVG	14.88	15.08	17.99	23.98	-5.99	-2.52	15.47	30.00	-14.53	
5680	136	AVG	14.09	14.28	17.20	23.98	-6.78	-2.52	14.68	30.00	-15.32	
5700	140	AVG	14.03	14.24	17.15	23.98	-6.83	-2.52	14.63	30.00	-15.37	
5720	144	AVG	14.85	15.10	17.99	23.98	-5.99	-2.52	15.47	30.00	-14.53	
5745	149	AVG	14.50	14.94	17.74	30.00	-12.26	-2.52	15.22	-	-	
5765	153	AVG	14.41	14.91	17.68	30.00	-12.32	-2.52	15.16	-	-	
5785	157	AVG	14.30	14.81	17.57	30.00	-12.43	-2.52	15.05	-	-	
5805	161	AVG	14.13	14.86	17.52	30.00	-12.48	-2.52	15.00	-	-	
5825	165	AVG	14.03	14.88	17.49	30.00	-12.51	-2.52	14.97	-	-	

Table 7-15. MIMO 20MHz BW 802.11ax (UNII) Maximum Conducted Output Power

5GHz (40MHz Bandwidth)	Freq [MHz]	Channel	Detector	Conducted Power [dBm]			Conducted Power Limit [dBm]	Conducted Power Margin [dB]	Directional Ant. Gain [dBi]	Max e.i.r.p. [dBm]	Max e.i.r.p. Limit [dBm]	e.i.r.p. Margin [dB]
				ANT1	ANT2	MIMO						
				5190	38	AVG						
5230	46	AVG	17.23	16.51	19.90	23.98	-4.08	-2.52	17.38	23.01	-5.63	
5270	54	AVG	17.49	16.51	20.04	23.98	-3.94	-2.52	17.52	30.00	-12.48	
5310	62	AVG	14.64	14.56	17.61	23.98	-6.37	-2.52	15.09	30.00	-14.91	
5510	102	AVG	17.25	17.28	20.28	23.98	-3.70	-2.52	17.76	30.00	-12.24	
5550	110	AVG	17.33	17.26	20.31	23.98	-3.67	-2.52	17.79	30.00	-12.21	
5590	118	AVG	17.40	17.23	20.33	23.98	-3.65	-2.52	17.81	-	-	
5630	126	AVG	17.48	17.28	20.39	23.98	-3.59	-2.52	17.87	-	-	
5670	134	AVG	17.47	17.35	20.42	23.98	-3.56	-2.52	17.90	30.00	-12.10	
5710	142	AVG	17.48	17.48	20.49	23.98	-3.49	-2.52	17.97	30.00	-12.03	
5755	151	AVG	17.21	17.21	20.22	30.00	-9.78	-2.52	17.70	-	-	
5795	159	AVG	17.00	16.84	19.93	30.00	-10.07	-2.52	17.41	-	-	

Table 7-16. MIMO 40MHz BW 802.11n (UNII) Maximum Conducted Output Power

FCC ID: A3LSMN986W		MEASUREMENT REPORT (CERTIFICATION)			Approved by: Quality Manager
Test Report S/N: 1M2004170066-06.A3L	Test Dates: 4/17 - 6/12/2020	EUT Type: Portable Handset			Page 91 of 231

5GHz (40MHz Bandwidth)	Freq [MHz]	Channel	Detector	Conducted Power [dBm]			Conducted Power Limit [dBm]	Conducted Power Margin [dB]	Directional Ant. Gain [dBi]	Max e.i.r.p. [dBm]	Max e.i.r.p. Limit [dBm]	e.i.r.p. Margin [dB]
				ANT1	ANT2	MIMO						
		5190	38	AVG	13.38	13.44	16.42	23.98	-7.56	-2.52	13.90	23.01
	5230	46	AVG	17.28	16.51	19.92	23.98	-4.06	-2.52	17.40	23.01	-5.61
	5270	54	AVG	17.48	16.51	20.03	23.98	-3.95	-2.52	17.51	30.00	-12.49
	5310	62	AVG	14.53	14.42	17.49	23.98	-6.49	-2.52	14.97	30.00	-15.03
	5510	102	AVG	17.22	17.26	20.25	23.98	-3.73	-2.52	17.73	30.00	-12.27
	5550	110	AVG	17.40	17.23	20.33	23.98	-3.65	-2.52	17.81	30.00	-12.19
	5590	118	AVG	17.34	17.16	20.26	23.98	-3.72	-2.52	17.74	-	-
	5630	126	AVG	17.49	17.31	20.41	23.98	-3.57	-2.52	17.89	-	-
	5670	134	AVG	17.47	17.38	20.44	23.98	-3.54	-2.52	17.92	30.00	-12.08
	5710	142	AVG	17.49	17.38	20.45	23.98	-3.53	-2.52	17.93	30.00	-12.07
	5755	151	AVG	17.25	17.49	20.38	30.00	-9.62	-2.52	17.86	-	-
	5795	159	AVG	16.97	17.49	20.25	30.00	-9.75	-2.52	17.73	-	-

Table 7-17. MIMO 40MHz BW 802.11ac (UNII) Maximum Conducted Output Power

5GHz (40MHz Bandwidth)	Freq [MHz]	Channel	Detector	Conducted Power [dBm]			Conducted Power Limit [dBm]	Conducted Power Margin [dB]	Directional Ant. Gain [dBi]	Max e.i.r.p. [dBm]	Max e.i.r.p. Limit [dBm]	e.i.r.p. Margin [dB]
				ANT1	ANT2	MIMO						
		5190	38	AVG	12.01	12.76	15.41	23.98	-8.57	-2.52	12.89	23.01
	5230	46	AVG	13.43	13.96	16.71	23.98	-7.27	-2.52	14.19	23.01	-8.82
	5270	54	AVG	13.50	13.70	16.61	23.98	-7.37	-2.52	14.09	30.00	-15.91
	5310	62	AVG	11.80	11.73	14.78	23.98	-9.20	-2.52	12.26	30.00	-17.74
	5510	102	AVG	13.07	13.99	16.56	23.98	-7.42	-2.52	14.04	30.00	-15.96
	5550	110	AVG	12.91	13.98	16.49	23.98	-7.49	-2.52	13.97	30.00	-16.03
	5590	118	AVG	12.74	13.90	16.37	23.98	-7.61	-2.52	13.85	-	-
	5630	126	AVG	13.46	13.86	16.67	23.98	-7.31	-2.52	14.15	-	-
	5670	134	AVG	12.91	13.86	16.42	23.98	-7.56	-2.52	13.90	30.00	-16.10
	5710	142	AVG	13.55	13.82	16.70	23.98	-7.28	-2.52	14.18	30.00	-15.82
	5755	151	AVG	12.90	13.97	16.48	30.00	-13.52	-2.52	13.96	-	-
	5795	159	AVG	12.71	13.99	16.41	30.00	-13.59	-2.52	13.89	-	-

Table 7-18. MIMO 40MHz BW 802.11ax (UNII) Maximum Conducted Output Power

FCC ID: A3LSMN986W		MEASUREMENT REPORT (CERTIFICATION)			Approved by: Quality Manager
Test Report S/N: 1M2004170066-06.A3L	Test Dates: 4/17 - 6/12/2020	EUT Type: Portable Handset			Page 92 of 231

5GHz (80MHz Bandwidth)	Freq [MHz]	Channel	Detector	Conducted Power [dBm]			Conducted Power Limit [dBm]	Conducted Power Margin [dB]	Directional Ant. Gain [dBi]	Max e.i.r.p. [dBm]	Max e.i.r.p. Limit [dBm]	e.i.r.p. Margin [dB]
				ANT1	ANT2	MIMO						
		5210	42	AVG	14.11	14.09	17.11	23.98	-6.87	-2.52	14.59	23.01
	5290	58	AVG	13.76	13.74	16.76	23.98	-7.22	-2.52	14.24	30.00	-15.76
	5530	106	AVG	16.31	15.86	19.10	23.98	-4.88	-2.52	16.58	30.00	-13.42
	5610	122	AVG	16.38	15.70	19.06	23.98	-4.92	-2.52	16.54	-	-
	5690	138	AVG	16.40	15.76	19.10	23.98	-4.88	-2.52	16.58	30.00	-13.42
	5775	155	AVG	16.03	15.74	18.90	30.00	-11.10	-2.52	16.38	-	-

Table 7-19. MIMO 80MHz BW 802.11ac (UNII) Maximum Conducted Output Power

5GHz (80MHz Bandwidth)	Freq [MHz]	Channel	Detector	Conducted Power [dBm]			Conducted Power Limit [dBm]	Conducted Power Margin [dB]	Directional Ant. Gain [dBi]	Max e.i.r.p. [dBm]	Max e.i.r.p. Limit [dBm]	e.i.r.p. Margin [dB]
				ANT1	ANT2	MIMO						
		5210	42	AVG	11.67	11.85	14.77	23.98	-9.21	-2.52	12.25	23.01
	5290	58	AVG	11.83	11.27	14.57	23.98	-9.41	-2.52	12.05	30.00	-17.95
	5530	106	AVG	11.83	13.38	15.68	23.98	-8.30	-2.52	13.16	30.00	-16.84
	5610	122	AVG	11.71	13.32	15.60	23.98	-8.38	-2.52	13.08	-	-
	5690	138	AVG	12.13	13.14	15.67	23.98	-8.31	-2.52	13.15	30.00	-16.85
	5775	155	AVG	11.89	13.41	15.73	30.00	-14.27	-2.52	13.21	-	-

Table 7-20. MIMO 80MHz BW 802.11ax (UNII) Maximum Conducted Output Power

FCC ID: A3LSMN986W		MEASUREMENT REPORT (CERTIFICATION)		Approved by: Quality Manager
Test Report S/N: 1M2004170066-06.A3L	Test Dates: 4/17 - 6/12/2020	EUT Type: Portable Handset		Page 93 of 231

**Note:**

Per ANSI C63.10-2013 and KDB 662911 v02r01 Section E)1), the conducted powers at Antenna 1 and Antenna 2 were first measured separately during MIMO transmission as shown in the section above. The measured values were then summed in linear power units then converted back to dBm.

Per ANSI C63.10-2013 Section 14.4.3, the directional gain is calculated using the following formula, where GN is the gain of the nth antenna and NANT, the total number of antennas used.

$$\text{Directional gain} = 10 \log\left[\frac{(10^{G_1/20} + 10^{G_2/20} + \dots + 10^{G_N/20})^2}{N_{\text{ANT}}}\right] \text{ dBi}$$

**Sample MIMO Calculation:**

At 5180MHz in 802.11n (20MHz BW) mode, the average conducted output power was measured to be 17.39 dBm for Antenna-1 and 17.40 dBm for Antenna-2.

$$\text{Antenna 1} + \text{Antenna 2} = \text{MIMO}$$

$$(17.39 \text{ dBm} + 17.40 \text{ dBm}) = (54.83 \text{ mW} + 54.95 \text{ mW}) = 109.78 \text{ mW} = 20.41 \text{ dBm}$$

**Sample e.i.r.p. Calculation:**

At 2412MHz in 802.11n mode, the average MIMO conducted power was calculated to be 20.41 dBm with directional gain of -2.94 dBi.

$$\text{e.i.r.p. (dBm)} = \text{Conducted Power (dBm)} + \text{Ant gain (dBi)}$$

$$15.02 \text{ dBm} - 2.94 \text{ dBi} = 12.08 \text{ dBm}$$

FCC ID: A3LSMN986W		<p align="center"><b>MEASUREMENT REPORT (CERTIFICATION)</b></p> 	<p><b>Approved by:</b> Quality Manager</p>
<p><b>Test Report S/N:</b> 1M2004170066-06.A3L</p>	<p><b>Test Dates:</b> 4/17 - 6/12/2020</p>	<p><b>EUT Type:</b> Portable Handset</p>	<p>Page 94 of 231</p>

## 7.5 Maximum Power Spectral Density – 802.11a/n/ac/ax §15.407(a.1.iv) §15.407(a.2) §15.407(a.3); RSS-247 [6.2]

### Test Overview and Limit

The spectrum analyzer was connected to the antenna terminal while the EUT was operating at its maximum duty cycle, at its maximum power control level, as defined in ANSI C63.10-2013 and KDB 789033 D02 v02r01, and at the appropriate frequencies. Method SA-1, as defined in ANSI C63.10-2013 and KDB 789033 D02 v02r01, was used to measure the power spectral density.

***In the 5.15 – 5.25GHz, 5.25 – 5.35GHz, 5.47 – 5.725GHz bands, the maximum permissible power spectral density is 11dBm/MHz.***

***In the 5.725 – 5.850GHz band, the maximum permissible power spectral density is 30dBm/500kHz.***

### Test Procedure Used

ANSI C63.10-2013 – Section 12.3.2.2  
KDB 789033 D02 v02r01 – Section F  
ANSI C63.10-2013 – Section 14.3.2.2 Measure-and-Sum Technique  
KDB 662911 v02r01 – Section E)2) Measure-and-Sum Technique

### Test Settings

1. Analyzer was set to the center frequency of the UNII channel under investigation
2. Span was set to encompass the entire emission bandwidth of the signal
3. RBW = 1MHz
4. VBW = 3MHz
5. Number of sweep points  $\geq 2 \times$  (span/RBW)
6. Sweep time = auto
7. Detector = power averaging (RMS)
8. Trigger was set to free run for all modes
9. Trace was averaged over 100 sweeps
10. The peak search function of the spectrum analyzer was used to find the peak of the spectrum.

### Test Setup

The EUT and measurement equipment were set up as shown in the diagram below.



**Figure 7-4. Test Instrument & Measurement Setup**

### Test Notes

None

FCC ID: A3LSMN986W		MEASUREMENT REPORT (CERTIFICATION)		Approved by: Quality Manager
Test Report S/N: 1M2004170066-06.A3L	Test Dates: 4/17 - 6/12/2020	EUT Type: Portable Handset		Page 95 of 231



## SISO Antenna-1 Power Spectral Density Measurements

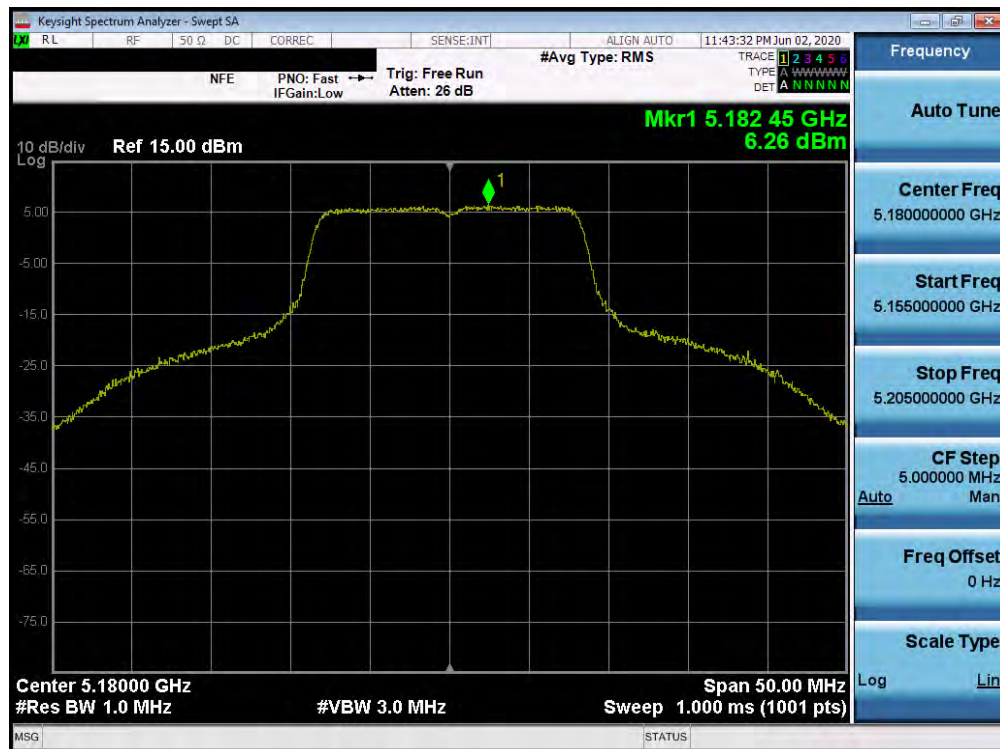
	Frequency [MHz]	Channel No.	802.11 Mode	Data Rate [Mbps]	Measured Power Density [dBm]	Max Power Density [dBm/MHz]	Margin [dB]
Band 1	5180	36	a	6	6.26	11.0	-4.74
	5200	40	a	6	6.55	11.0	-4.45
	5240	48	a	6	7.02	11.0	-3.98
	5180	36	n (20MHz)	6.5/7.2 (MCS0)	5.85	11.0	-5.15
	5200	40	n (20MHz)	6.5/7.2 (MCS0)	6.24	11.0	-4.76
	5240	48	n (20MHz)	6.5/7.2 (MCS0)	6.77	11.0	-4.23
	5180	36	ax (20MHz)	6.5/7.2 (MCS0)	4.32	11.0	-6.68
	5200	40	ax (20MHz)	6.5/7.2 (MCS0)	4.68	11.0	-6.32
	5240	48	ax (20MHz)	6.5/7.2 (MCS0)	5.34	11.0	-5.66
	5190	38	n (40MHz)	13.5/15 (MCS0)	1.90	11.0	-9.10
	5230	46	n (40MHz)	13.5/15 (MCS0)	2.14	11.0	-8.86
	5190	38	ax (40MHz)	13.5/15 (MCS0)	1.69	11.0	-9.31
	5230	46	ax (40MHz)	13.5/15 (MCS0)	2.30	11.0	-8.70
	5210	42	ac (80MHz)	29.3/32.5 (MCS0)	-1.09	11.0	-12.09
5210	42	ax (80MHz)	29.3/32.5 (MCS0)	-1.79	11.0	-12.79	
Band 2A	5260	52	a	6	7.21	11.0	-3.80
	5280	56	a	6	6.81	11.0	-4.19
	5320	64	a	6	6.85	11.0	-4.15
	5260	52	n (20MHz)	6.5/7.2 (MCS0)	6.53	11.0	-4.47
	5280	56	n (20MHz)	6.5/7.2 (MCS0)	6.63	11.0	-4.37
	5320	64	n (20MHz)	6.5/7.2 (MCS0)	6.51	11.0	-4.49
	5260	52	ax (20MHz)	6.5/7.2 (MCS0)	5.39	11.0	-5.61
	5280	56	ax (20MHz)	6.5/7.2 (MCS0)	5.63	11.0	-5.37
	5320	64	ax (20MHz)	6.5/7.2 (MCS0)	5.42	11.0	-5.58
	5270	54	n (40MHz)	13.5/15 (MCS0)	2.39	11.0	-8.61
	5310	62	n (40MHz)	13.5/15 (MCS0)	2.96	11.0	-8.04
	5270	54	ax (40MHz)	13.5/15 (MCS0)	2.17	11.0	-8.84
	5310	62	ax (40MHz)	13.5/15 (MCS0)	2.15	11.0	-8.85
	5290	58	ac (80MHz)	29.3/32.5 (MCS0)	-1.13	11.0	-12.13
5290	58	ax (80MHz)	29.3/32.5 (MCS0)	-1.76	11.0	-12.76	
Band 2C	5500	100	a	6	6.55	11.0	-4.45
	5580	116	a	6	6.16	11.0	-4.84
	5600	120	a	6	5.83	11.0	-5.17
	5700	140	a	6	6.63	11.0	-4.37
	5720	144	a	6	6.35	11.0	-4.65
	5500	100	n (20MHz)	6.5/7.2 (MCS0)	6.32	11.0	-4.68
	5600	120	n (20MHz)	6.5/7.2 (MCS0)	5.90	11.0	-5.10
	5720	144	n (20MHz)	6.5/7.2 (MCS0)	6.09	11.0	-4.91
	5500	100	ax (20MHz)	6.5/7.2 (MCS0)	5.24	11.0	-5.76
	5600	120	ax (20MHz)	6.5/7.2 (MCS0)	4.87	11.0	-6.13
	5720	144	ax (20MHz)	6.5/7.2 (MCS0)	5.15	11.0	-5.85
	5510	102	n (40MHz)	13.5/15 (MCS0)	2.57	11.0	-8.43
	5590	118	n (40MHz)	13.5/15 (MCS0)	2.34	11.0	-8.66
	5710	142	n (40MHz)	13.5/15 (MCS0)	2.78	11.0	-8.22
	5510	102	ax (40MHz)	13.5/15 (MCS0)	2.05	11.0	-8.95
	5590	118	ax (40MHz)	13.5/15 (MCS0)	1.49	11.0	-9.51
	5710	142	ax (40MHz)	13.5/15 (MCS0)	1.93	11.0	-9.07
	5530	106	ac (80MHz)	29.3/32.5 (MCS0)	-1.37	11.0	-12.37
	5610	122	ac (80MHz)	29.3/32.5 (MCS0)	-1.28	11.0	-12.28
	5690	138	ac (80MHz)	29.3/32.5 (MCS0)	-0.32	11.0	-11.32
5530	106	ax (80MHz)	29.3/32.5 (MCS0)	-1.81	11.0	-12.81	
5610	122	ax (80MHz)	29.3/32.5 (MCS0)	-1.93	11.0	-12.93	
5690	138	ax (80MHz)	29.3/32.5 (MCS0)	-1.79	11.0	-12.79	

Table 7-21. Bands 1, 2A, 2C Conducted Power Spectral Density Measurements SISO ANT1

FCC ID: A3LSMN986W		MEASUREMENT REPORT (CERTIFICATION)		Approved by: Quality Manager
Test Report S/N: 1M2004170066-06.A3L	Test Dates: 4/17 - 6/12/2020	EUT Type: Portable Handset		Page 96 of 231

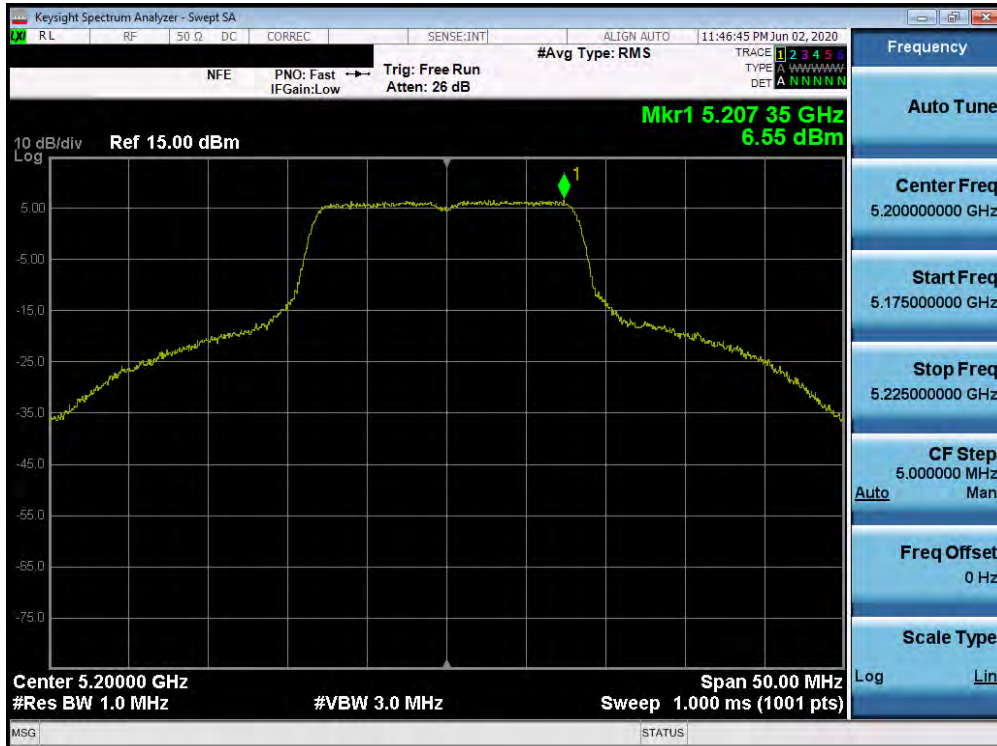
	Frequency [MHz]	Channel No.	802.11 Mode	Data Rate [Mbps]	Measured Power Density [dBm]	Antenna Gain [dBi]	e.i.r.p. Power Density [dBm/MHz]	ISED Max e.i.r.p. Power Density [dBm/MHz]	Margin [dB]
Band 1	5180	36	a	6	6.26	-5.61	0.65	10.0	-9.35
	5200	40	a	6	6.55	-5.61	0.94	10.0	-9.06
	5240	48	a	6	7.02	-5.61	1.41	10.0	-8.59
	5180	36	n (20MHz)	6.5/7.2 (MCS0)	5.85	-5.61	0.24	10.0	-9.76
	5200	40	n (20MHz)	6.5/7.2 (MCS0)	6.24	-5.61	0.63	10.0	-9.37
	5240	48	n (20MHz)	6.5/7.2 (MCS0)	6.77	-5.61	1.16	10.0	-8.84
	5180	36	ax (20MHz)	6.5/7.2 (MCS0)	4.32	-5.61	-1.29	10.0	-11.29
	5200	40	ax (20MHz)	6.5/7.2 (MCS0)	4.68	-5.61	-0.93	10.0	-10.93
	5240	48	ax (20MHz)	6.5/7.2 (MCS0)	5.34	-5.61	-0.27	10.0	-10.27
	5190	38	n (40MHz)	13.5/15 (MCS0)	1.90	-5.61	-3.71	10.0	-13.71
	5230	46	n (40MHz)	13.5/15 (MCS0)	2.14	-5.61	-3.47	10.0	-13.47
	5190	38	ax (40MHz)	13.5/15 (MCS0)	1.69	-5.61	-3.92	10.0	-13.92
	5230	46	ax (40MHz)	13.5/15 (MCS0)	2.30	-5.61	-3.31	10.0	-13.31
	5210	42	ac (80MHz)	29.3/32.5 (MCS0)	-1.09	-5.61	-6.70	10.0	-16.70
5210	42	ax (80MHz)	29.3/32.5 (MCS0)	-1.79	-5.61	-7.40	10.0	-17.40	

Table 7-22. Band 1 e.i.r.p. Conducted Power Spectral Density Measurements (ISED) SISO ANT1

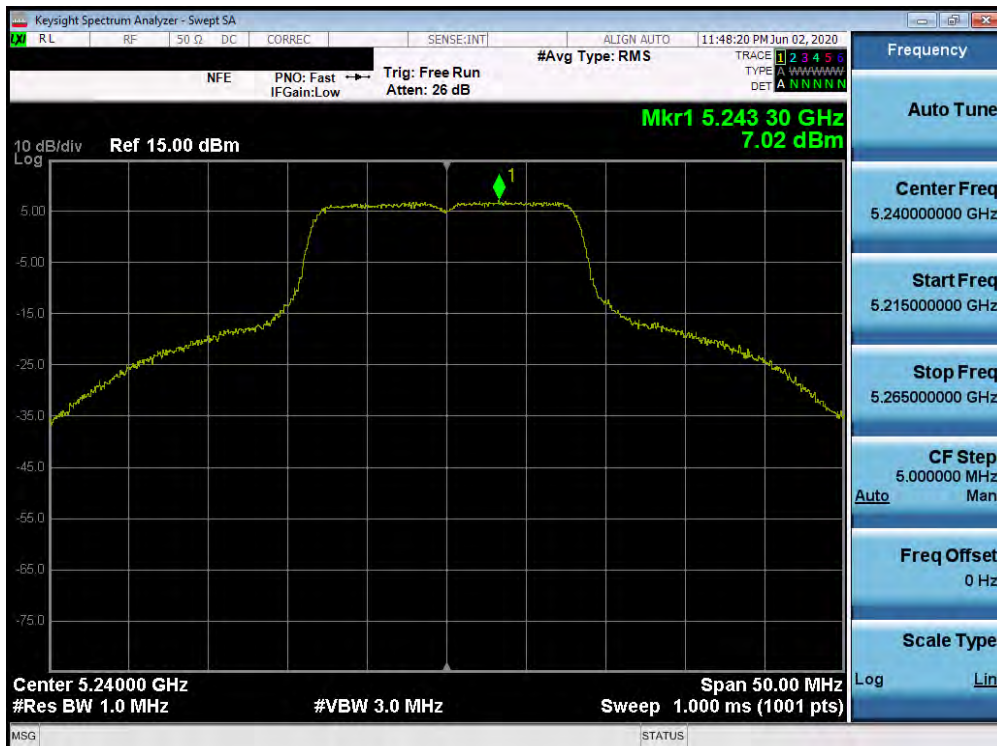


Plot 7-127. Power Spectral Density Plot SISO ANT1 (802.11a (UNII Band 1) – Ch. 36)

FCC ID: A3LSMN986W		MEASUREMENT REPORT (CERTIFICATION)		Approved by: Quality Manager
Test Report S/N: 1M2004170066-06.A3L	Test Dates: 4/17 - 6/12/2020	EUT Type: Portable Handset		Page 97 of 231

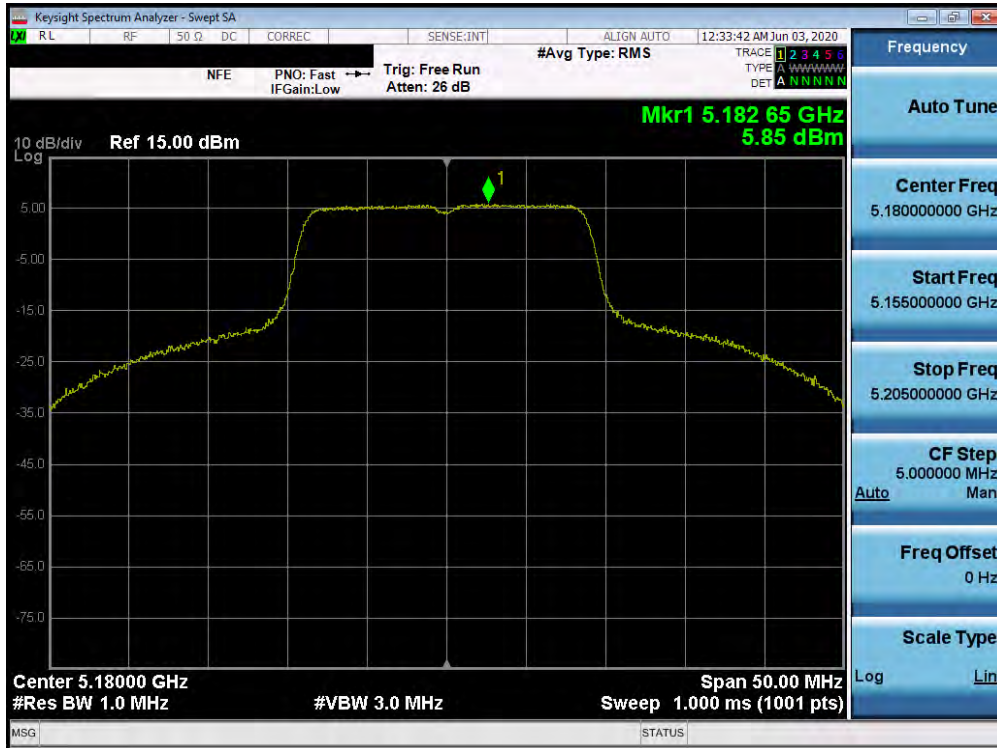


Plot 7-128. Power Spectral Density Plot SISO ANT1 (802.11a (UNII Band 1) – Ch. 40)

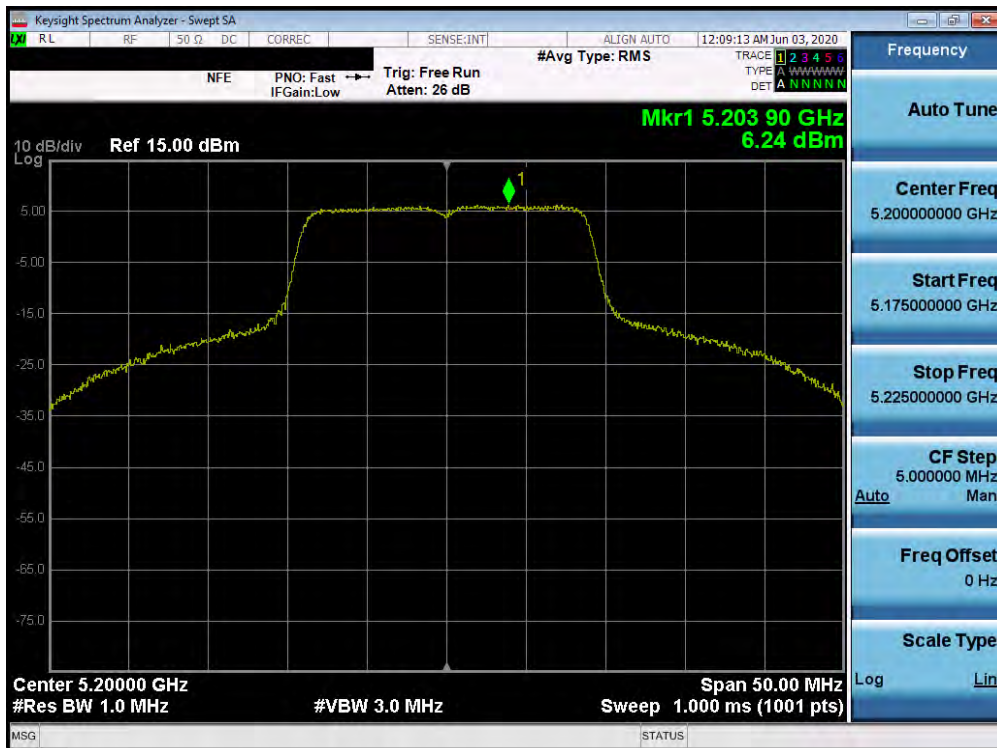


Plot 7-129. Power Spectral Density Plot SISO ANT1 (802.11a (UNII Band 1) – Ch. 48)

FCC ID: A3LSMN986W		MEASUREMENT REPORT (CERTIFICATION)		Approved by: Quality Manager
Test Report S/N: 1M2004170066-06.A3L	Test Dates: 4/17 - 6/12/2020	EUT Type: Portable Handset		Page 98 of 231



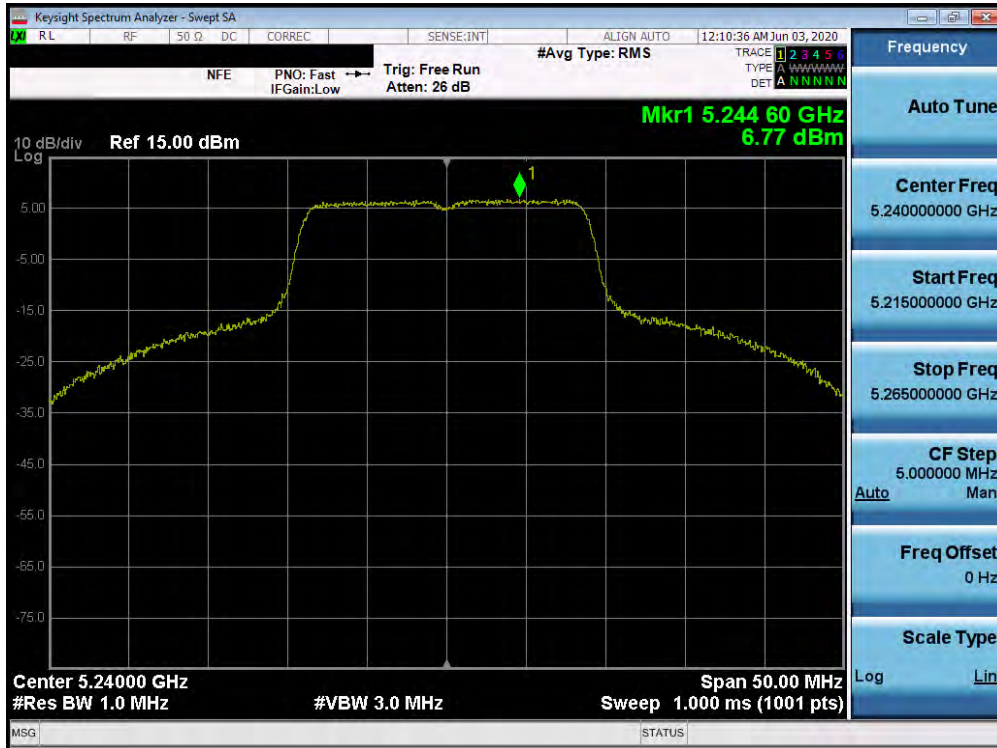
Plot 7-130. Power Spectral Density Plot SISO ANT1 (20MHz BW 802.11n (UNII Band 1) – Ch. 36)



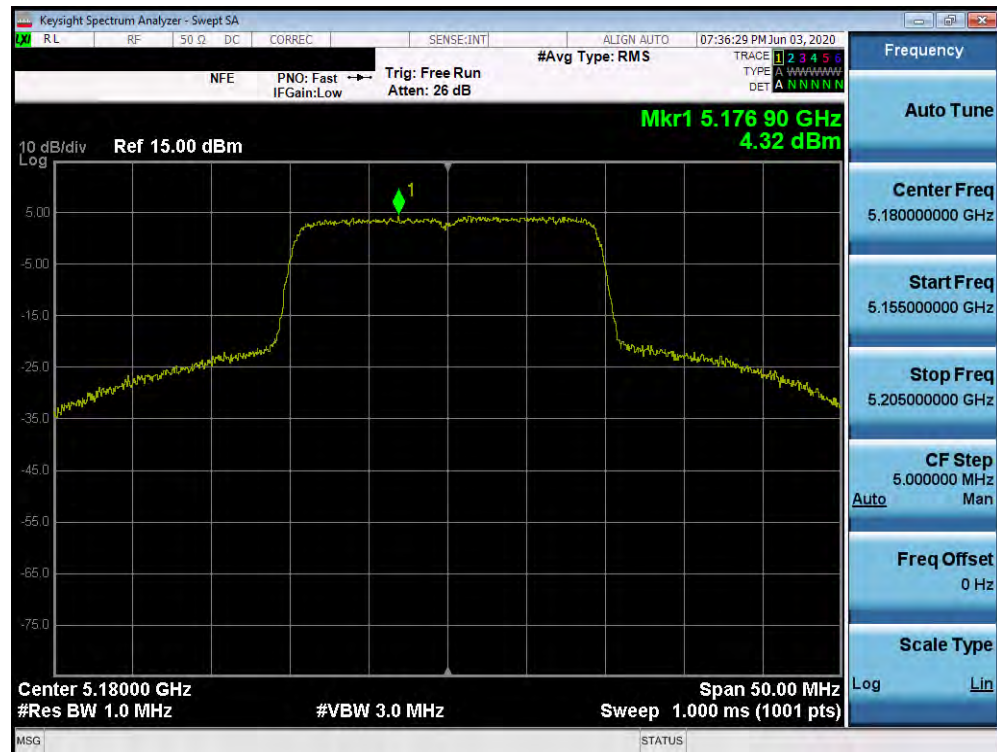
Plot 7-131. Power Spectral Density Plot SISO ANT1 (20MHz BW 802.11n (UNII Band 1) – Ch. 40)

FCC ID: A3LSMN986W		MEASUREMENT REPORT (CERTIFICATION)		Approved by: Quality Manager
Test Report S/N: 1M2004170066-06.A3L	Test Dates: 4/17 - 6/12/2020	EUT Type: Portable Handset		Page 99 of 231



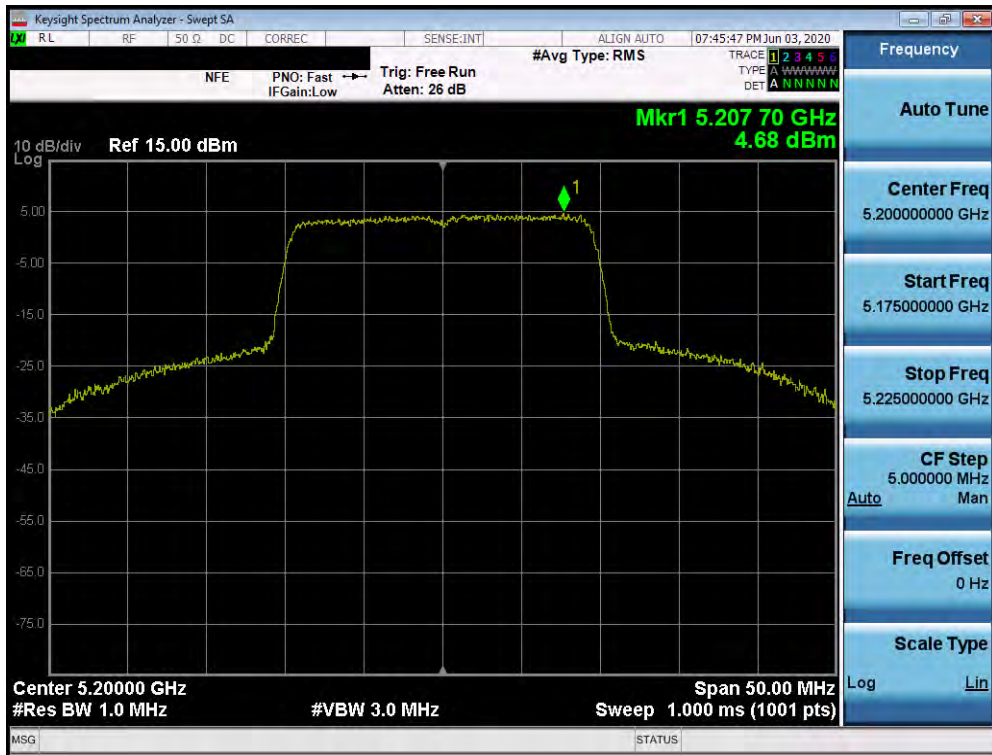


Plot 7-132. Power Spectral Density Plot SISO ANT1 (20MHz BW 802.11n (UNII Band 1) – Ch. 48)

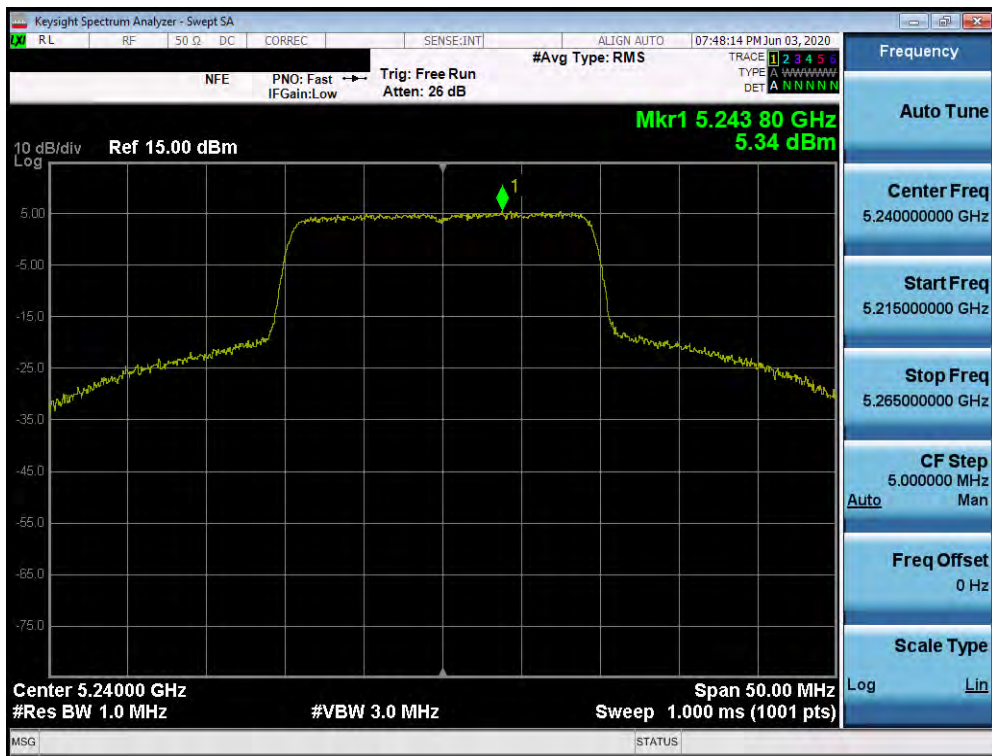


Plot 7-133. Power Spectral Density Plot SISO ANT1 (20MHz BW 802.11ax (UNII Band 1) – Ch. 36)

FCC ID: A3LSMN986W	<b>PCTEST</b> Proud to be part of  element	MEASUREMENT REPORT (CERTIFICATION)		Approved by: Quality Manager
Test Report S/N: 1M2004170066-06.A3L	Test Dates: 4/17 - 6/12/2020	EUT Type: Portable Handset		Page 100 of 231

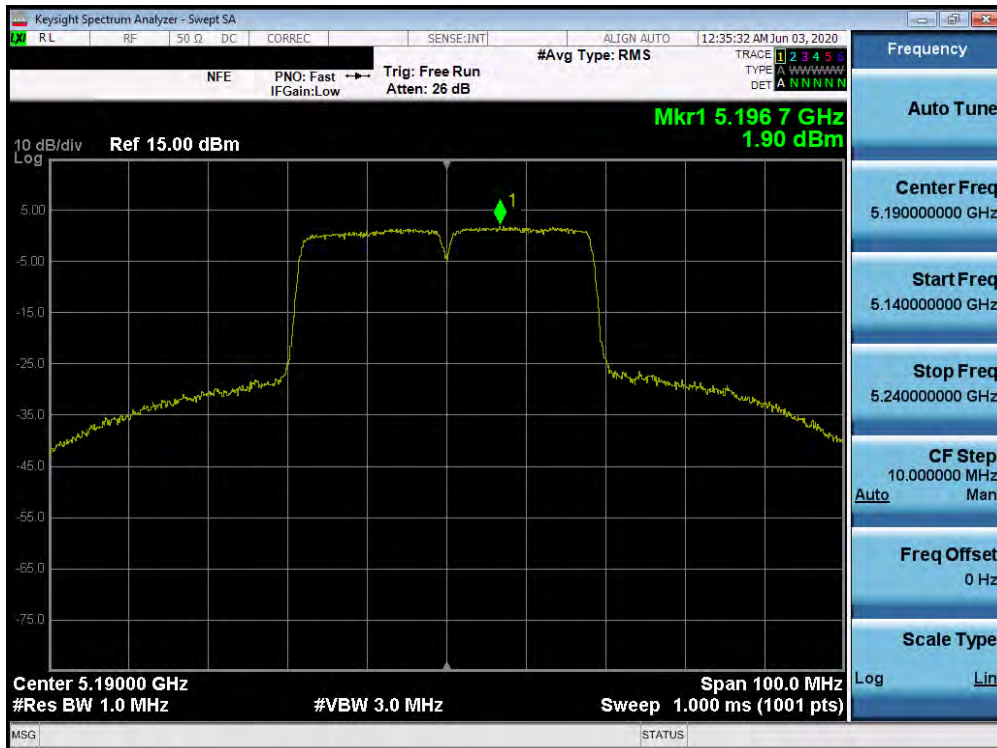


Plot 7-134. Power Spectral Density Plot SISO ANT1 (20MHz BW 802.11ax (UNII Band 1) – Ch. 40)

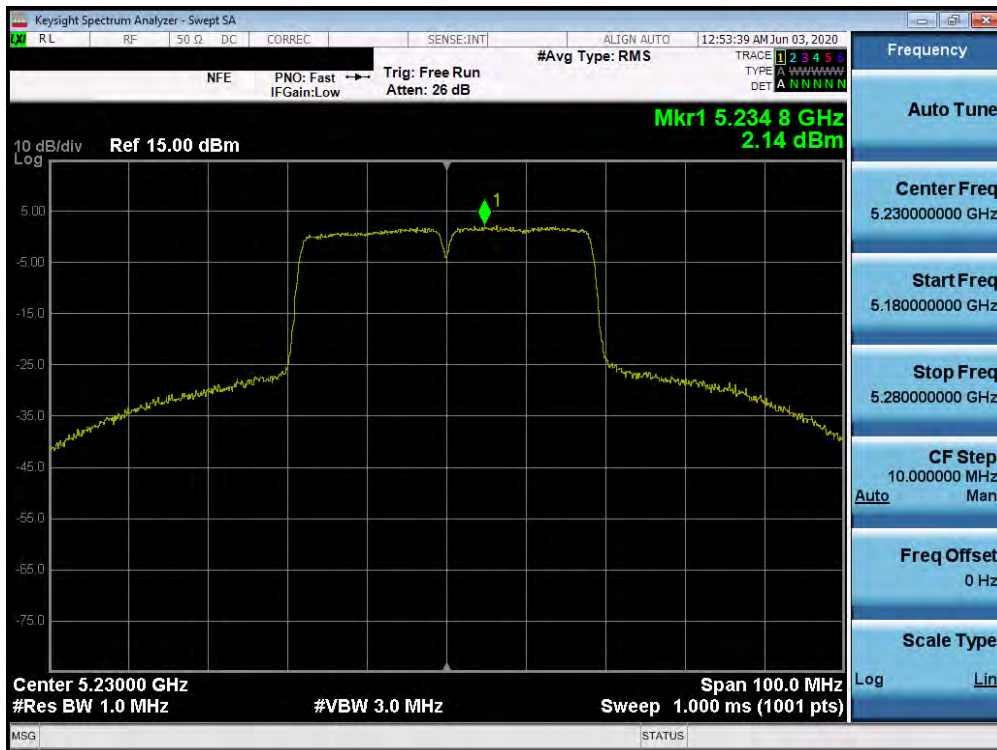


Plot 7-135. Power Spectral Density Plot SISO ANT1 (20MHz BW 802.11ax (UNII Band 1) – Ch. 48)

FCC ID: A3LSMN986W	 <b>PCTEST</b> Proud to be part of 	MEASUREMENT REPORT (CERTIFICATION)		Approved by: Quality Manager
Test Report S/N: 1M2004170066-06.A3L	Test Dates: 4/17 - 6/12/2020	EUT Type: Portable Handset		Page 101 of 231



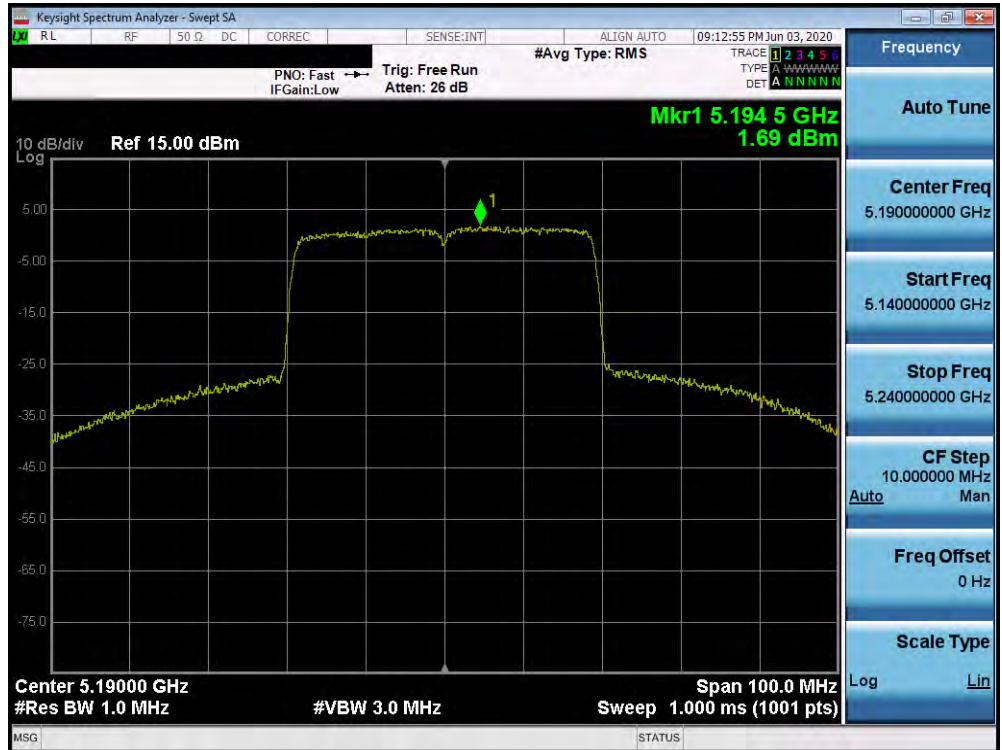
Plot 7-136. Power Spectral Density Plot SISO ANT1 (40MHz BW 802.11n (UNII Band 1) – Ch. 38)



Plot 7-137. Power Spectral Density Plot SISO ANT1 (40MHz BW 802.11n (UNII Band 1) – Ch. 46)

FCC ID: A3LSMN986W		MEASUREMENT REPORT (CERTIFICATION)		Approved by: Quality Manager
Test Report S/N: 1M2004170066-06.A3L	Test Dates: 4/17 - 6/12/2020	EUT Type: Portable Handset		Page 102 of 231



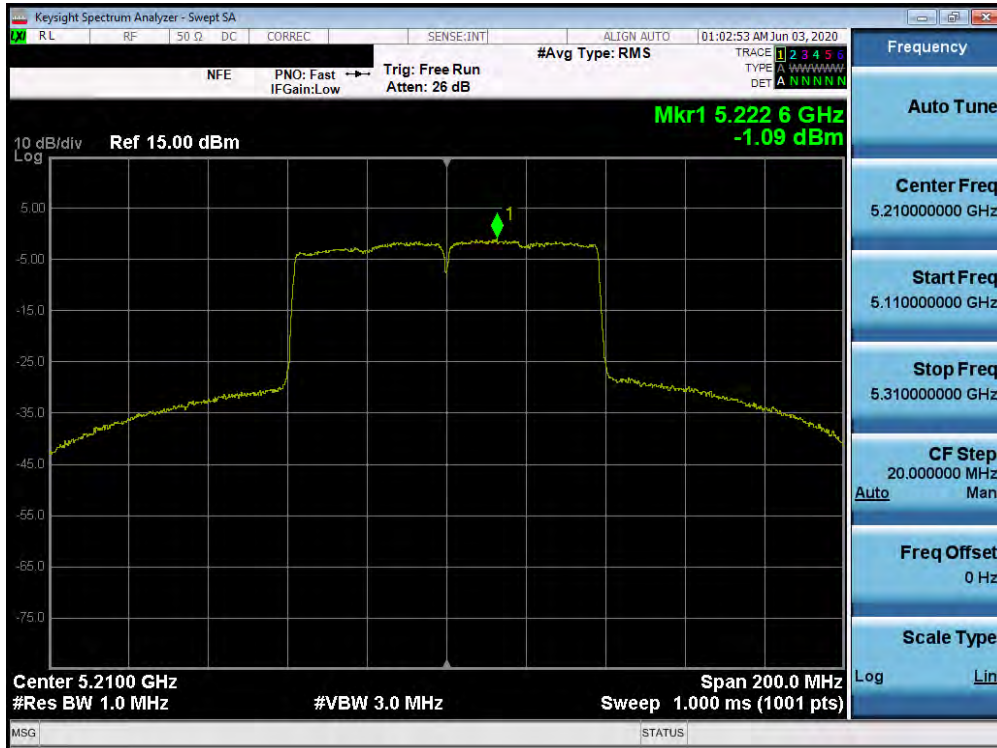


Plot 7-138. Power Spectral Density Plot SISO ANT1 (40MHz BW 802.11ax (UNII Band 1) – Ch. 38)

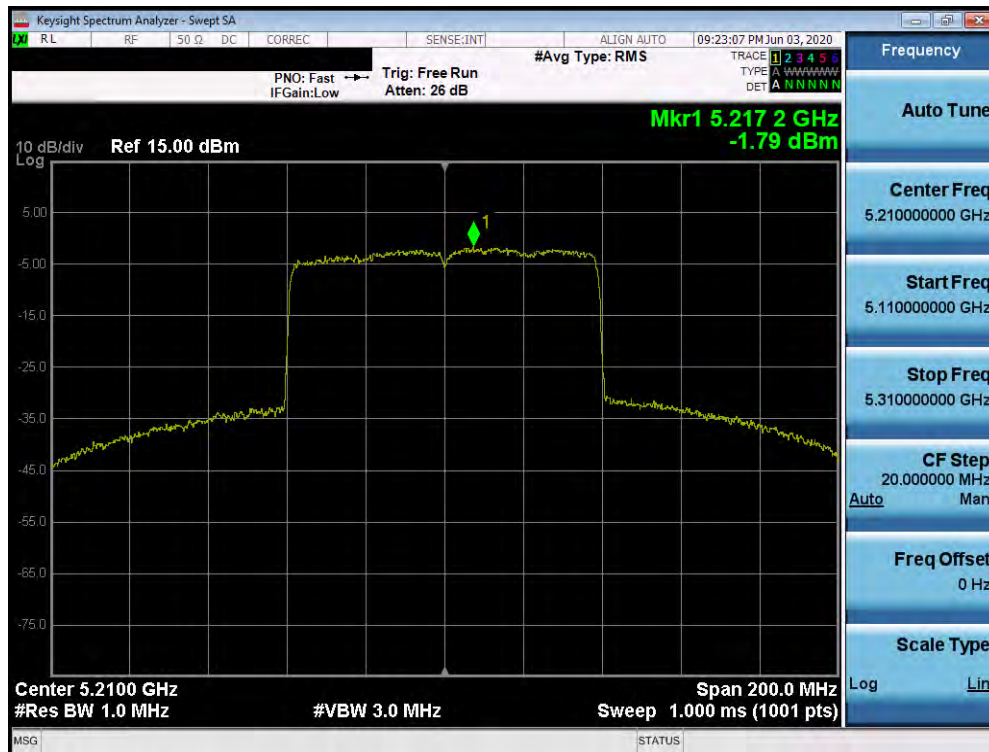


Plot 7-139. Power Spectral Density Plot SISO ANT1 (40MHz BW 802.11ax (UNII Band 1) – Ch. 42)

FCC ID: A3LSMN986W	<b>PCTEST</b> Proud to be part of  element	MEASUREMENT REPORT (CERTIFICATION)		Approved by: Quality Manager
Test Report S/N: 1M2004170066-06.A3L	Test Dates: 4/17 - 6/12/2020	EUT Type: Portable Handset		Page 103 of 231

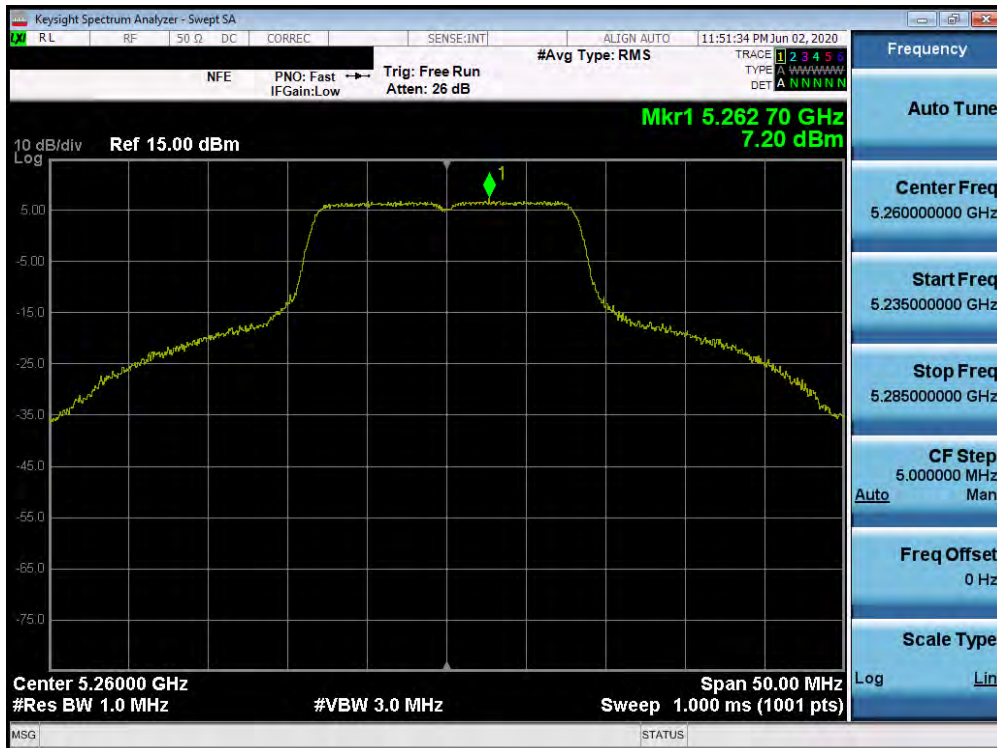


Plot 7-140. Power Spectral Density Plot SISO ANT1 (80MHz BW 802.11ac (UNII Band 1) – Ch. 42)

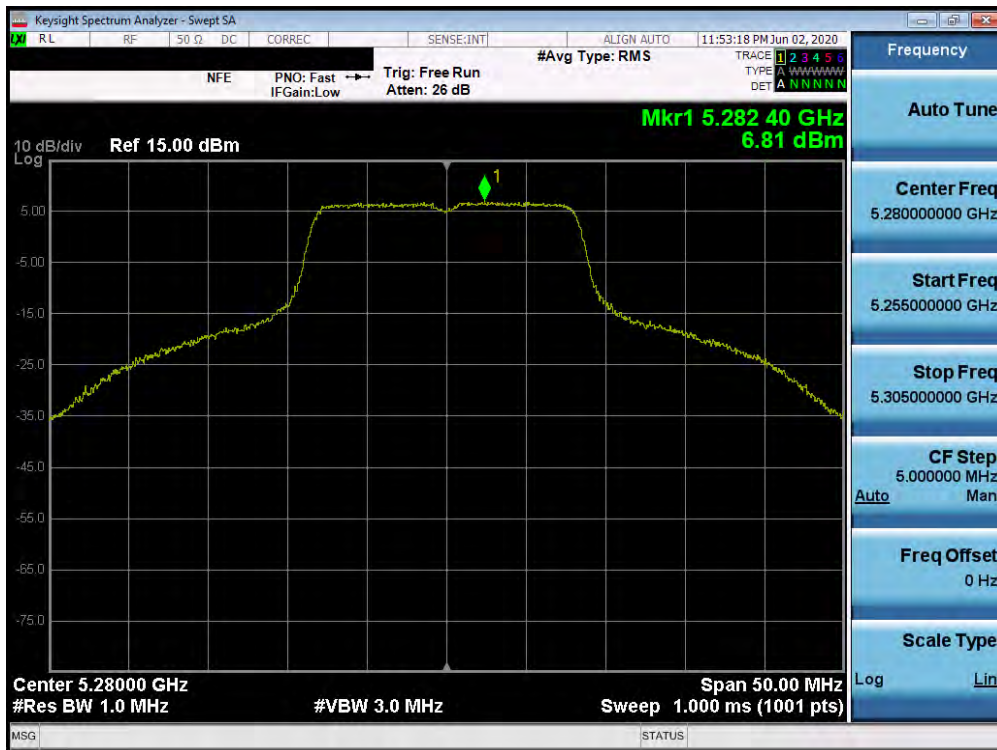


Plot 7-141. Power Spectral Density Plot SISO ANT1 (80MHz BW 802.11ax (UNII Band 1) – Ch. 42)

FCC ID: A3LSMN986W	<b>PCTEST</b> Proud to be part of  element	MEASUREMENT REPORT (CERTIFICATION)		Approved by: Quality Manager
Test Report S/N: 1M2004170066-06.A3L	Test Dates: 4/17 - 6/12/2020	EUT Type: Portable Handset		Page 104 of 231



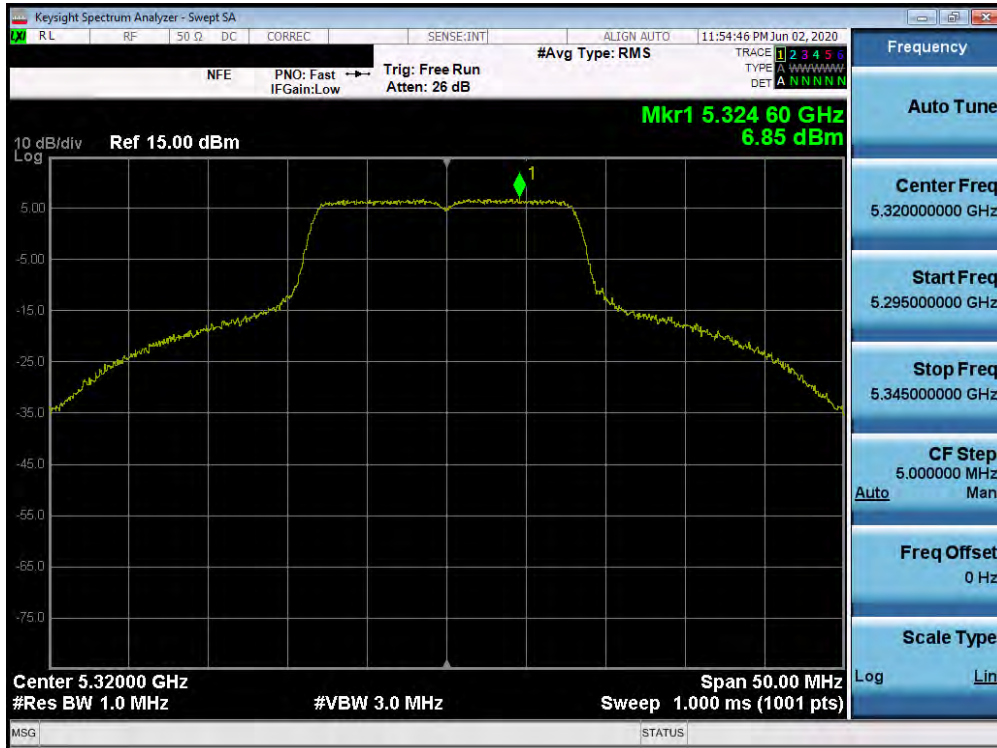
Plot 7-142. Power Spectral Density Plot SISO ANT1 (802.11a (UNII Band 2A) – Ch. 52)



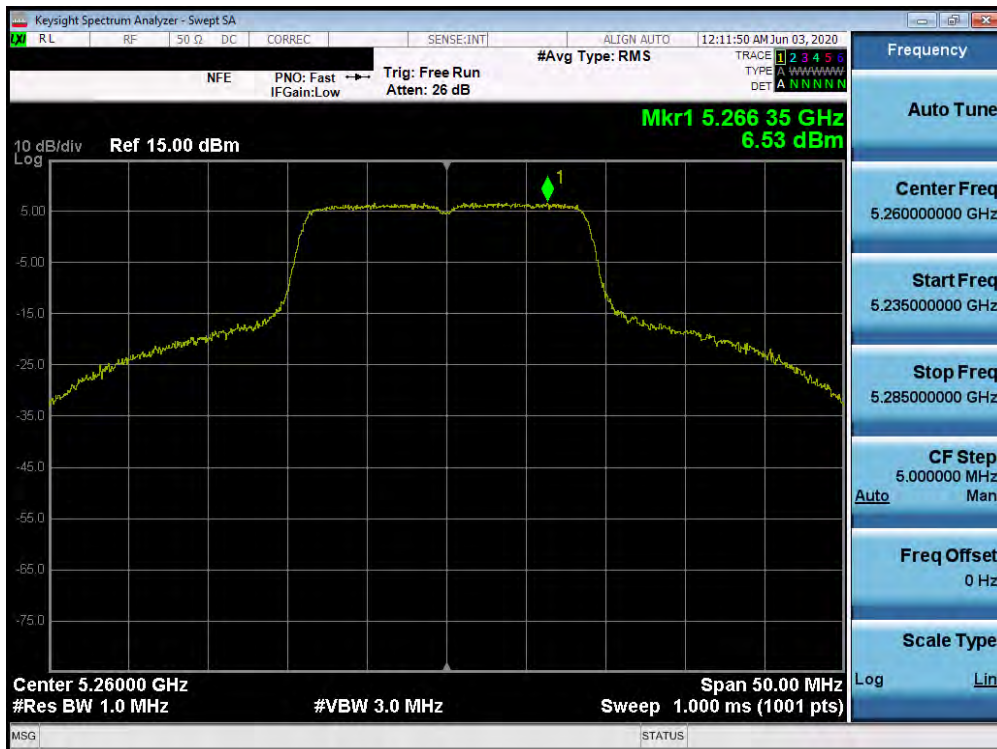
Plot 7-143. Power Spectral Density Plot SISO ANT1 (802.11a (UNII Band 2A) – Ch. 56)

FCC ID: A3LSMN986W		MEASUREMENT REPORT (CERTIFICATION)		Approved by: Quality Manager
Test Report S/N: 1M2004170066-06.A3L	Test Dates: 4/17 - 6/12/2020	EUT Type: Portable Handset		Page 105 of 231



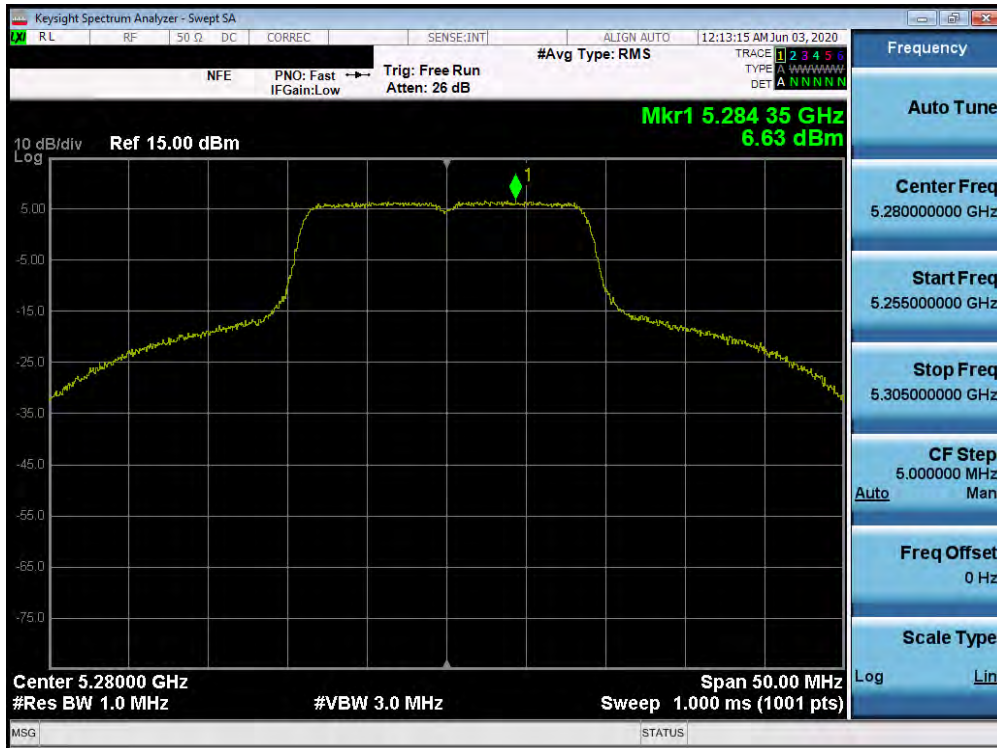


Plot 7-144. Power Spectral Density Plot SISO ANT1 (802.11a (UNII Band 2A) – Ch. 64)

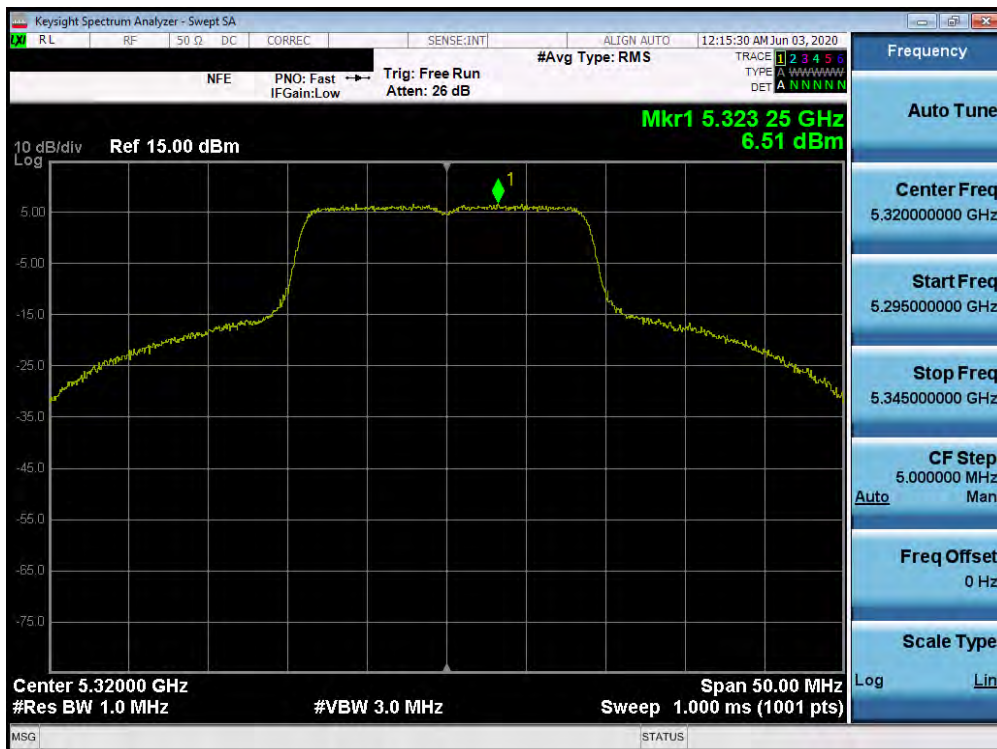


Plot 7-145. Power Spectral Density Plot SISO ANT1 (20MHz BW 802.11n (UNII Band 2A) – Ch. 52)

FCC ID: A3LSMN986W		MEASUREMENT REPORT (CERTIFICATION)		Approved by: Quality Manager
Test Report S/N: 1M2004170066-06.A3L	Test Dates: 4/17 - 6/12/2020	EUT Type: Portable Handset		Page 106 of 231

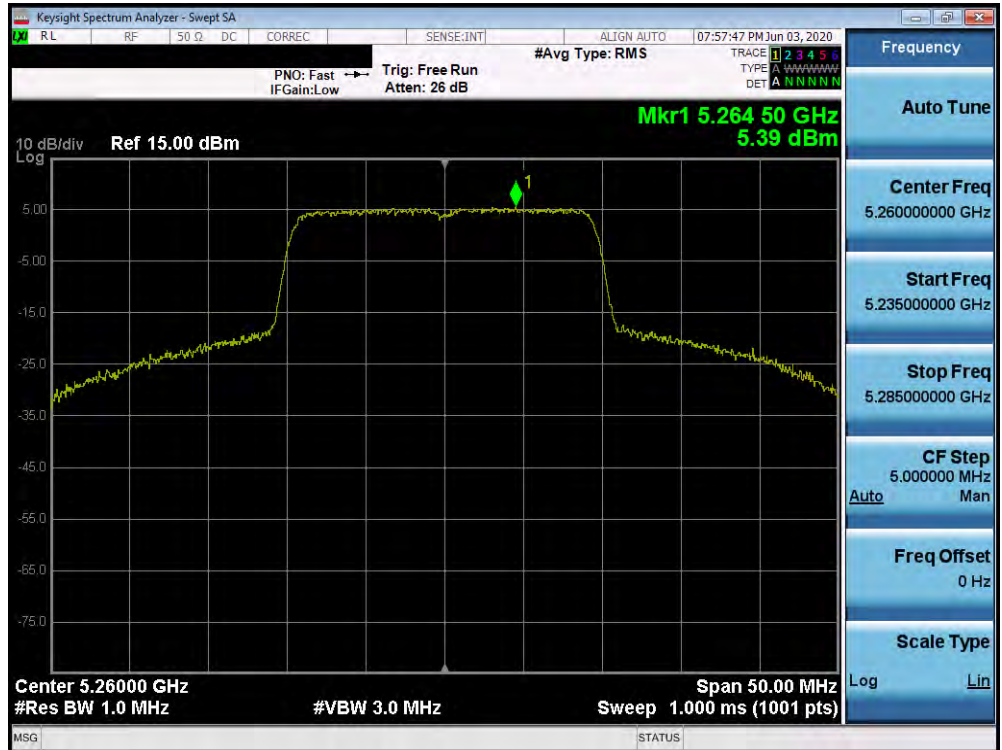


Plot 7-146. Power Spectral Density Plot SISO ANT1 (20MHz BW 802.11n (UNII Band 2A) – Ch. 56)

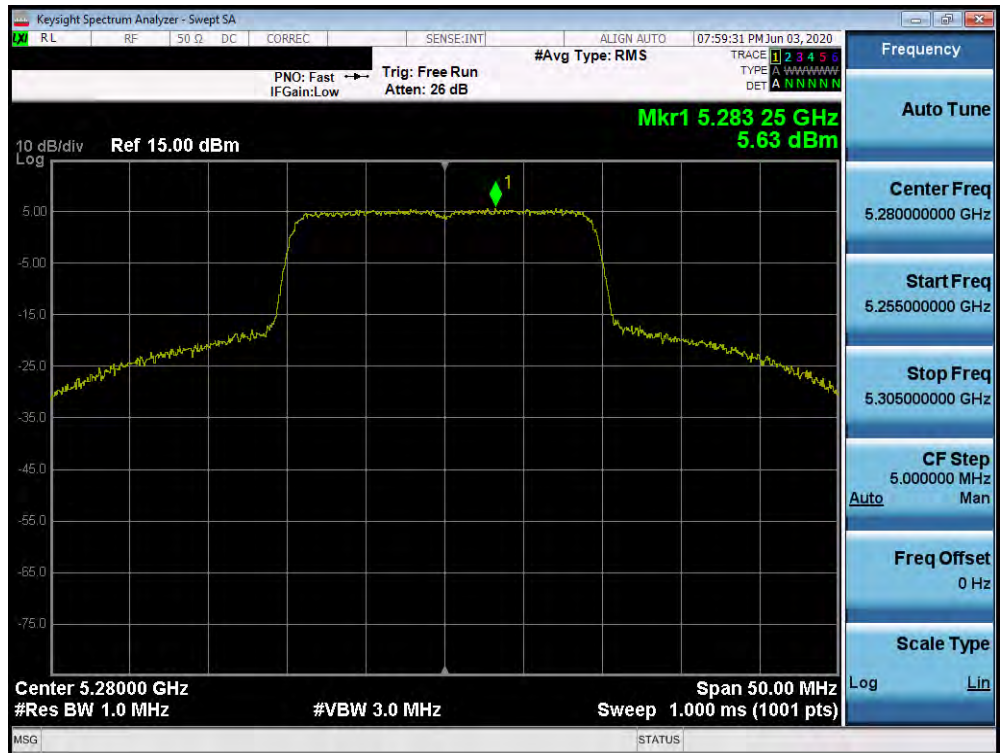


Plot 7-147. Power Spectral Density Plot SISO ANT1 (20MHz BW 802.11n (UNII Band 2A) – Ch. 64)

FCC ID: A3LSMN986W		MEASUREMENT REPORT (CERTIFICATION)		Approved by: Quality Manager
Test Report S/N: 1M2004170066-06.A3L	Test Dates: 4/17 - 6/12/2020	EUT Type: Portable Handset		Page 107 of 231



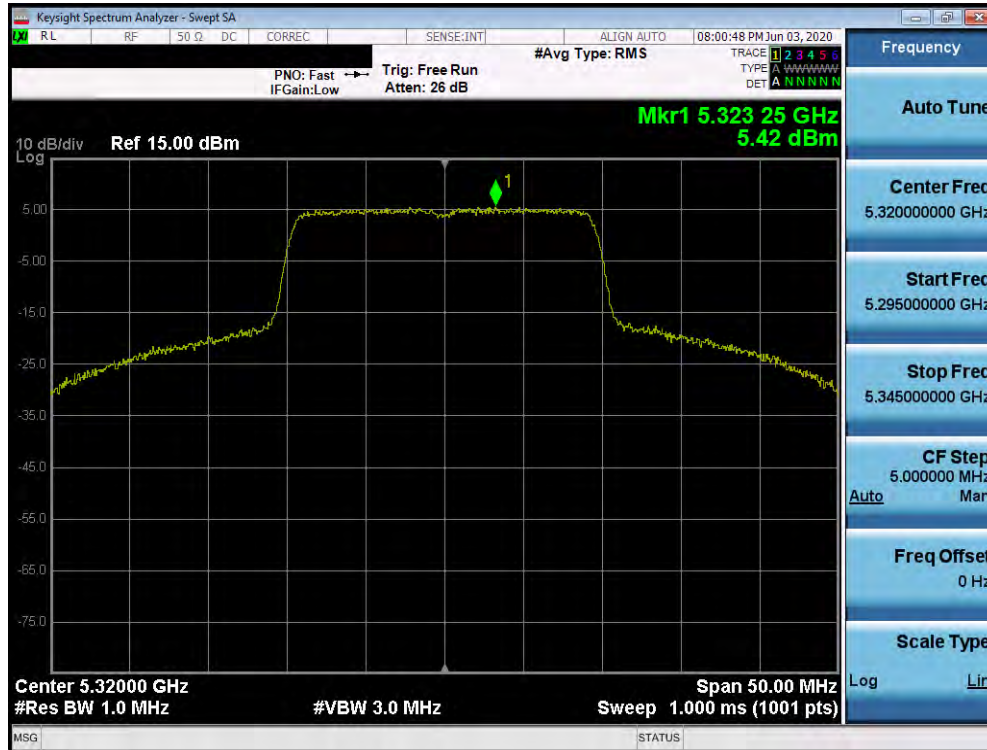
Plot 7-148. Power Spectral Density Plot SISO ANT1 (20MHz BW 802.11ax (UNII Band 2A) – Ch. 52)



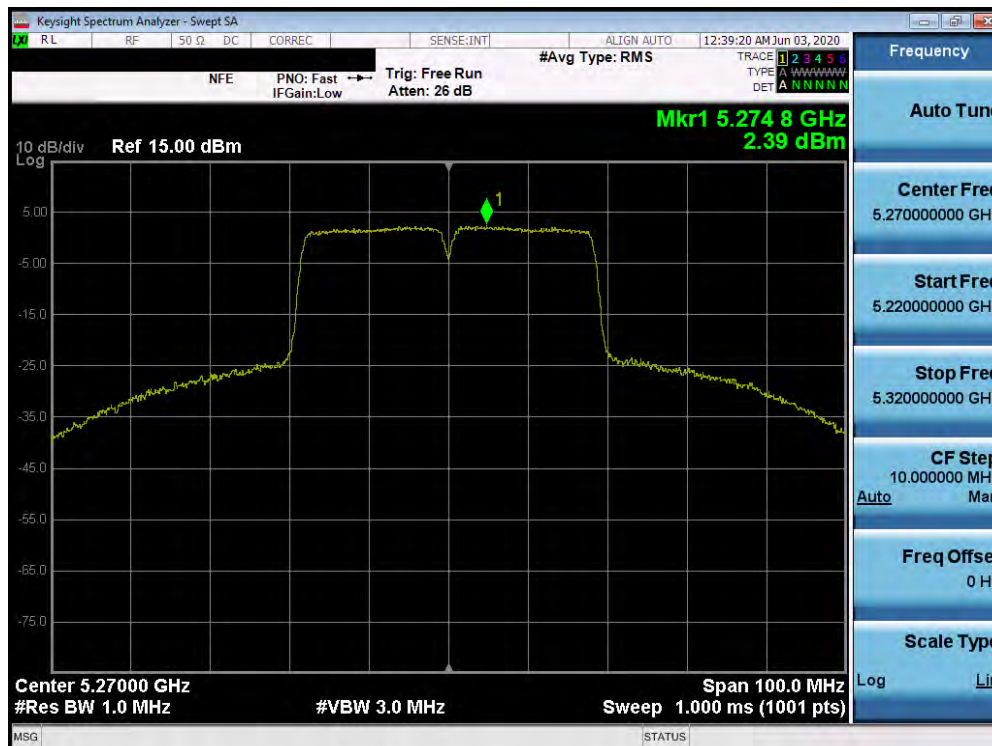
Plot 7-149. Power Spectral Density Plot SISO ANT1 (20MHz BW 802.11ax (UNII Band 2A) – Ch. 56)

FCC ID: A3LSMN986W		MEASUREMENT REPORT (CERTIFICATION)		Approved by: Quality Manager
Test Report S/N: 1M2004170066-06.A3L	Test Dates: 4/17 - 6/12/2020	EUT Type: Portable Handset		Page 108 of 231





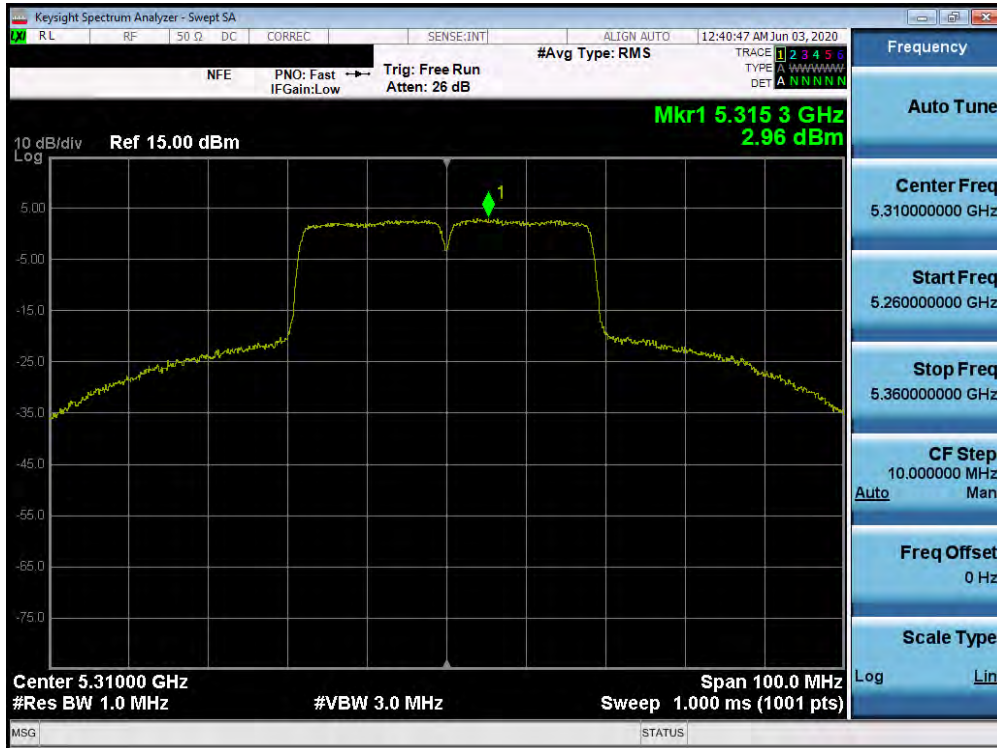
Plot 7-150. Power Spectral Density Plot SISO ANT1 (20MHz BW 802.11ax (UNII Band 2A) – Ch. 64)



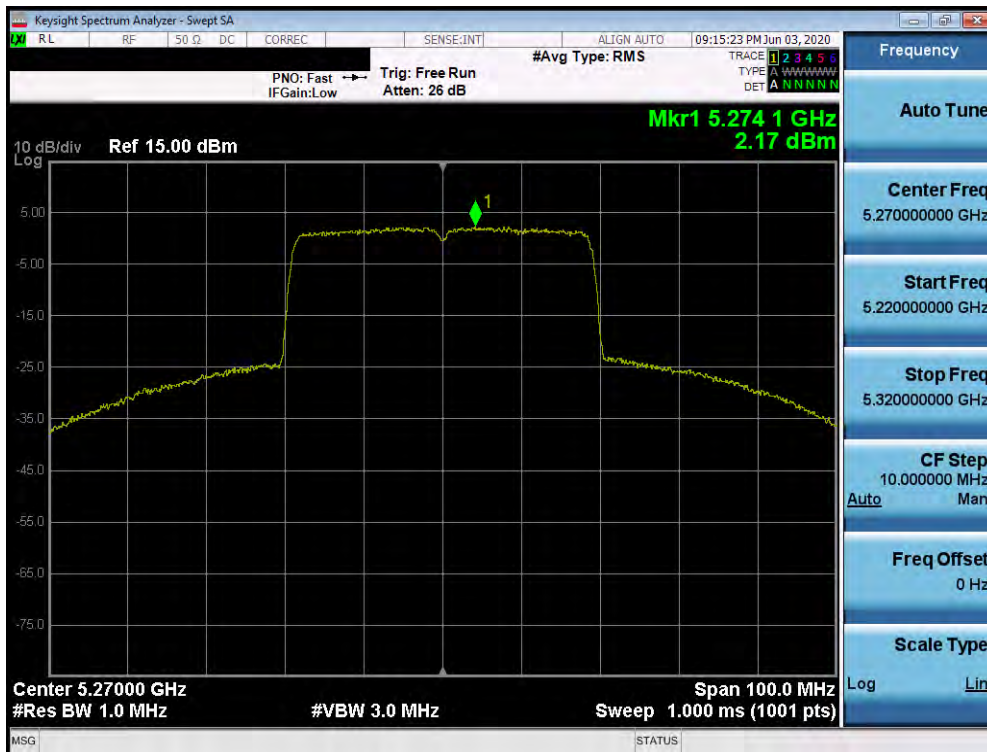
Plot 7-151. Power Spectral Density Plot SISO ANT1 (40MHz BW 802.11n (UNII Band 2A) – Ch. 54)

FCC ID: A3LSMN986W		MEASUREMENT REPORT (CERTIFICATION)		Approved by: Quality Manager
Test Report S/N: 1M2004170066-06.A3L	Test Dates: 4/17 - 6/12/2020	EUT Type: Portable Handset		Page 109 of 231



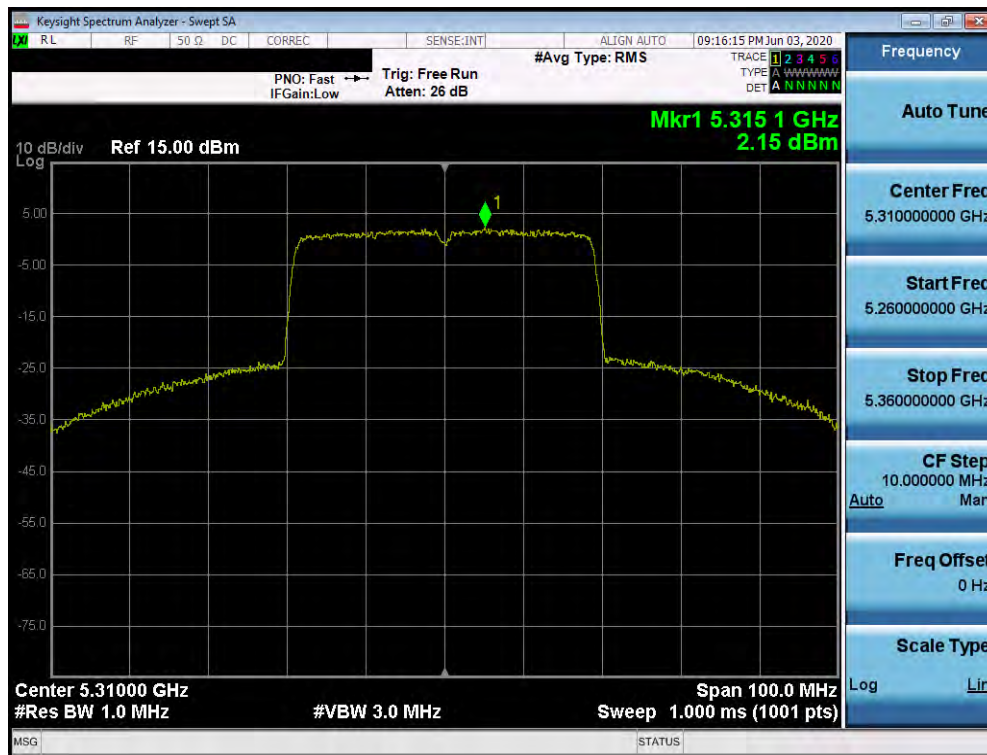


Plot 7-152. Power Spectral Density Plot SISO ANT1 (40MHz BW 802.11n (UNII Band 2A) – Ch. 62)

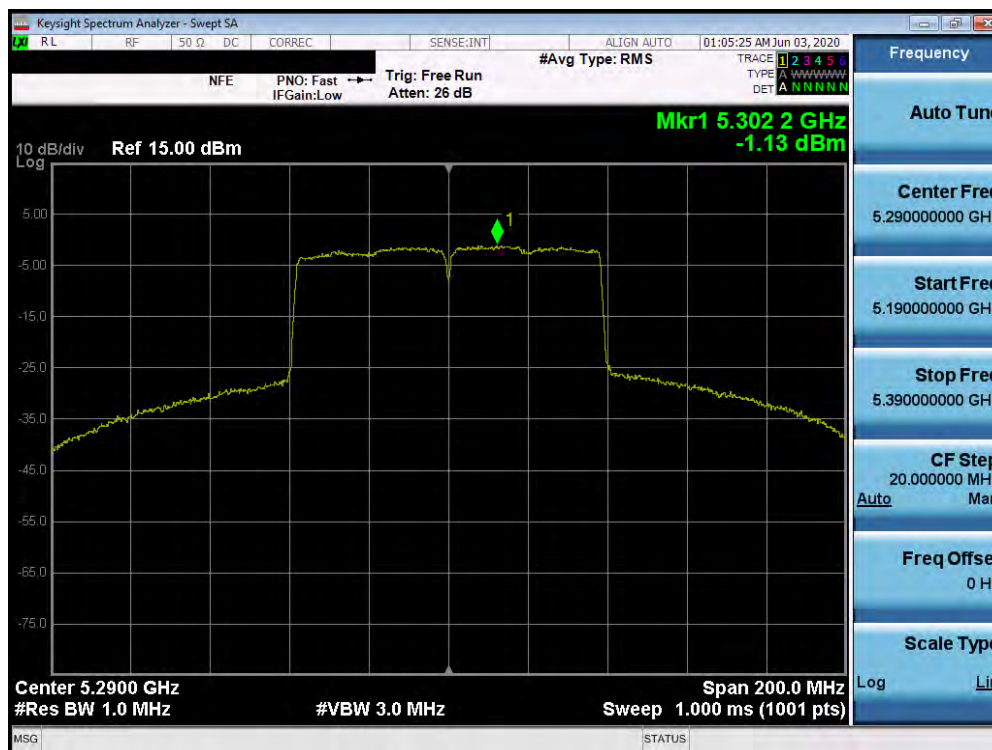


Plot 7-153. Power Spectral Density Plot SISO ANT1 (40MHz BW 802.11ax (UNII Band 2A) – Ch. 54)

FCC ID: A3LSMN986W	<b>PCTEST</b> Proud to be part of  element	MEASUREMENT REPORT (CERTIFICATION)		Approved by: Quality Manager
Test Report S/N: 1M2004170066-06.A3L	Test Dates: 4/17 - 6/12/2020	EUT Type: Portable Handset		Page 110 of 231

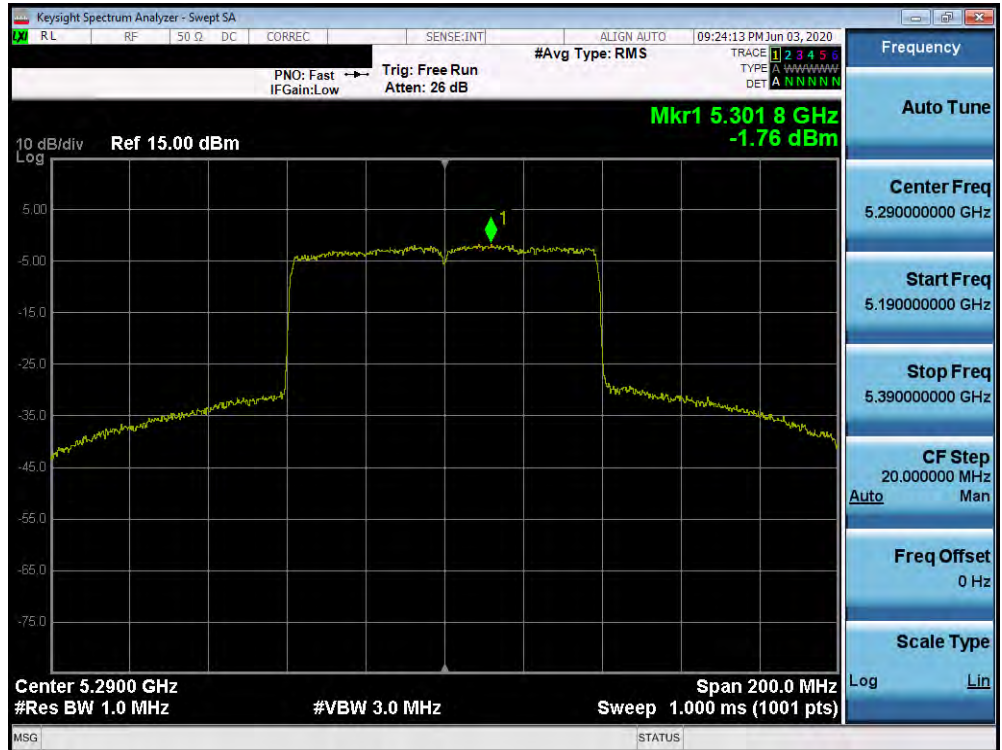


Plot 7-154. Power Spectral Density Plot SISO ANT1 (40MHz BW 802.11ax (UNII Band 2A) – Ch. 62)

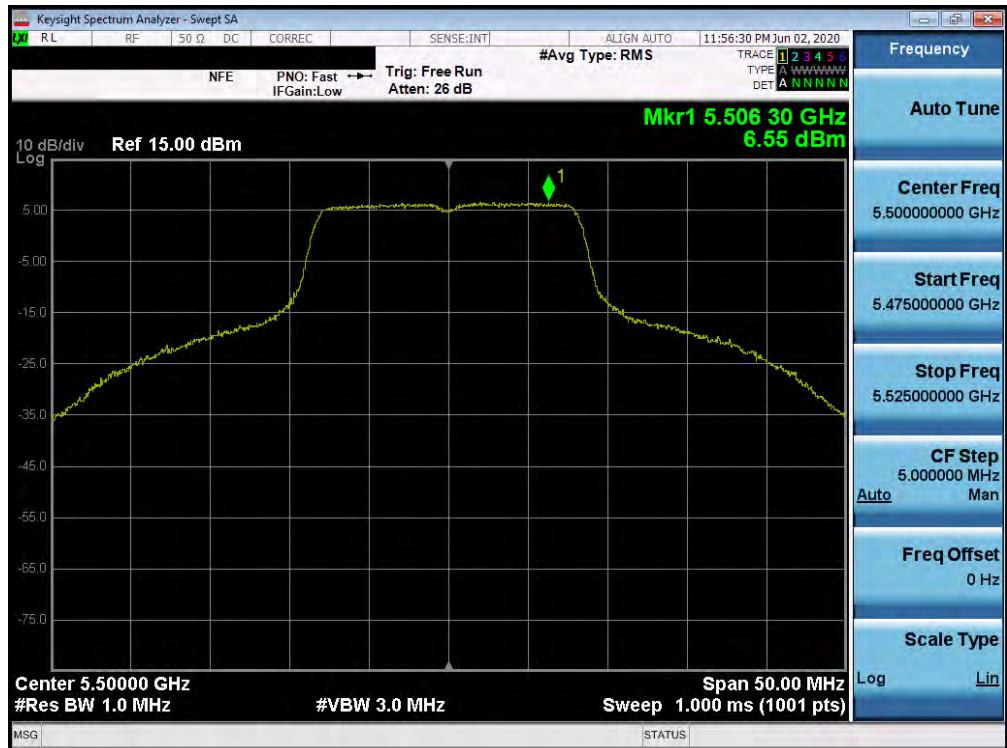


Plot 7-155. Power Spectral Density Plot SISO ANT1 (80MHz BW 802.11ac (UNII Band 2A) – Ch. 58)

FCC ID: A3LSMN986W		MEASUREMENT REPORT (CERTIFICATION)		Approved by: Quality Manager
Test Report S/N: 1M2004170066-06.A3L	Test Dates: 4/17 - 6/12/2020	EUT Type: Portable Handset		Page 111 of 231



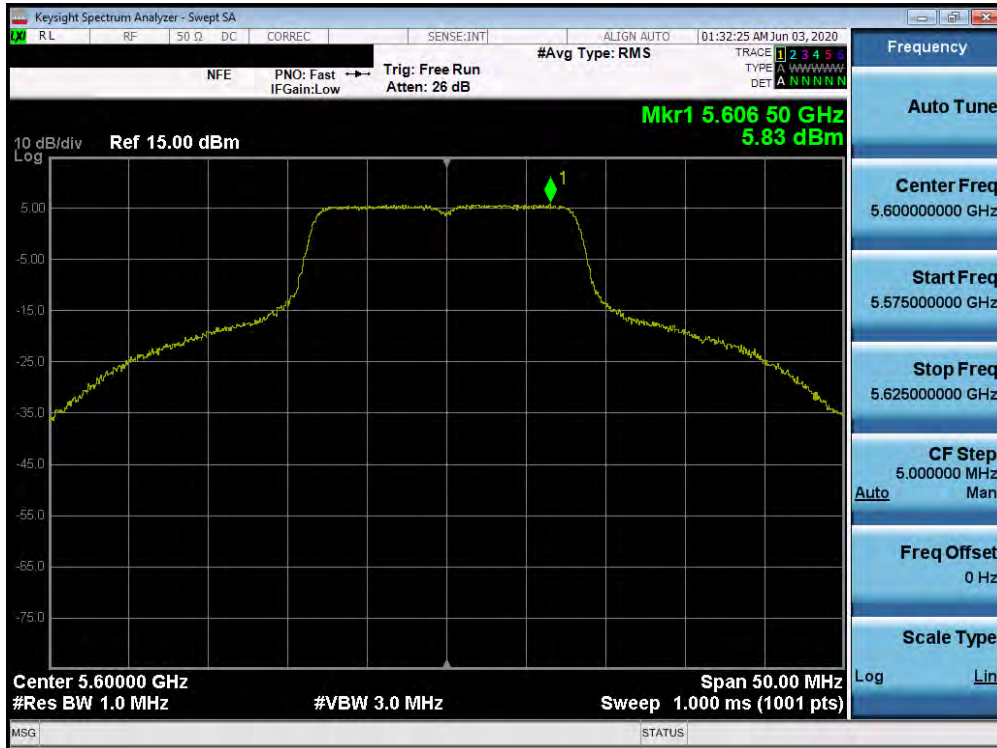
Plot 7-156. Power Spectral Density Plot SISO ANT1 (80MHz BW 802.11ax (UNII Band 2A) – Ch. 58)



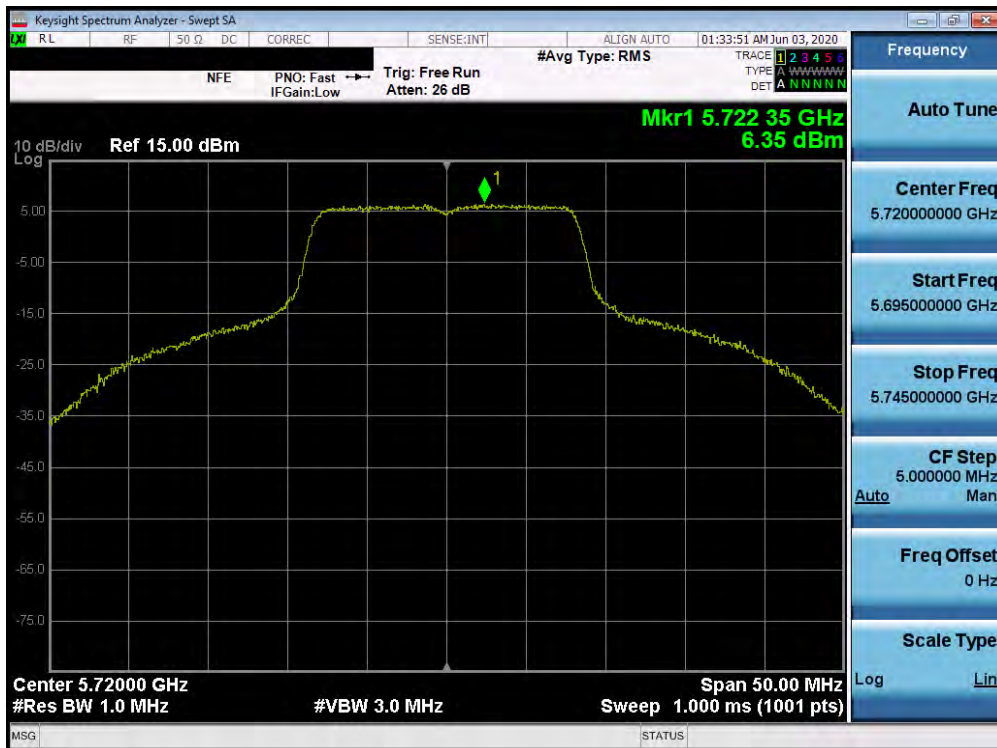
Plot 7-157. Power Spectral Density Plot SISO ANT1 (802.11a (UNII Band 2C) – Ch. 100)

FCC ID: A3LSMN986W		MEASUREMENT REPORT (CERTIFICATION)		Approved by: Quality Manager
Test Report S/N: 1M2004170066-06.A3L	Test Dates: 4/17 - 6/12/2020	EUT Type: Portable Handset		Page 112 of 231



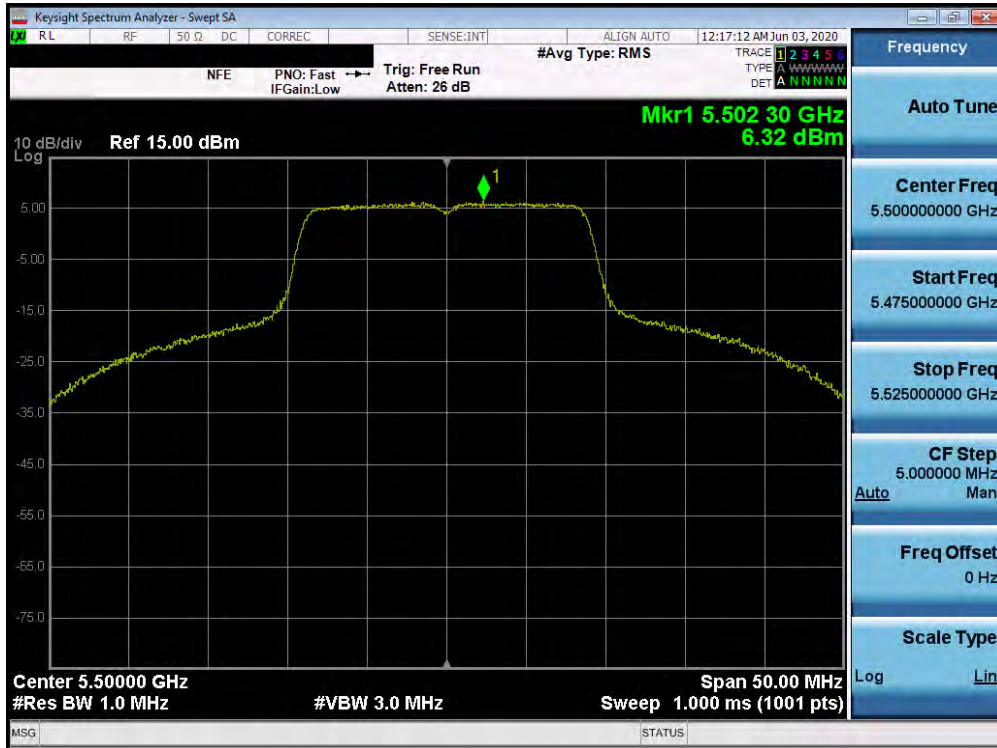


Plot 7-158. Power Spectral Density Plot SISO ANT1 (802.11a (UNII Band 2C) – Ch. 120)

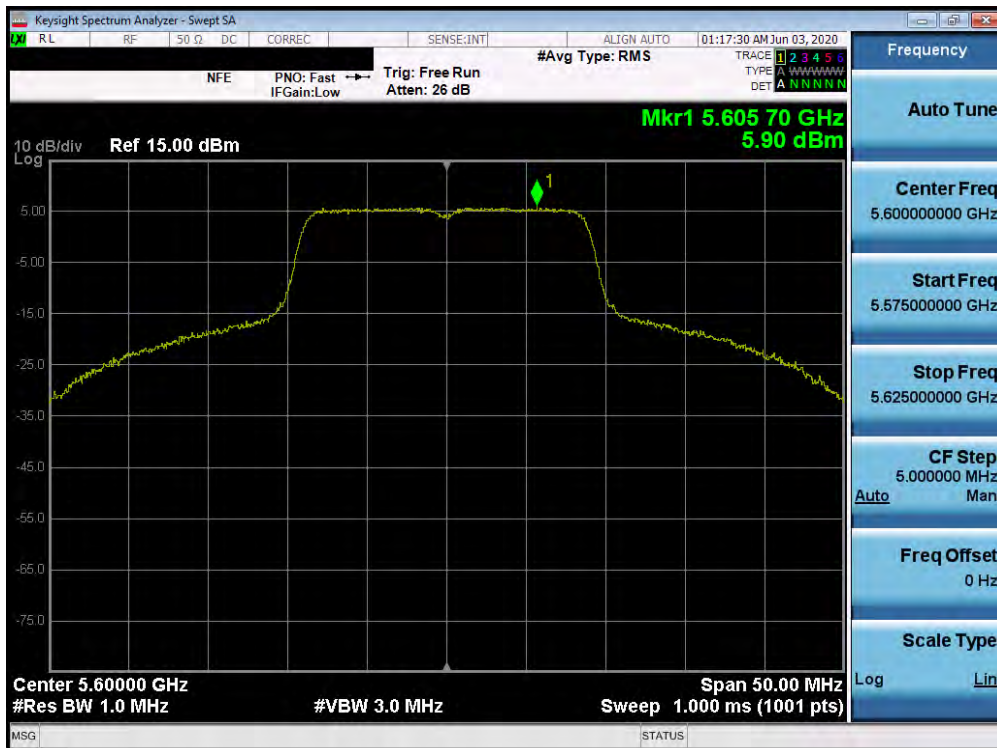


Plot 7-159. Power Spectral Density Plot SISO ANT1 (802.11a (UNII Band 2C) – Ch. 144)

FCC ID: A3LSMN986W		MEASUREMENT REPORT (CERTIFICATION)		Approved by: Quality Manager
Test Report S/N: 1M2004170066-06.A3L	Test Dates: 4/17 - 6/12/2020	EUT Type: Portable Handset		Page 113 of 231

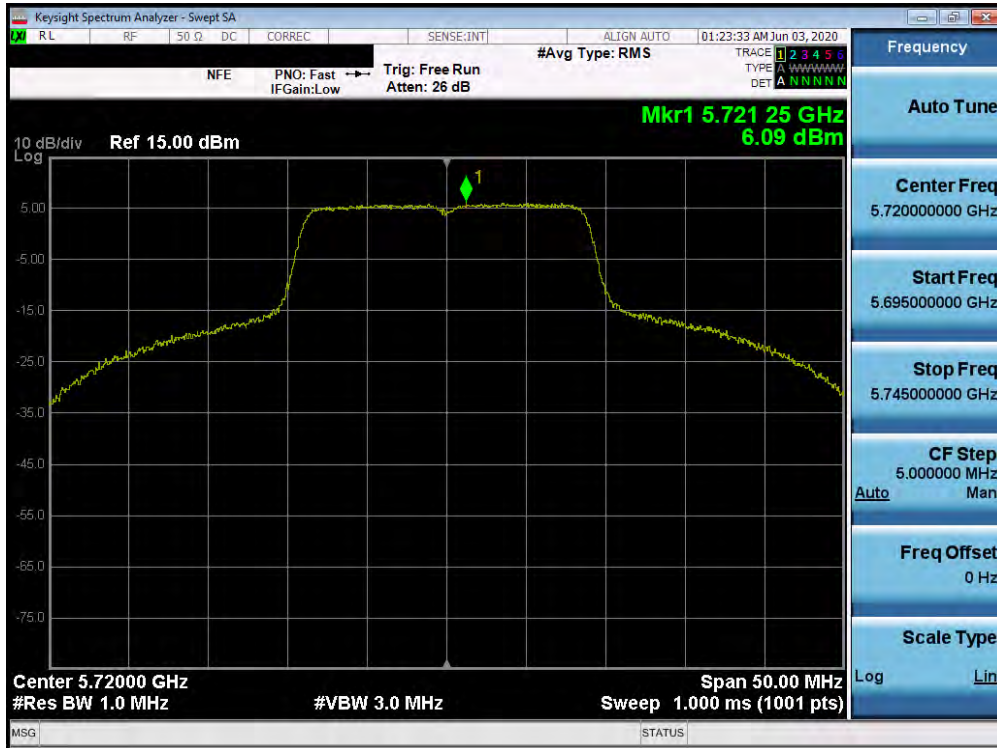


Plot 7-160. Power Spectral Density Plot SISO ANT1 (20MHz BW 802.11n (UNII Band 2C) – Ch. 100)

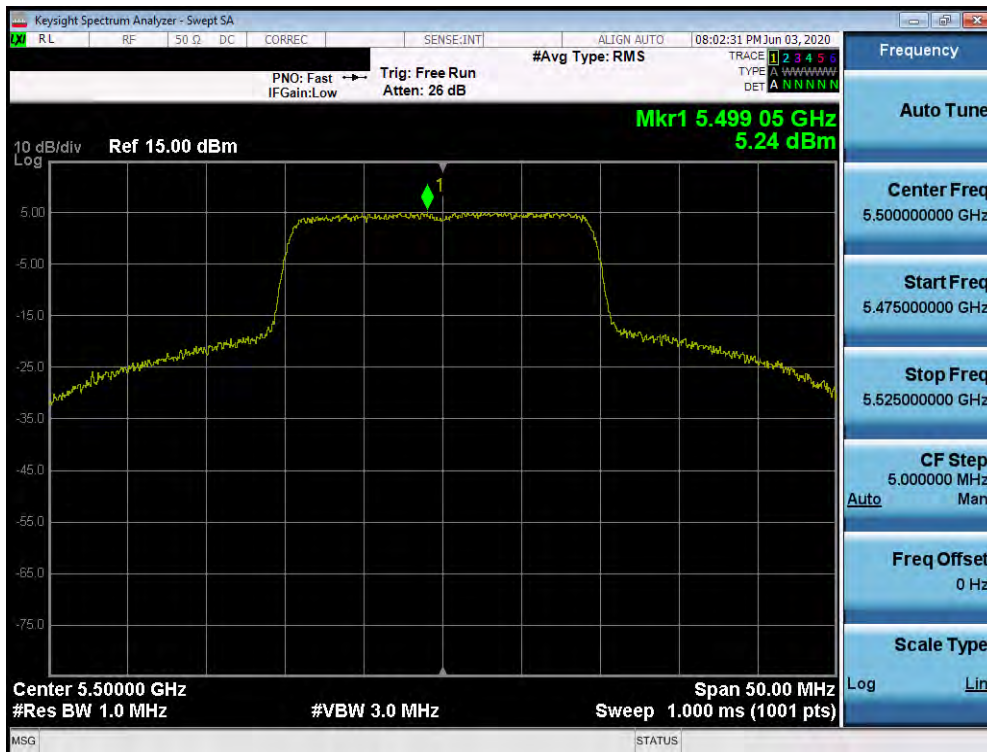


Plot 7-161. Power Spectral Density Plot SISO ANT1 (20MHz BW 802.11n (UNII Band 2C) – Ch. 120)

FCC ID: A3LSMN986W		MEASUREMENT REPORT (CERTIFICATION)		Approved by: Quality Manager
Test Report S/N: 1M2004170066-06.A3L	Test Dates: 4/17 - 6/12/2020	EUT Type: Portable Handset		Page 114 of 231



Plot 7-162. Power Spectral Density Plot SISO ANT1 (20MHz BW 802.11n (UNII Band 2C) – Ch. 144)



Plot 7-163. Power Spectral Density Plot SISO ANT1 (20MHz BW 802.11ax (UNII Band 2C) – Ch. 100)

FCC ID: A3LSMN986W	<b>PCTEST</b> Proud to be part of  element	MEASUREMENT REPORT (CERTIFICATION)		Approved by: Quality Manager
Test Report S/N: 1M2004170066-06.A3L	Test Dates: 4/17 - 6/12/2020	EUT Type: Portable Handset		Page 115 of 231