





# APPENDIX D: TEST SETUP PHOTOGRAPHS



<b>FCC ID:</b> A3LSMN986W	 <b>PCTEST</b> <small>Proud to be part of element</small>	<b>PART 2 RF EXPOSURE EVALUATION REPORT</b>		<b>Approved by:</b> Quality Manager
<b>Test Dates:</b> 06/12/2020 - 06/24/2020	<b>DUT Type:</b> Portable Handset			APPENDIX D: Page 1 of 4




Test Setup Photo 1 – Conducted Test Setup (Figure 6-1a)






Test Setup Photo 2 – Conducted Test Setup (Figure 6-1b)

<b>FCC ID:</b> A3LSMN986W	 <b>PART 2 RF EXPOSURE EVALUATION REPORT</b> 	<b>Approved by:</b> Quality Manager
<b>Test Dates:</b> 06/12/2020 - 06/24/2020	<b>DUT Type:</b> Portable Handset	<b>APPENDIX D:</b> Page 2 of 4





**Test Setup Photo 3 – Conducted Test Setup (Figure 6-1c)**

<b>FCC ID:</b> A3LSMN986W	 <b>PART 2 RF EXPOSURE EVALUATION REPORT</b> 	<b>Approved by:</b> Quality Manager
<b>Test Dates:</b> 06/12/2020 - 06/24/2020	<b>DUT Type:</b> Portable Handset	<b>APPENDIX D:</b> Page 3 of 4



**Test Setup Photo 4 – Bottom Edge SAR at 10 mm**

<b>FCC ID:</b> A3LSMN986W	 <b>PART 2 RF EXPOSURE EVALUATION REPORT</b> 	<b>Approved by:</b> Quality Manager
<b>Test Dates:</b> 06/12/2020 - 06/24/2020	<b>DUT Type:</b> Portable Handset	<b>APPENDIX D:</b> Page 4 of 4