

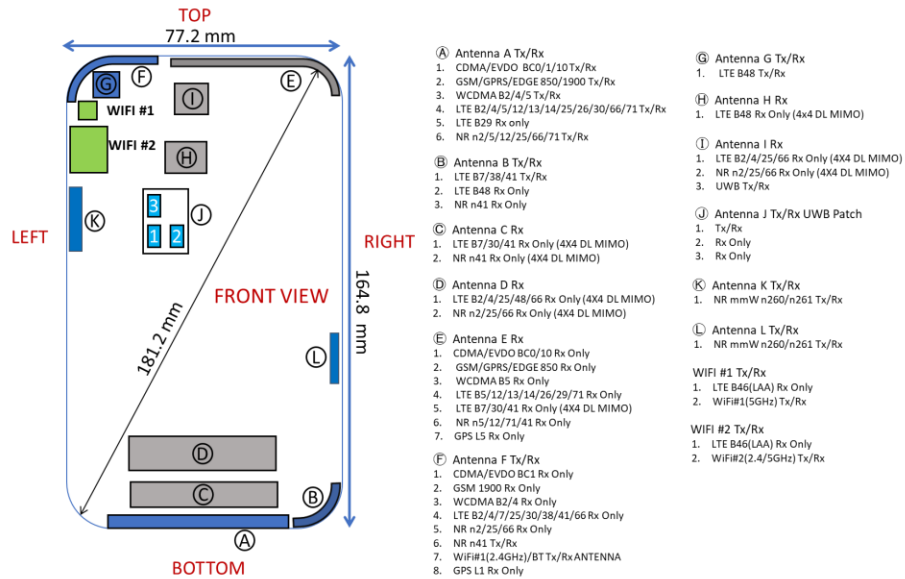


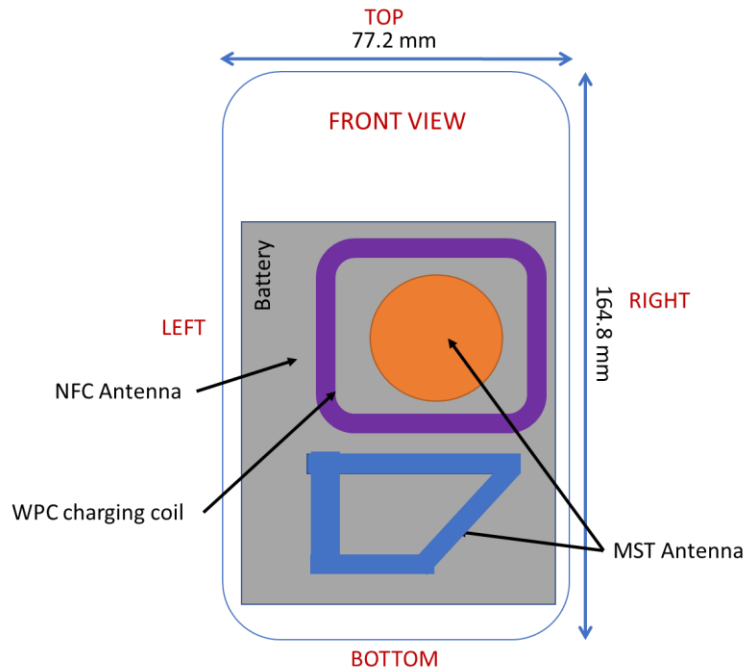
APPENDIX E: DUT ANTENNA DIAGRAM & SAR TEST SETUP PHOTOGRAPHS

FCC ID A3LSMN986U	 PCTEST <small>Proud to be part of element</small>	SAR EVALUATION REPORT		Approved by: Quality Manager
Test Dates: 08/06/20		DUT Type: Portable Handset		APPENDIX E: Page 1 of 5




**Figure E-1
DUT Antenna Locations**

Note: Exact antenna dimensions and separation distances are shown in the Technical Descriptions in the FCC Filing.




**Figure E-2
NFC Antenna Locations**



FCC ID A3LSMN986U	PCTEST Proud to be part of element	SAR EVALUATION REPORT		Approved by: Quality Manager
Test Dates: 08/06/20		DUT Type: Portable Handset		APPENDIX E: Page 2 of 5




SAR Test Setup Photo 1 – Right Cheek




SAR Test Setup Photo 2 – Right Tilt



FCC ID A3LSMN986U	 <small>Proud to be part of element</small>	SAR EVALUATION REPORT		Approved by: Quality Manager
Test Dates: 08/06/20		DUT Type: Portable Handset		APPENDIX E: Page 3 of 5




SAR Test Setup Photo 3 – Left Cheek





SAR Test Setup Photo 4 – Left Tilt

FCC ID A3LSMN986U	 <small>Proud to be part of element</small>	SAR EVALUATION REPORT		Approved by: Quality Manager
Test Dates: 08/06/20		DUT Type: Portable Handset		APPENDIX E: Page 4 of 5



SAR Test Setup Photo 5 – Vertical and Horizontal Reference Lines

FCC ID A3LSMN986U	 <small>Proud to be part of element</small>	SAR EVALUATION REPORT		Approved by: Quality Manager
Test Dates: 08/06/20	DUT Type: Portable Handset			APPENDIX E: Page 5 of 5