





APPENDIX D: TEST SETUP PHOTOGRAPHS



FCC ID: A3LSMN986U	 PCTEST <small>Proud to be part of element</small> PART 2 RF EXPOSURE EVALUATION REPORT 	Approved by: Quality Manager
Test Dates: 06/08/2020 - 06/21/2020	DUT Type: Portable Handset	APPENDIX D: Page 1 of 6




Test Setup Photo 1 – Conducted Test Setup (Figure 6-1a)






Test Setup Photo 2 – Conducted Test Setup (Figure 6-1b)

FCC ID: A3LSMN986U	 PART 2 RF EXPOSURE EVALUATION REPORT 	Approved by: Quality Manager
Test Dates: 06/08/2020 - 06/21/2020	DUT Type: Portable Handset	APPENDIX D: Page 2 of 6




Test Setup Photo 3 – Conducted Test Setup (Figure 6-1c)



FCC ID: A3LSMN986U	 PART 2 RF EXPOSURE EVALUATION REPORT 	Approved by: Quality Manager
Test Dates: 06/08/2020 - 06/21/2020	DUT Type: Portable Handset	APPENDIX D: Page 3 of 6




Test Setup Photo 4 – Bottom Edge SAR at 10 mm






Test Setup Photo 5 – Right Tilt SAR

FCC ID: A3LSMN986U	 PART 2 RF EXPOSURE EVALUATION REPORT 	Approved by: Quality Manager
Test Dates: 06/08/2020 - 06/21/2020	DUT Type: Portable Handset	APPENDIX D: Page 4 of 6





Test Setup Photo 7 – Power Density Setup (Figure 7-2)

FCC ID: A3LSMN986U	 PART 2 RF EXPOSURE EVALUATION REPORT 	Approved by: Quality Manager
Test Dates: 06/08/2020 - 06/21/2020	DUT Type: Portable Handset	APPENDIX D: Page 5 of 6



Test Setup Photo 6 – Radiated Power Measurement Setup (Figure 7-1)

FCC ID: A3LSMN986U	 PART 2 RF EXPOSURE EVALUATION REPORT 	Approved by: Quality Manager
Test Dates: 06/08/2020 - 06/21/2020	DUT Type: Portable Handset	APPENDIX D: Page 6 of 6