



PCTEST
 7185 Oakland Mills Road, Columbia, MD 21046 USA
 Tel. +1.410.290.6652 / Fax +1.410.290.6654
<http://www.pctest.com>



PART 0 SAR CHAR REPORT

Applicant Name:
 Samsung Electronics Co., Ltd.
 129, Samsung-ro, Maetan dong,
 Yeongtong-gu, Suwon-si
 Gyeonggi-do, 16677, Korea

Date of Testing:
 04/22/20 – 06/07/20
Test Site/Location:
 PCTEST Lab, Columbia, MD, USA
Document Serial No.:
 1M2004170065-24.A3L

FCC ID: A3LSMN986U

APPLICANT: SAMSUNG ELECTRONICS CO., LTD

Report Type: Part 0 SAR Characterization
DUT Type: Portable Handset
Model(s): SM-N986U
Additional Model(s): SM-N986U1

I attest to the accuracy of data. All measurements reported herein were performed by me or were made under my supervision and are correct to the best of my knowledge and belief. I assume full responsibility for the completeness of these measurements and vouch for the qualifications of all persons taking them.

Test results reported herein relate only to the item(s) tested.


 Randy Ortanez
 President








| | | | |
|--------------------------------------|--|--|---------------------------------|
| FCC ID: A3LSMN986U |  Proud to be part of element | PART 0 SAR CHAR REPORT  | Approved by: Quality Manager |
| Document S/N: 1M2004170065-24.A3L | Test Dates: 04/22/20 – 06/07/20 | DUT Type: Portable Handset | Page 1 of 11 |

TABLE OF CONTENTS

| | | |
|-----|---|----|
| 1 | DEVICE UNDER TEST | 3 |
| 1.1 | Device Overview | 3 |
| 1.2 | Time-Averaging for SAR and Power Density | 4 |
| 1.3 | Nomenclature for Part 0 Report | 4 |
| 1.4 | Bibliography | 4 |
| 2 | SAR AND POWER DENSITY MEASUREMENTS | 5 |
| 2.1 | SAR Definition | 5 |
| 2.2 | SAR Measurement Procedure | 5 |
| 3 | SAR CHARACTERIZATION | 7 |
| 3.1 | DSI and SAR Determination | 7 |
| 3.2 | SAR Design Target | 7 |
| 3.3 | SAR Char | 8 |
| 4 | EQUIPMENT LIST | 10 |
| 5 | MEASUREMENT UNCERTAINTIES | 11 |
| | APPENDIX A: SAR TEST RESULTS FOR P_{Limit} CALCULATIONS | 1 |



| | | | | |
|--------------------------------------|---|-------------------------------|---|---------------------------------|
| FCC ID: A3LSMN986U |  PCTEST [®] <small>Proud to be part of  element</small> | PART 0 SAR CHAR REPORT |  | Approved by: Quality Manager |
| Document S/N: 1M2004170065-24.A3L | Test Dates: 04/22/20 – 06/07/20 | DUT Type: Portable Handset | Page 2 of 11 | |

1 DEVICE UNDER TEST

1.1 Device Overview

| Band & Mode | Operating Modes | Tx Frequency |
|-----------------------|-----------------|-----------------------|
| CDMA/EVDO BC10 (S90S) | Voice/Data | 817.90 - 823.10 MHz |
| Cell. CDMA/EVDO | Voice/Data | 824.70 - 848.31 MHz |
| PCS CDMA/EVDO | Voice/Data | 1851.25 - 1908.75 MHz |
| GSM/GPRS/EDGE 850 | Voice/Data | 824.20 - 848.80 MHz |
| GSM/GPRS/EDGE 1900 | Voice/Data | 1850.20 - 1909.80 MHz |
| UMTS 850 | Voice/Data | 826.40 - 846.60 MHz |
| UMTS 1750 | Voice/Data | 1712.4 - 1752.6 MHz |
| UMTS 1900 | Voice/Data | 1852.4 - 1907.6 MHz |
| LTE Band 71 | Voice/Data | 665.5 - 695.5 MHz |
| LTE Band 12 | Voice/Data | 699.7 - 715.3 MHz |
| LTE Band 13 | Voice/Data | 779.5 - 784.5 MHz |
| LTE Band 14 | Voice/Data | 790.5 - 795.5 MHz |
| LTE Band 26 (Cell) | Voice/Data | 814.7 - 848.3 MHz |
| LTE Band 5 (Cell) | Voice/Data | 824.7 - 848.3 MHz |
| LTE Band 66 (AWS) | Voice/Data | 1710.7 - 1779.3 MHz |
| LTE Band 4 (AWS) | Voice/Data | 1710.7 - 1754.3 MHz |
| LTE Band 25 (PCS) | Voice/Data | 1850.7 - 1914.3 MHz |
| LTE Band 2 (PCS) | Voice/Data | 1850.7 - 1909.3 MHz |
| LTE Band 30 | Voice/Data | 2307.5 - 2312.5 MHz |
| LTE Band 7 | Voice/Data | 2502.5 - 2567.5 MHz |
| LTE Band 48 | Voice/Data | 3552.5 - 3697.5 MHz |
| LTE Band 41 | Voice/Data | 2498.5 - 2687.5 MHz |
| LTE Band 38 | Voice/Data | 2572.5 - 2617.5 MHz |
| NR Band n71 | Data | 665.5 - 695.5 MHz |
| NR Band n12 | Data | 701.5 - 713.5 MHz |
| NR Band n5 | Data | 826.5 - 846.5 MHz |
| NR Band n66 | Data | 1712.5 - 1777.5 MHz |
| NR Band n2 | Data | 1852.5 - 1907.5 MHz |
| NR Band n41 | Data | 2506.02 - 2679.99 MHz |
| 2.4 GHz WLAN | Voice/Data | 2412 - 2462 MHz |
| U-NII-1 | Voice/Data | 5180 - 5240 MHz |
| U-NII-2A | Voice/Data | 5260 - 5320 MHz |
| U-NII-2C | Voice/Data | 5500 - 5720 MHz |
| U-NII-3 | Voice/Data | 5745 - 5825 MHz |
| Bluetooth | Data | 2402 - 2480 MHz |
| NFC | Data | 13.56 MHz |
| MST | Data | 555 Hz - 8.33 kHz |
| NR Band 260 | Data | 37000 - 40000 MHz |
| NR Band 261 | Data | 27500 - 28350 MHz |

This device uses the Qualcomm® Smart Transmit feature to control and manage transmitting power in real time and to ensure the time-averaged RF exposure is in compliance with the FCC requirement at all times for 2G/3G/4G/5G WWAN operations. Additionally, this device supports WLAN/BT/NFC/MST technologies, but the output power of these modems is not controlled by the Smart Transmit algorithm.

| | | |
|--------------------------------------|---|---------------------------------|
| FCC ID: A3LSMN986U |  PART 0 SAR CHAR REPORT  | Approved by: Quality Manager |
| Document S/N: 1M2004170065-24.A3L | Test Dates: 04/22/20 – 06/07/20 | DUT Type: Portable Handset |
| | | Page 3 of 11 |

1.2 Time-Averaging for SAR and Power Density

This device is enabled with Qualcomm® Smart Transmit algorithm to control and manage transmitting power in real time and to ensure that the time-averaged RF exposure from 2G/3G/4G/5G Sub-6 NR WWAN is in compliance with FCC requirements. This Part 0 report shows SAR characterization of WWAN radios for 2G/3G/4G/5G Sub-6 NR. Characterization is achieved by determining P_{Limit} for 2G/3G/4G/5G Sub-6 NR that corresponds to the exposure design targets after accounting for all device design related uncertainties, i.e., SAR_design_target (< FCC SAR limit) for sub-6 radio. The SAR characterization is denoted as SAR Char in this report. Section 1.3 includes a nomenclature of the specific terms used in this report.



The compliance test under the static transmission scenario and simultaneous transmission analysis are reported in Part 1 report. The validation of the time-averaging algorithm and compliance under the dynamic (time-varying) transmission scenario for WWAN technologies are reported in Part 2 report (report SN could be found in Section 1.4 – Bibliography).

1.3 Nomenclature for Part 0 Report

| Technology | Term | Description |
|-------------------------|--------------------------|--|
| 2G/3G/4G/5G Sub-6 NR | P_{limit} | Power level that corresponds to the exposure design target (<i>SAR_design_target</i>) after accounting for all device design related uncertainties |
| | P_{max} | Maximum tune up output power |
| | <i>SAR_design_target</i> | Target SAR level < FCC SAR limit after accounting for all device design related uncertainties |
| | <i>SAR Char</i> | Table containing <i>Plimit</i> for all technologies and bands |

1.4 Bibliography

| Report Type | Report Serial Number |
|---------------------------------------|----------------------|
| FCC Part 0 PD Characterization Report | Revision B |
| FCC SAR Evaluation Report (Part 1) | 1M2004170065-01.A3L |
| FCC PD Evaluation Report (Part 1) | 1M2004170065-22.A3L |
| RF Exposure Part 2 Test Report | 1M2004170065-25.A3L |
| RF Exposure Compliance Summary | 1M2004170065-26.A3L |

| | | |
|--------------------------------------|---|---------------------------------|
| FCC ID: A3LSMN986U |  PART 0 SAR CHAR REPORT  | Approved by: Quality Manager |
| Document S/N: 1M2004170065-24.A3L | Test Dates: 04/22/20 – 06/07/20 | DUT Type: Portable Handset |
| | | Page 4 of 11 |

2.1 SAR Definition

Specific Absorption Rate is defined as the time derivative (rate) of the incremental energy (dU) absorbed by (dissipated in) an incremental mass (dm) contained in a volume element (dV) of a given density (ρ). It is also defined as the rate of RF energy absorption per unit mass at a point in an absorbing body (see Equation 2-1).

Equation 2-1
SAR Mathematical Equation

$$SAR = \frac{d}{dt} \left(\frac{dU}{dm} \right) = \frac{d}{dt} \left(\frac{dU}{\rho dv} \right)$$

SAR is expressed in units of Watts per Kilogram (W/kg).

$$SAR = \frac{\sigma \cdot E^2}{\rho}$$

where:

| | | |
|----------|---|---|
| σ | = | conductivity of the tissue-simulating material (S/m) |
| ρ | = | mass density of the tissue-simulating material (kg/m ³) |
| E | = | Total RMS electric field strength (V/m) |

NOTE: The primary factors that control rate of energy absorption were found to be the wavelength of the incident field in relation to the dimensions and geometry of the irradiated organism, the orientation of the organism in relation to the polarity of field vectors, the presence of reflecting surfaces, and whether conductive contact is made by the organism with a ground plane.[6]

2.2 SAR Measurement Procedure

The evaluation was performed using the following procedure compliant to FCC KDB Publication 865664 D01v01r04 and IEEE 1528-2013:

1. The SAR distribution at the exposed side of the head or body was measured at a distance no greater than 5.0 mm from the inner surface of the shell. The area covered the entire dimension of the device-head and body interface and the horizontal grid resolution was determined per FCC KDB Publication 865664 D01v01r04 (See Table 2-1) and IEEE 1528-2013.
2. Table 2-1) and IEEE 1528-2013.
3. The point SAR measurement was taken at the maximum SAR region determined from Step 1 to enable the monitoring of SAR fluctuations/drifts during the 1g/10g cube evaluation. SAR at this fixed point was measured and used as a reference value.

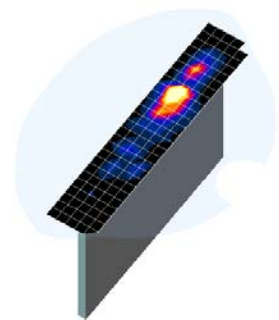





Figure 2-1
Sample SAR Area Scan




| | | | | |
|--------------------------------------|--|-------------------------------|---|---------------------------------|
| FCC ID: A3LSMN986U |  PCTEST Proud to be part of  | PART 0 SAR CHAR REPORT |  | Approved by: Quality Manager |
| Document S/N: 1M2004170065-24.A3L | Test Dates: 04/22/20 – 06/07/20 | DUT Type: Portable Handset | Page 5 of 11 | |

4. Based on the area scan data, the peak of the region with maximum SAR was determined by spline interpolation. Around this point, a volume was assessed according to the measurement resolution and volume size requirements of FCC KDB Publication 865664 D01v01r04 (See
5. Table 2-1) and IEEE 1528-2013. On the basis of this data set, the spatial peak SAR value was evaluated with the following procedure (see references or the DASY manual online for more details):
 - a. SAR values at the inner surface of the phantom are extrapolated from the measured values along the line away from the surface with spacing no greater than that in
 - b. Table 2-1. The extrapolation was based on a least-squares algorithm. A polynomial of the fourth order was calculated through the points in the z-axis (normal to the phantom shell).
 - c. After the maximum interpolated values were calculated between the points in the cube, the SAR was averaged over the spatial volume (1g or 10g) using a 3D-Spline interpolation algorithm. The 3D-spline is composed of three one-dimensional splines with the “Not a knot” condition (in x, y, and z directions). The volume was then integrated with the trapezoidal algorithm. One thousand points (10 x 10 x 10) were obtained through interpolation, in order to calculate the averaged SAR.
 - d. All neighboring volumes were evaluated until no neighboring volume with a higher average value was found.
6. The SAR reference value, at the same location as step 2, was re-measured after the zoom scan was complete to calculate the SAR drift. If the drift deviated by more than 5%, the SAR test and drift measurements were repeated.

Table 2-1
Area and Zoom Scan Resolutions per FCC KDB Publication 865664 D01v01r04*

| Frequency | Maximum Area Scan Resolution (mm) ($\Delta x_{area}, \Delta y_{area}$) | Maximum Zoom Scan Resolution (mm) ($\Delta x_{zoom}, \Delta y_{zoom}$) | Maximum Zoom Scan Spatial Resolution (mm) | | | Minimum Zoom Scan Volume (mm) (x,y,z) |
|-----------|---|---|---|----------------------|-------------------------------|--|
| | | | Uniform Grid | Graded Grid | | |
| | | | | $\Delta z_{zoom}(n)$ | $\Delta z_{zoom}(1)^*$ | |
| ≤ 2 GHz | ≤ 15 | ≤ 8 | ≤ 5 | ≤ 4 | ≤ 1.5* $\Delta z_{zoom}(n-1)$ | ≥ 30 |
| 2-3 GHz | ≤ 12 | ≤ 5 | ≤ 5 | ≤ 4 | ≤ 1.5* $\Delta z_{zoom}(n-1)$ | ≥ 30 |
| 3-4 GHz | ≤ 12 | ≤ 5 | ≤ 4 | ≤ 3 | ≤ 1.5* $\Delta z_{zoom}(n-1)$ | ≥ 28 |
| 4-5 GHz | ≤ 10 | ≤ 4 | ≤ 3 | ≤ 2.5 | ≤ 1.5* $\Delta z_{zoom}(n-1)$ | ≥ 25 |
| 5-6 GHz | ≤ 10 | ≤ 4 | ≤ 2 | ≤ 2 | ≤ 1.5* $\Delta z_{zoom}(n-1)$ | ≥ 22 |

*Also compliant to IEEE 1528-2013 Table 6

| | | | | |
|--------------------------------------|--|-------------------------------|---|---------------------------------|
| FCC ID: A3LSMN986U |  PCTEST Proud to be part of  element | PART 0 SAR CHAR REPORT |  | Approved by: Quality Manager |
| Document S/N: 1M2004170065-24.A3L | Test Dates: 04/22/20 – 06/07/20 | DUT Type: Portable Handset | Page 6 of 11 | |

3 SAR CHARACTERIZATION

3.1 DSI and SAR Determination

This device uses different Device State Index (DSI) to configure different time averaged power levels based on certain exposure scenarios. Depending on the detection scheme implemented in the smartphone, the worst-case SAR was determined by measurements for the relevant exposure conditions for that DSI. Detailed descriptions of the detection mechanisms are included in the operational description.

When 1g SAR and 10g SAR exposure comparison is needed, the worst-case was determined from SAR normalized to 1g or 10g SAR limit.

The device state index (DSI) conditions used in Table 3-1 represent different exposure scenarios.

**Table 3-1
DSI and Corresponding Exposure Scenarios**




| Scenario | Description | SAR Test Cases |
|---------------------------|---|---|
| Head (DSI = 2) | <ul style="list-style-type: none"> Device positioned next to head Receiver Active | Head SAR per KDB Publication 648474 D04 |
| Hotspot mode (DSI = 3) | <ul style="list-style-type: none"> Device transmits in hotspot mode near body Hotspot Mode Active | Hotspot SAR per KDB Publication 941225 D06 |
| Phablet Grip (DSI=1 or 4) | <ul style="list-style-type: none"> Device is held with hand and grip sensor is triggered Grip sensor triggered or earjack is active | Phablet SAR per KDB Publication 648474 D04 & KDB Publication 616217 D04 |
| Phablet (DSI = 0) | <ul style="list-style-type: none"> Device is held with hand and grip sensor is not triggered Distance grip sensor not triggered | Phablet SAR per KDB Publication 648474 D04 & KDB Publication 616217 D04 |
| Body-worn (DSI = 0) | <ul style="list-style-type: none"> Device being used with a body-worn accessory | Body-worn SAR per KDB Publication 648474 D04 |

3.2 SAR Design Target

SAR_design_target is determined by ensuring that it is less than FCC SAR limit after accounting for total device designed related uncertainties specified by the manufacturer (see Table 3-2).

**Table 3-2
SAR_design_target Calculations**

| <i>SAR_design_target</i> | | | |
|---|----------|-----------------------------|----------|
| $SAR_design_target < SAR_regulatory_limit \times 10^{\frac{-Total\ Uncertainty}{10}}$ | | | |
| 1g SAR (W/kg) | | 10g SAR (W/kg) | |
| <i>Total Uncertainty</i> | 1.0 dB | <i>Total Uncertainty</i> | 1.0 dB |
| <i>SAR_regulatory_limit</i> | 1.6 W/kg | <i>SAR_regulatory_limit</i> | 4.0 W/kg |
| <i>SAR_design_target</i> | 1.0 W/kg | <i>SAR_design_target</i> | 2.5 W/kg |

| | | | | |
|--------------------------------------|--|-------------------------------|---|---------------------------------|
| FCC ID: A3LSMN986U |  PCTEST Proud to be part of  element | PART 0 SAR CHAR REPORT |  | Approved by: Quality Manager |
| Document S/N: 1M2004170065-24.A3L | Test Dates: 04/22/20 – 06/07/20 | DUT Type: Portable Handset | Page 7 of 11 | |

3.3 SAR Char

SAR test results corresponding to P_{max} for each antenna/technology/band/DSI can be found in Appendix A.

P_{limit} is calculated by linearly scaling with the measured SAR at the P_{part0} to correspond to the SAR_{design_target} . When $P_{limit} < P_{max}$, P_{part0} was used as P_{limit} in the Smart Transmit EFS. When $P_{limit} > P_{max}$ and $P_{part0}=P_{max}$, calculated P_{limit} was used in the Smart Transmit EFS. All reported SAR obtained from the P_{part0} SAR tests was less than $SAR_{Design_target}+ 1$ dB Uncertainty. The final P_{limit} determination for each exposure scenario corresponding to SAR_{design_target} are shown in Table 3-3.




**Table 3-3
PLimit Determination**

| Device State Index (DSI) | PLimit Determination Scenarios |
|--------------------------|--|
| 0 | The worst-case SAR exposure is determined as maximum SAR normalized to the limit among: 1. Body Worn SAR 2. Extremity SAR measured at 8, 6 and 12 mm spacing for back, front, bottom respectively 3. Extremity SAR measured at 0 mm for left and right surfaces |
| 1 or 4 | P_{limit} is calculated based on 10g Extremity SAR at 0 mm for back, front, and bottom surfaces |
| 2 | P_{limit} is calculated based on 1g Head SAR |
| 3 | P_{limit} is calculated based on 1g Hotspot SAR at 10 mm |

Note:

For DSI = 0, P_{limit} is calculated by:

$$P_{limit} = \min\{ P_{limit} \text{ corresponding to 1g Body Worn SAR evaluation at 15 mm spacing, } P_{limit} \text{ corresponding to 10g Extremity SAR evaluation at 6~12 mm spacing, } P_{limit} \text{ corresponding to 10g Extremity SAR evaluation at 0 mm for left and right surfaces} \}$$



| | | | | |
|--------------------------------------|--|-------------------------------|---|---------------------------------|
| FCC ID: A3LSMN986U |  PCTEST Proud to be part of  | PART 0 SAR CHAR REPORT |  | Approved by: Quality Manager |
| Document S/N: 1M2004170065-24.A3L | Test Dates: 04/22/20 – 06/07/20 | DUT Type: Portable Handset | Page 8 of 11 | |

**Table 3-4
SAR Characterizations**

| Exposure Scenario: | Body-Worn | Phablet | Phablet | Head | Hotspot | Earjack | Maximum Tune-up Output Power* |
|------------------------|---|----------|---------|------|---------|---------|----------------------------------|
| Averaging Volume: | 1g | 10g | 10g | 1g | 1g | 10g | |
| Spacing: | 15 mm | 8, 6, 12 | 0 mm | 0 mm | 10 mm | 0 mm | |
| DSI: | 0 | 0 | 1 | 2 | 3 | 4 | |
| Technology/Band | Plimit corresponding to 1mW/g (SAR_design_target) | | | | | | Pmax |
| CDMA/EVDO BC10 | 29.3 | | 27.3 | 31.8 | 25.4 | 27.3 | 25.0 |
| CDMA/EVDO BC0 | 29.7 | | 27.3 | 33.0 | 26.3 | 27.3 | 24.8 |
| CDMA/EVDO BC1 | 25.4 | | 21.0 | 33.1 | 18.0 | 21.0 | 23.0 |
| GSM/GPRS/EDGE 850 MHz | 29.9 | | 29.1 | 37.5 | 26.7 | 29.1 | 25.3 |
| GSM/GPRS/EDGE 1900 MHz | 22.7 | | 20.1 | 33.8 | 18.6 | 20.1 | 22.3 |
| UMTS B5 | 30.1 | | 27.0 | 33.7 | 27.0 | 27.0 | 24.8 |
| UMTS B4 | 25.5 | | 20.0 | 32.8 | 19.0 | 20.0 | 23.5 |
| UMTS B2 | 25.1 | | 20.0 | 33.6 | 18.0 | 20.0 | 23.0 |
| LTE FDD B71 | 31.9 | | 26.7 | 34.9 | 26.7 | 26.7 | 24.8 |
| LTE FDD B12 | 31.8 | | 27.4 | 34.5 | 27.4 | 27.4 | 24.8 |
| LTE FDD B13 | 30.0 | | 28.0 | 32.2 | 27.1 | 28.0 | 24.8 |
| LTE FDD B14 | 29.5 | | 27.6 | 32.7 | 27.5 | 27.6 | 24.8 |
| LTE FDD B26 | 30.6 | | 26.5 | 33.6 | 26.5 | 26.5 | 24.8 |
| LTE FDD B5 | 30.1 | | 27.1 | 33.1 | 27.1 | 27.1 | 24.8 |
| LTE FDD B66/4 | 24.7 | | 19.5 | 32.9 | 19.0 | 19.5 | 23.5 |
| LTE FDD B25/2 | 25.3 | | 21.0 | 33.0 | 18.5 | 21.0 | 23.5 |
| LTE FDD B30 | 26.4 | | 23.1 | 36.6 | 19.0 | 23.1 | 23.0 |
| LTE FDD B7 | 26.9 | | 19.0 | 32.6 | 19.0 | 19.0 | 23.0 |
| LTE TDD B48 | 22.0 | | 22.0 | 16.0 | 22.0 | 22.0 | 22.0 |
| LTE TDD B41/38 PC3 | 29.2 | | 20.0 | 34.7 | 19.0 | 20.0 | 22.0 |
| LTE TDD B41 PC2 | 29.2 | | 20.0 | 34.7 | 19.0 | 20.0 | 22.9 |
| NR FDD n71 | 31.7 | | 28.5 | 34.4 | 28.5 | 28.5 | 24.5 |
| NR FDD n12 | 32.0 | | 26.5 | 34.4 | 26.5 | 26.5 | 24.5 |
| NR FDD n5 | 30.6 | | 28.1 | 32.9 | 27.2 | 28.1 | 24.5 |
| NR FDD n66 | 24.3 | | 19.5 | 32.9 | 19.0 | 19.5 | 23.5 |
| NR FDD n2/25 | 25.7 | | 19.5 | 32.8 | 18.0 | 19.5 | 23.5 |
| NR TDD n41 | 27.3 | | 27.3 | 16.5 | 21.1 | 27.3 | 18.5 |

Notes:

1. For all modes/bands, when Hotspot Mode (DSI=3) and Extremity sensor (DSI=1) are triggered at the same time, DSI=3 takes priority, thus the P_{limit} for DSI=3 is set to be less or equal to P_{limit} for DSI=1.
2. When $P_{max} < P_{limit}$, the DUT will operate at a power level up to P_{max} .
3. P_{limit} for DSI=1 and DSI =4 are the same.
4. For LTE Band 48 and n41, when RCV is active, DSI=2 takes priority over all levels.

| | | | | |
|--------------------------------------|--|-------------------------------|---|---------------------------------|
| FCC ID: A3LSMN986U |  PCTEST <small>Proud to be part of element</small> | PART 0 SAR CHAR REPORT |  | Approved by: Quality Manager |
| Document S/N: 1M2004170065-24.A3L | Test Dates: 04/22/20 – 06/07/20 | DUT Type: Portable Handset | Page 9 of 11 | |

4



EQUIPMENT LIST

For SAR measurements

| Manufacturer | Model | Description | Cal Date | Cal Interval | Cal Due | Serial Number |
|-----------------------|-----------|---|------------|--------------|------------|---------------|
| Agilent | 8594A | (9kHz-2.9GHz) Spectrum Analyzer | N/A | N/A | N/A | 3051A00187 |
| Agilent | 8735ES | S-Parameter Network Analyzer | 12/31/2019 | Annual | 12/31/2020 | US35170122 |
| Agilent | 8735ES | S-Parameter Network Analyzer | 8/26/2019 | Annual | 8/26/2020 | MY4000670 |
| Agilent | 8723BS | S-Parameter Vector Network Analyzer | 9/19/2019 | Annual | 9/19/2020 | MY4000384 |
| Agilent | E4439B | ESG-D Series Signal Generator | 7/14/2019 | Annual | 7/14/2020 | US4076396 |
| Agilent | E4438C | ESG Vector Signal Generator | 3/9/2019 | Biennial | 3/9/2021 | MY43082385 |
| Agilent | E4438C | ESG Vector Signal Generator | 3/11/2019 | Biennial | 3/11/2021 | MY46206700 |
| Agilent | E4438C | ESG Vector Signal Generator | 12/13/2019 | Annual | 12/13/2020 | MY43082659 |
| Agilent | E5513C | 8960 Series 3D Wireless Communications Test Set | 2/10/2020 | Annual | 2/10/2021 | 0843230325 |
| Agilent | E5513C | Wireless Communications Test Set | 1/14/2020 | Triennial | 1/14/2023 | 0843304447 |
| Agilent | E5513C | Wireless Communications Test Set | 6/26/2019 | Annual | 6/26/2020 | MY62067125 |
| Agilent | E5513C | Wireless Communications Test Set | 2/26/2020 | Annual | 2/26/2021 | 0844400860 |
| Agilent | E5513C | Wireless Communications Test Set | 9/25/2019 | Annual | 9/25/2020 | 0844304278 |
| Agilent | N5182A | MKG Vector Signal Generator | 7/10/2019 | Annual | 7/10/2020 | MY4320080 |
| Agilent | N5182A | MKG Vector Signal Generator | 2/19/2020 | Annual | 2/19/2021 | MY47420051 |
| Agilent | N900A | PKA Signal Analyzer (44GHz) | 6/12/2019 | Annual | 6/12/2020 | MY52350166 |
| Amplifier Research | 135166 | Amplifier | CBT | N/A | CBT | 433972 |
| Amplifier Research | 135166 | Amplifier | CBT | N/A | CBT | 433974 |
| Amplifier Research | 135166 | Amplifier | CBT | N/A | CBT | 433976 |
| Anritsu | MA24106A | USB Power Sensor | 3/27/2020 | Annual | 3/27/2021 | 124824 |
| Anritsu | MA24106A | USB Power Sensor | 10/10/2019 | Annual | 10/10/2020 | 1344545 |
| Anritsu | MA24106A | USB Power Sensor | 10/10/2019 | Annual | 10/10/2020 | 1344559 |
| Anritsu | MA2411B | Pulse Power Sensor | 6/11/2019 | Annual | 6/11/2020 | 1207854 |
| Anritsu | MA2411B | Pulse Power Sensor | 13/4/2019 | Annual | 12/4/2020 | 1180666 |
| Anritsu | ML2495A | Power Meter | 12/17/2019 | Annual | 12/17/2020 | 961001 |
| Anritsu | ML2496A | Power Meter | 3/23/2020 | Annual | 3/23/2021 | 1351001 |
| Anritsu | MT8811B | V.O Adapter | CBT | N/A | CBT | 626116381 |
| Anritsu | MT8821C | Radio Communication Analyzer | 2/22/2020 | Annual | 2/22/2021 | 6261895213 |
| Anritsu | MT8821C | Radio Communication Analyzer | 11/22/2019 | Annual | 11/22/2020 | 6262044715 |
| Anritsu | MT8822A | Wireless Connectivity Test Set | 8/9/2019 | Annual | 8/8/2020 | 6262782395 |
| COMTECH | AR85729-S | Solid State Amplifier | CBT | N/A | CBT | MY51400-008 |
| Control Company | 4040 | Therm./Clock/Humidity Monitor | 6/29/2019 | Biennial | 6/29/2021 | 152291455 |
| Control Company | 4040 | Therm./Clock/Humidity Monitor | 6/29/2019 | Biennial | 6/29/2021 | 152291460 |
| Control Company | 4040 | Therm./Clock/Humidity Monitor | 6/29/2019 | Biennial | 6/29/2021 | 152291465 |
| Control Company | 4352 | Long Stem Thermometer | 1/24/2020 | Biennial | 1/24/2022 | 200043588 |
| Control Company | 4352 | Long Stem Thermometer | 1/24/2020 | Biennial | 1/24/2022 | 200043655 |
| Control Company | 4352 | Long Stem Thermometer | 1/24/2020 | Biennial | 1/24/2022 | 200043647 |
| Control Company | 4352 | Ultra Long Stem Thermometer | 11/29/2018 | Biennial | 11/29/2020 | 191766816 |
| Control Company | 4352 | Ultra Long Stem Thermometer | 11/29/2018 | Biennial | 11/29/2020 | 191766817 |
| Keysight | 7720 | Dual Directional Coupler | CBT | N/A | CBT | MY53180215 |
| Keysight Technologies | 85031E | Standard Mechanical Calibration Kit (DC to 9GHz, 3.5mm) | 7/2/2019 | Annual | 7/2/2020 | MY53401181 |
| Min-Circuits | BW-N60W5+ | 6dB Attenuator | CBT | N/A | CBT | 1139 |
| Min-Circuits | NLP-2400+ | Low Pass Filter | CBT | N/A | CBT | 889920690 |
| Min-Circuits | VLF-600H+ | Low Pass Filter | CBT | N/A | CBT | N/A |
| Min-Circuits | VLF-600H+ | Low Pass Filter | CBT | N/A | CBT | N/A |
| Min-Circuits | BW-N20W5 | Power Attenuator | CBT | N/A | CBT | 1226 |
| Min-Circuits | BW-N20W5+ | DC to 35 GHz Precision Fixed 20 dB Attenuator | CBT | N/A | CBT | N/A |
| Min-Circuits | NLP-1200+ | Low Pass Filter DC to 1200 MHz | CBT | N/A | CBT | N/A |
| Min-Circuits | NLP-2950+ | Low Pass Filter DC to 2700 MHz | CBT | N/A | CBT | N/A |
| Narda | BW-S3W2 | Attenuator (3dB) | CBT | N/A | CBT | 120 |
| NI | 4474 | Data Acquisition Card | CBT | N/A | CBT | N/A |
| Pasternack | P1220-1B | Bi-Directional Coupler | CBT | N/A | CBT | N/A |
| Rohde & Schwarz | CMW500 | Radio Communication Tester | 3/27/2020 | Annual | 3/27/2021 | 128633 |
| Rohde & Schwarz | CMW500 | Radio Communication Tester | 8/14/2019 | Annual | 8/14/2020 | 140144 |
| Rohde & Schwarz | CMW500 | Radio Communication Tester | 10/4/2019 | Annual | 10/4/2020 | 166462 |
| Rohde & Schwarz | CMW500 | Wideband Radio Communication Tester | 2/4/2020 | Annual | 2/4/2021 | 161225 |
| Rohde & Schwarz | CMW500 | Wideband Radio Communication Tester | 11/14/2019 | Annual | 11/14/2020 | 165446 |
| Rohde & Schwarz | ZNL66 | Vector Network Analyzer | 10/11/2019 | Annual | 10/11/2020 | 150307 |
| Rohde & Schwarz | CMU200 | Base Station Simulator | 6/3/2019 | Annual | 6/3/2020 | 109892 |
| Rohde & Schwarz | CMW500 | Wideband Radio Communication Tester | 7/13/2019 | Annual | 7/13/2020 | 146545 |
| Rohde & Schwarz | CMW500 | Wideband Radio Communication Tester | 7/24/2019 | Annual | 7/24/2020 | 151849 |
| SPEAG | D1750V2 | 1750 MHz SAR Dipole | 10/22/2018 | Biennial | 10/22/2020 | 1150 |
| SPEAG | D1765V2 | 1765 MHz SAR Dipole | 5/23/2018 | Triennial | 5/23/2021 | 1008 |
| SPEAG | D1900V2 | 1900 MHz SAR Dipole | 10/23/2018 | Biennial | 10/23/2020 | 50380 |
| SPEAG | D1900V2 | 1900 MHz SAR Dipole | 2/21/2019 | Biennial | 2/21/2021 | 50148 |
| SPEAG | D2100V2 | 2100 MHz SAR Dipole | 8/13/2018 | Biennial | 8/13/2020 | 7073 |
| SPEAG | D2450V2 | 2450 MHz SAR Dipole | 8/14/2019 | Annual | 8/14/2020 | 719 |
| SPEAG | D2450V2 | 2450 MHz SAR Dipole | 9/11/2017 | Triennial | 9/11/2020 | 797 |
| SPEAG | D2600V2 | 2600 MHz SAR Dipole | 6/14/2019 | Annual | 6/14/2020 | 5064 |
| SPEAG | D3050V2 | 3050 MHz SAR Dipole | 11/11/2018 | Triennial | 11/11/2021 | 1059 |
| SPEAG | D3700V2 | 3700 MHz SAR Dipole | 1/11/2018 | Triennial | 1/11/2021 | 1018 |
| SPEAG | D5GHzV2 | 5 GHz SAR Dipole | 1/16/2018 | Triennial | 1/16/2021 | 1057 |
| SPEAG | D5GHzV2 | 5 GHz SAR Dipole | 9/17/2019 | Annual | 9/17/2020 | 1191 |
| SPEAG | D750V2 | 750 MHz SAR Dipole | 3/16/2020 | Annual | 3/16/2021 | 1003 |
| SPEAG | D750V2 | 750 MHz SAR Dipole | 10/19/2018 | Biennial | 10/19/2020 | 1161 |
| SPEAG | D835V2 | 835 MHz SAR Dipole | 3/13/2019 | Biennial | 3/13/2021 | 46947 |
| SPEAG | D835V2 | 835 MHz SAR Dipole | 10/19/2018 | Biennial | 10/19/2020 | 46133 |
| SPEAG | D835V2 | 835 MHz SAR Dipole | 1/13/2020 | Annual | 1/13/2021 | 46132 |
| SPEAG | DA4 | Dasv Data Acquisition Electronics | 12/19/2019 | Annual | 12/19/2020 | 659 |
| SPEAG | DA4 | Dasv Data Acquisition Electronics | 7/11/2019 | Annual | 7/11/2020 | 1323 |
| SPEAG | DA4 | Dasv Data Acquisition Electronics | 9/17/2019 | Annual | 9/17/2020 | 1333 |
| SPEAG | DA4 | Dasv Data Acquisition Electronics | 7/11/2019 | Annual | 7/11/2020 | 1322 |
| SPEAG | DA4 | Dasv Data Acquisition Electronics | 6/30/2019 | Annual | 6/20/2020 | 1334 |
| SPEAG | DA4 | Dasv Data Acquisition Electronics | 3/13/2020 | Annual | 3/13/2021 | 1368 |
| SPEAG | DA4 | Dasv Data Acquisition Electronics | 4/15/2020 | Annual | 4/15/2021 | 1407 |
| SPEAG | DA4 | Dasv Data Acquisition Electronics | 9/12/2019 | Annual | 9/12/2020 | 1449 |
| SPEAG | DA4 | Dasv Data Acquisition Electronics | 1/13/2020 | Annual | 1/13/2021 | 1530 |
| SPEAG | DA4 | Dasv Data Acquisition Electronics | 1/13/2020 | Annual | 1/13/2021 | 1538 |
| SPEAG | DA4 | Dasv Data Acquisition Electronics | 12/5/2019 | Annual | 12/5/2020 | 1533 |
| SPEAG | DAK-3.5 | Dielectric Assessment Kit | 10/22/2019 | Annual | 10/22/2020 | 1091 |
| SPEAG | EX30V4 | SAR Probe | 1/23/2020 | Annual | 1/23/2021 | 3589 |
| SPEAG | EX30V4 | SAR Probe | 9/19/2019 | Annual | 9/19/2020 | 7551 |
| SPEAG | EX30V4 | SAR Probe | 4/21/2020 | Annual | 4/21/2021 | 7957 |
| SPEAG | EX30V4 | SAR Probe | 6/19/2019 | Annual | 6/19/2020 | 7409 |
| SPEAG | EX30V4 | SAR Probe | 7/16/2019 | Annual | 7/16/2020 | 7410 |
| SPEAG | EX30V4 | SAR Probe | 12/1/2020 | Annual | 12/1/2021 | 7488 |
| SPEAG | EX30V4 | SAR Probe | 3/17/2020 | Annual | 3/17/2021 | 7527 |
| SPEAG | EX30V4 | SAR Probe | 7/15/2019 | Annual | 7/15/2020 | 7547 |
| SPEAG | EX30V4 | SAR Probe | 9/19/2019 | Annual | 9/19/2020 | 7562 |
| SPEAG | EX30V4 | SAR Probe | 12/11/2019 | Annual | 12/11/2020 | 7570 |
| SPEAG | EX30V4 | SAR Probe | 12/11/2019 | Annual | 12/11/2020 | 7571 |

Note:

1. CBT (Calibrated Before Testing). Prior to testing, the measurement paths containing a cable, amplifier, attenuator, coupler or filter were connected to a calibrated source (i.e. a signal generator) to determine the losses of the measurement path. The power meter offset was then adjusted to compensate for the measurement system losses. This level offset is stored within the power meter before measurements are made. This calibration verification procedure applies to the system verification and output power measurements. The calibrated reading is then taken directly from the power meter after compensation of the losses for all final power measurements.
2. Each equipment item was used solely within its respective calibration period.



| | | | |
|--------------------------------------|---|---|---------------------------------|
| FCC ID: A3LSMN986U |  PART 0 SAR CHAR REPORT |  | Approved by: Quality Manager |
| Document S/N: 1M2004170065-24.A3L | Test Dates: 04/22/20 – 06/07/20 | DUT Type: Portable Handset | Page 10 of 11 |

5

MEASUREMENT UNCERTAINTIES

For SAR Measurements

| a | c | d | e= f(d,k) | f | g | h = c x f/e | i = c x g/e | k |
|---|---------------|----------------|--------------|-----------------------|--------------------------|--------------------------------|----------------------------------|----------------|
| Uncertainty Component | Tol. (± %) | Prob. Dist. | Div. | c _i 1gm | c _i 10 gms | 1gm u _i (± %) | 10gms u _i (± %) | v _i |
| Measurement System | | | | | | | | |
| Probe Calibration | 6.55 | N | 1 | 1.0 | 1.0 | 6.6 | 6.6 | ∞ |
| Axial Isotropy | 0.25 | N | 1 | 0.7 | 0.7 | 0.2 | 0.2 | ∞ |
| Hemishperical Isotropy | 1.3 | N | 1 | 0.7 | 0.7 | 0.9 | 0.9 | ∞ |
| Boundary Effect | 2.0 | R | 1.73 | 1.0 | 1.0 | 1.2 | 1.2 | ∞ |
| Linearity | 0.3 | N | 1 | 1.0 | 1.0 | 0.3 | 0.3 | ∞ |
| System Detection Limits | 0.25 | R | 1.73 | 1.0 | 1.0 | 0.1 | 0.1 | ∞ |
| Readout Electronics | 0.3 | N | 1 | 1.0 | 1.0 | 0.3 | 0.3 | ∞ |
| Response Time | 0.8 | R | 1.73 | 1.0 | 1.0 | 0.5 | 0.5 | ∞ |
| Integration Time | 2.6 | R | 1.73 | 1.0 | 1.0 | 1.5 | 1.5 | ∞ |
| RF Ambient Conditions - Noise | 3.0 | R | 1.73 | 1.0 | 1.0 | 1.7 | 1.7 | ∞ |
| RF Ambient Conditions - Reflections | 3.0 | R | 1.73 | 1.0 | 1.0 | 1.7 | 1.7 | ∞ |
| Probe Positioner Mechanical Tolerance | 0.4 | R | 1.73 | 1.0 | 1.0 | 0.2 | 0.2 | ∞ |
| Probe Positioning w/ respect to Phantom | 6.7 | R | 1.73 | 1.0 | 1.0 | 3.9 | 3.9 | ∞ |
| Extrapolation, Interpolation & Integration algorithms for Max. SAR Evaluation | 4.0 | R | 1.73 | 1.0 | 1.0 | 2.3 | 2.3 | ∞ |
| Test Sample Related | | | | | | | | |
| Test Sample Positioning | 2.7 | N | 1 | 1.0 | 1.0 | 2.7 | 2.7 | 35 |
| Device Holder Uncertainty | 1.67 | N | 1 | 1.0 | 1.0 | 1.7 | 1.7 | 5 |
| Output Power Variation - SAR drift measurement | 5.0 | R | 1.73 | 1.0 | 1.0 | 2.9 | 2.9 | ∞ |
| SAR Scaling | 0.0 | R | 1.73 | 1.0 | 1.0 | 0.0 | 0.0 | ∞ |
| Phantom & Tissue Parameters | | | | | | | | |
| Phantom Uncertainty (Shape & Thickness tolerances) | 7.6 | R | 1.73 | 1.0 | 1.0 | 4.4 | 4.4 | ∞ |
| Liquid Conductivity - measurement uncertainty | 4.2 | N | 1 | 0.78 | 0.71 | 3.3 | 3.0 | 10 |
| Liquid Permittivity - measurement uncertainty | 4.1 | N | 1 | 0.23 | 0.26 | 1.0 | 1.1 | 10 |
| Liquid Conductivity - Temperature Uncertainty | 3.4 | R | 1.73 | 0.78 | 0.71 | 1.5 | 1.4 | ∞ |
| Liquid Permittivity - Temperature Uncertainty | 0.6 | R | 1.73 | 0.23 | 0.26 | 0.1 | 0.1 | ∞ |
| Liquid Conductivity - deviation from target values | 5.0 | R | 1.73 | 0.64 | 0.43 | 1.8 | 1.2 | ∞ |
| Liquid Permittivity - deviation from target values | 5.0 | R | 1.73 | 0.60 | 0.49 | 1.7 | 1.4 | ∞ |
| Combined Standard Uncertainty (k=1) | RSS | | | | | 11.5 | 11.3 | 60 |
| Expanded Uncertainty (95% CONFIDENCE LEVEL) | k=2 | | | | | 23.0 | 22.6 | |

| | | | | |
|--------------------------------------|---|-------------------------------|---|---------------------------------|
| FCC ID: A3LSMN986U |  PCTEST <small>Proud to be part of element</small> | PART 0 SAR CHAR REPORT |  | Approved by: Quality Manager |
| Document S/N: 1M2004170065-24.A3L | Test Dates: 04/22/20 – 06/07/20 | DUT Type: Portable Handset | | Page 11 of 11 |

APPENDIX A: SAR TEST RESULTS FOR P_{LIMIT} CALCULATIONS

Table A-1
DSI = 2 P_{Limit} Calculations – 2G/3G Head SAR

| MEASUREMENT RESULTS | | | | | | | | | | |
|---------------------|------|-----------------|-------------|-----------------------|-------|---------------|------------|----------|--------|----------------|
| FREQUENCY | | Mode/Band | Service | Conducted Power [dBm] | Side | Test Position | Duty Cycle | SAR (1g) | Plimit | Minimum Plimit |
| MHz | Ch. | | | | | | | (W/kg) | [dBm] | [dBm] |
| 820.10 | 564 | CDMABC10 (§90S) | RC3 / SO55 | 24.75 | Right | Cheek | 1:1 | 0.117 | 34.07 | 31.76 |
| 820.10 | 564 | CDMABC10 (§90S) | RC3 / SO55 | 24.75 | Right | Tilt | 1:1 | 0.103 | 34.62 | |
| 820.10 | 564 | CDMABC10 (§90S) | RC3 / SO55 | 24.75 | Left | Cheek | 1:1 | 0.159 | 32.74 | |
| 820.10 | 564 | CDMABC10 (§90S) | RC3 / SO55 | 24.75 | Left | Tilt | 1:1 | 0.098 | 34.84 | |
| 820.10 | 564 | CDMABC10 (§90S) | EVDO Rev. A | 24.50 | Right | Cheek | 1:1 | 0.122 | 33.64 | |
| 820.10 | 564 | CDMABC10 (§90S) | EVDO Rev. A | 24.50 | Right | Tilt | 1:1 | 0.112 | 34.01 | |
| 820.10 | 564 | CDMABC10 (§90S) | EVDO Rev. A | 24.50 | Left | Cheek | 1:1 | 0.188 | 31.76 | |
| 820.10 | 564 | CDMABC10 (§90S) | EVDO Rev. A | 24.50 | Left | Tilt | 1:1 | 0.100 | 34.50 | |
| 836.52 | 384 | CDMABC0 (§22H) | RC3 / SO55 | 24.93 | Right | Cheek | 1:1 | 0.112 | 34.44 | 33.02 |
| 836.52 | 384 | CDMABC0 (§22H) | RC3 / SO55 | 24.93 | Right | Tilt | 1:1 | 0.087 | 35.53 | |
| 836.52 | 384 | CDMABC0 (§22H) | RC3 / SO55 | 24.93 | Left | Cheek | 1:1 | 0.140 | 33.47 | |
| 836.52 | 384 | CDMABC0 (§22H) | RC3 / SO55 | 24.93 | Left | Tilt | 1:1 | 0.091 | 35.34 | |
| 836.52 | 384 | CDMABC0 (§22H) | EVDO Rev. A | 24.78 | Right | Cheek | 1:1 | 0.108 | 34.45 | |
| 836.52 | 384 | CDMABC0 (§22H) | EVDO Rev. A | 24.78 | Right | Tilt | 1:1 | 0.089 | 35.29 | |
| 836.52 | 384 | CDMABC0 (§22H) | EVDO Rev. A | 24.78 | Left | Cheek | 1:1 | 0.150 | 33.02 | |
| 836.52 | 384 | CDMABC0 (§22H) | EVDO Rev. A | 24.78 | Left | Tilt | 1:1 | 0.092 | 35.14 | |
| 1880.00 | 600 | PCS CDMA | RC3 / SO55 | 23.21 | Right | Cheek | 1:1 | 0.101 | 33.17 | 33.08 |
| 1880.00 | 600 | PCS CDMA | RC3 / SO55 | 23.21 | Right | Tilt | 1:1 | 0.064 | 35.15 | |
| 1880.00 | 600 | PCS CDMA | RC3 / SO55 | 23.21 | Left | Cheek | 1:1 | 0.086 | 33.87 | |
| 1880.00 | 600 | PCS CDMA | RC3 / SO55 | 23.21 | Left | Tilt | 1:1 | 0.076 | 34.40 | |
| 1880.00 | 600 | PCS CDMA | EVDO Rev. A | 23.25 | Right | Cheek | 1:1 | 0.104 | 33.08 | |
| 1880.00 | 600 | PCS CDMA | EVDO Rev. A | 23.25 | Right | Tilt | 1:1 | 0.068 | 34.92 | |
| 1880.00 | 600 | PCS CDMA | EVDO Rev. A | 23.25 | Left | Cheek | 1:1 | 0.089 | 33.76 | |
| 1880.00 | 600 | PCS CDMA | EVDO Rev. A | 23.25 | Left | Tilt | 1:1 | 0.087 | 33.85 | |
| 836.60 | 190 | GSM 850 | GSM | 32.86 | Right | Cheek | 1:8.3 | 0.030 | 38.89 | 37.53 |
| 836.60 | 190 | GSM 850 | GSM | 32.86 | Right | Tilt | 1:8.3 | 0.022 | 40.23 | |
| 836.60 | 190 | GSM 850 | GSM | 32.86 | Left | Cheek | 1:8.3 | 0.041 | 37.53 | |
| 836.60 | 190 | GSM 850 | GSM | 32.86 | Left | Tilt | 1:8.3 | 0.023 | 40.04 | |
| 1880.00 | 661 | GSM 1900 | GSM | 29.74 | Right | Cheek | 1:8.3 | 0.047 | 33.82 | 33.82 |
| 1880.00 | 661 | GSM 1900 | GSM | 29.74 | Right | Tilt | 1:8.3 | 0.032 | 35.49 | |
| 1880.00 | 661 | GSM 1900 | GSM | 29.74 | Left | Cheek | 1:8.3 | 0.036 | 34.98 | |
| 1880.00 | 661 | GSM 1900 | GSM | 29.74 | Left | Tilt | 1:8.3 | 0.032 | 35.49 | |
| 836.60 | 4183 | UMTS 850 | RMC | 25.20 | Right | Cheek | 1:1 | 0.097 | 35.33 | 33.68 |
| 836.60 | 4183 | UMTS 850 | RMC | 25.20 | Right | Tilt | 1:1 | 0.068 | 36.87 | |
| 836.60 | 4183 | UMTS 850 | RMC | 25.20 | Left | Cheek | 1:1 | 0.142 | 33.68 | |
| 836.60 | 4183 | UMTS 850 | RMC | 25.20 | Left | Tilt | 1:1 | 0.080 | 36.17 | |
| 1732.40 | 1412 | UMTS 1750 | RMC | 23.89 | Right | Cheek | 1:1 | 0.129 | 32.78 | 32.78 |
| 1732.40 | 1412 | UMTS 1750 | RMC | 23.89 | Right | Tilt | 1:1 | 0.091 | 34.30 | |
| 1732.40 | 1412 | UMTS 1750 | RMC | 23.89 | Left | Cheek | 1:1 | 0.097 | 34.02 | |
| 1732.40 | 1412 | UMTS 1750 | RMC | 23.89 | Left | Tilt | 1:1 | 0.106 | 33.64 | |
| 1880.00 | 9400 | UMTS 1900 | RMC | 23.34 | Right | Cheek | 1:1 | 0.094 | 33.61 | 33.61 |
| 1880.00 | 9400 | UMTS 1900 | RMC | 23.34 | Right | Tilt | 1:1 | 0.055 | 35.94 | |
| 1880.00 | 9400 | UMTS 1900 | RMC | 23.34 | Left | Cheek | 1:1 | 0.070 | 34.89 | |
| 1880.00 | 9400 | UMTS 1900 | RMC | 23.34 | Left | Tilt | 1:1 | 0.070 | 34.89 | |

For some bands/modes, a lower P_{Limit} was selected as a more conservative evaluation.




| | | | | |
|------------------------------------|--|-----------------------------|---|---------------------------------|
| FCC ID: A3LSMN986U |  PCTEST Proud to be part of  | PART 0 SAR CHAR REPORT |  | Approved by: Quality Manager |
| Test Dates: 04/22/20 – 06/07/20 | DUT Type: Portable Handset | APPENDIX A: Page 1 of 21 | | |

Table A-2
DSI = 2 P_{Limit} Calculations – 4G Head SAR

| MEASUREMENT RESULTS | | | | | | | | | | | | | | | |
|---------------------|--------|----|--------------------|-----------------|-----------------------|----------|-------|---------------|------------|---------|-----------|------------|----------|--------|----------------|
| FREQUENCY | | | Mode | Bandwidth [MHz] | Conducted Power [dBm] | MPR [dB] | Side | Test Position | Modulation | RB Size | RB Offset | Duty Cycle | SAR (1g) | PLimit | Minimum PLimit |
| MHz | Ch. | | | | | | | | | | | | [W/kg] | [dBm] | [dBm] |
| 680.5 | 133297 | Md | LTE Band 71 | 20 | 25.17 | 0 | Right | Cheek | QPSK | 1 | 0 | 1:1 | 0.078 | 36.25 | 34.61 |
| 680.5 | 133297 | Md | LTE Band 71 | 20 | 24.20 | 1 | Right | Cheek | QPSK | 50 | 0 | 1:1 | 0.064 | 36.14 | |
| 680.5 | 133297 | Md | LTE Band 71 | 20 | 25.17 | 0 | Right | Tilt | QPSK | 1 | 0 | 1:1 | 0.039 | 39.26 | |
| 680.5 | 133297 | Md | LTE Band 71 | 20 | 24.20 | 1 | Right | Tilt | QPSK | 50 | 0 | 1:1 | 0.033 | 39.01 | |
| 680.5 | 133297 | Md | LTE Band 71 | 20 | 25.17 | 0 | Left | Cheek | QPSK | 1 | 0 | 1:1 | 0.106 | 34.92 | |
| 680.5 | 133297 | Md | LTE Band 71 | 20 | 24.20 | 1 | Left | Cheek | QPSK | 50 | 0 | 1:1 | 0.091 | 34.61 | |
| 680.5 | 133297 | Md | LTE Band 71 | 20 | 25.17 | 0 | Left | Tilt | QPSK | 1 | 0 | 1:1 | 0.047 | 38.45 | |
| 680.5 | 133297 | Md | LTE Band 71 | 20 | 24.20 | 1 | Left | Tilt | QPSK | 50 | 0 | 1:1 | 0.036 | 38.64 | |
| 707.5 | 23095 | Md | LTE Band 12 | 10 | 25.23 | 0 | Right | Cheek | QPSK | 1 | 0 | 1:1 | 0.087 | 35.83 | 34.53 |
| 707.5 | 23095 | Md | LTE Band 12 | 10 | 24.31 | 1 | Right | Cheek | QPSK | 25 | 12 | 1:1 | 0.082 | 35.17 | |
| 707.5 | 23095 | Md | LTE Band 12 | 10 | 25.23 | 0 | Right | Tilt | QPSK | 1 | 0 | 1:1 | 0.046 | 38.60 | |
| 707.5 | 23095 | Md | LTE Band 12 | 10 | 24.31 | 1 | Right | Tilt | QPSK | 25 | 12 | 1:1 | 0.044 | 37.88 | |
| 707.5 | 23095 | Md | LTE Band 12 | 10 | 25.23 | 0 | Left | Cheek | QPSK | 1 | 0 | 1:1 | 0.111 | 34.78 | |
| 707.5 | 23095 | Md | LTE Band 12 | 10 | 24.31 | 1 | Left | Cheek | QPSK | 25 | 12 | 1:1 | 0.095 | 34.53 | |
| 707.5 | 23095 | Md | LTE Band 12 | 10 | 25.23 | 0 | Left | Tilt | QPSK | 1 | 0 | 1:1 | 0.048 | 38.42 | |
| 707.5 | 23095 | Md | LTE Band 12 | 10 | 24.31 | 1 | Left | Tilt | QPSK | 25 | 12 | 1:1 | 0.042 | 38.08 | |
| 782.0 | 23230 | Md | LTE Band 13 | 10 | 25.21 | 0 | Right | Cheek | QPSK | 1 | 25 | 1:1 | 0.127 | 34.17 | 31.93 |
| 782.0 | 23230 | Md | LTE Band 13 | 10 | 24.28 | 1 | Right | Cheek | QPSK | 25 | 0 | 1:1 | 0.107 | 33.99 | |
| 782.0 | 23230 | Md | LTE Band 13 | 10 | 25.21 | 0 | Right | Tilt | QPSK | 1 | 25 | 1:1 | 0.095 | 35.43 | |
| 782.0 | 23230 | Md | LTE Band 13 | 10 | 24.28 | 1 | Right | Tilt | QPSK | 25 | 0 | 1:1 | 0.071 | 35.77 | |
| 782.0 | 23230 | Md | LTE Band 13 | 10 | 25.21 | 0 | Left | Cheek | QPSK | 1 | 25 | 1:1 | 0.213 | 31.93 | |
| 782.0 | 23230 | Md | LTE Band 13 | 10 | 24.28 | 1 | Left | Cheek | QPSK | 25 | 0 | 1:1 | 0.151 | 32.49 | |
| 782.0 | 23230 | Md | LTE Band 13 | 10 | 25.21 | 0 | Left | Tilt | QPSK | 1 | 25 | 1:1 | 0.098 | 35.30 | |
| 782.0 | 23230 | Md | LTE Band 13 | 10 | 24.28 | 1 | Left | Tilt | QPSK | 25 | 0 | 1:1 | 0.073 | 35.65 | |
| 793.0 | 23330 | Md | LTE Band 14 | 10 | 25.06 | 0 | Right | Cheek | QPSK | 1 | 0 | 1:1 | 0.128 | 33.99 | 32.73 |
| 793.0 | 23330 | Md | LTE Band 14 | 10 | 24.07 | 1 | Right | Cheek | QPSK | 25 | 25 | 1:1 | 0.091 | 34.48 | |
| 793.0 | 23330 | Md | LTE Band 14 | 10 | 25.06 | 0 | Right | Tilt | QPSK | 1 | 0 | 1:1 | 0.090 | 35.52 | |
| 793.0 | 23330 | Md | LTE Band 14 | 10 | 24.07 | 1 | Right | Tilt | QPSK | 25 | 25 | 1:1 | 0.061 | 36.22 | |
| 793.0 | 23330 | Md | LTE Band 14 | 10 | 25.06 | 0 | Left | Cheek | QPSK | 1 | 0 | 1:1 | 0.158 | 33.07 | |
| 793.0 | 23330 | Md | LTE Band 14 | 10 | 24.07 | 1 | Left | Cheek | QPSK | 25 | 25 | 1:1 | 0.136 | 32.73 | |
| 793.0 | 23330 | Md | LTE Band 14 | 10 | 25.06 | 0 | Left | Tilt | QPSK | 1 | 0 | 1:1 | 0.080 | 36.03 | |
| 793.0 | 23330 | Md | LTE Band 14 | 10 | 24.07 | 1 | Left | Tilt | QPSK | 25 | 25 | 1:1 | 0.061 | 36.22 | |
| 831.5 | 26865 | Md | LTE Band 26 (Cell) | 15 | 25.25 | 0 | Right | Cheek | QPSK | 1 | 36 | 1:1 | 0.111 | 34.80 | 33.38 |
| 831.5 | 26865 | Md | LTE Band 26 (Cell) | 15 | 24.24 | 1 | Right | Cheek | QPSK | 36 | 18 | 1:1 | 0.088 | 34.80 | |
| 831.5 | 26865 | Md | LTE Band 26 (Cell) | 15 | 25.25 | 0 | Right | Tilt | QPSK | 1 | 36 | 1:1 | 0.078 | 36.33 | |
| 831.5 | 26865 | Md | LTE Band 26 (Cell) | 15 | 24.24 | 1 | Right | Tilt | QPSK | 36 | 18 | 1:1 | 0.061 | 36.39 | |
| 831.5 | 26865 | Md | LTE Band 26 (Cell) | 15 | 25.25 | 0 | Left | Cheek | QPSK | 1 | 36 | 1:1 | 0.147 | 33.58 | |
| 831.5 | 26865 | Md | LTE Band 26 (Cell) | 15 | 24.24 | 1 | Left | Cheek | QPSK | 36 | 18 | 1:1 | 0.122 | 33.38 | |
| 831.5 | 26865 | Md | LTE Band 26 (Cell) | 15 | 25.25 | 0 | Left | Tilt | QPSK | 1 | 36 | 1:1 | 0.087 | 35.85 | |
| 831.5 | 26865 | Md | LTE Band 26 (Cell) | 15 | 24.24 | 1 | Left | Tilt | QPSK | 36 | 18 | 1:1 | 0.069 | 35.85 | |
| 836.5 | 20525 | Md | LTE Band 5 (Cell) | 10 | 25.15 | 0 | Right | Cheek | QPSK | 1 | 0 | 1:1 | 0.108 | 34.82 | 33.14 |
| 836.5 | 20525 | Md | LTE Band 5 (Cell) | 10 | 24.16 | 1 | Right | Cheek | QPSK | 25 | 12 | 1:1 | 0.094 | 34.43 | |
| 836.5 | 20525 | Md | LTE Band 5 (Cell) | 10 | 25.15 | 0 | Right | Tilt | QPSK | 1 | 0 | 1:1 | 0.096 | 35.33 | |
| 836.5 | 20525 | Md | LTE Band 5 (Cell) | 10 | 24.16 | 1 | Right | Tilt | QPSK | 25 | 12 | 1:1 | 0.078 | 35.24 | |
| 836.5 | 20525 | Md | LTE Band 5 (Cell) | 10 | 25.15 | 0 | Left | Cheek | QPSK | 1 | 0 | 1:1 | 0.159 | 33.14 | |
| 836.5 | 20525 | Md | LTE Band 5 (Cell) | 10 | 24.16 | 1 | Left | Cheek | QPSK | 25 | 12 | 1:1 | 0.122 | 33.30 | |
| 836.5 | 20525 | Md | LTE Band 5 (Cell) | 10 | 25.15 | 0 | Left | Tilt | QPSK | 1 | 0 | 1:1 | 0.090 | 35.61 | |
| 836.5 | 20525 | Md | LTE Band 5 (Cell) | 10 | 24.16 | 1 | Left | Tilt | QPSK | 25 | 12 | 1:1 | 0.074 | 35.47 | |

For some bands/modes, a lower P_{Limit} was selected as a more conservative evaluation.




| | | | | |
|------------------------------------|--|------------------------|---|---------------------------------|
| FCC ID: A3LSMN986U |  Proud to be part of  | PART 0 SAR CHAR REPORT |  | Approved by: Quality Manager |
| Test Dates: 04/22/20 – 06/07/20 | DUT Type: Portable Handset | | | APPENDIX A: Page 2 of 21 |

Table A-3
DSI = 2 P_{Limit} Calculations – 4G Head SAR

| MEASUREMENT RESULTS | | | | | | | | | | | | | | | |
|---------------------|--------|----------|-------------------|-----------------|-----------------------|----------|-------|---------------|------------|---------|-----------|------------|----------|--------|----------------|
| FREQUENCY | | | Mode | Bandwidth [MHz] | Conducted Power [dBm] | MPR [dB] | Side | Test Position | Modulation | RB Size | RB Offset | Duty Cycle | SAR (1g) | PLimit | Minimum PLimit |
| MHz | Ch. | Low | | | | | | | | | | | (W/kg) | [dBm] | [dBm] |
| 1720.0 | 132072 | Low | LTE Band 66 (AWS) | 20 | 23.68 | 0 | Right | Cheek | QPSK | 1 | 50 | 1:1 | 0.119 | 32.92 | 32.87 |
| 1720.0 | 132072 | Low | LTE Band 66 (AWS) | 20 | 22.91 | 1 | Right | Cheek | QPSK | 50 | 25 | 1:1 | 0.101 | 32.87 | |
| 1720.0 | 132072 | Low | LTE Band 66 (AWS) | 20 | 23.68 | 0 | Right | Tilt | QPSK | 1 | 50 | 1:1 | 0.086 | 34.34 | |
| 1720.0 | 132072 | Low | LTE Band 66 (AWS) | 20 | 22.91 | 1 | Right | Tilt | QPSK | 50 | 25 | 1:1 | 0.073 | 34.28 | |
| 1720.0 | 132072 | Low | LTE Band 66 (AWS) | 20 | 23.68 | 0 | Left | Cheek | QPSK | 1 | 50 | 1:1 | 0.102 | 33.59 | |
| 1720.0 | 132072 | Low | LTE Band 66 (AWS) | 20 | 22.91 | 1 | Left | Cheek | QPSK | 50 | 25 | 1:1 | 0.078 | 33.99 | |
| 1720.0 | 132072 | Low | LTE Band 66 (AWS) | 20 | 23.68 | 0 | Left | Tilt | QPSK | 1 | 50 | 1:1 | 0.099 | 33.72 | |
| 1720.0 | 132072 | Low | LTE Band 66 (AWS) | 20 | 22.91 | 1 | Left | Tilt | QPSK | 50 | 25 | 1:1 | 0.075 | 34.16 | |
| 1860.0 | 26140 | Low | LTE Band 25 (PCS) | 20 | 23.75 | 0 | Right | Cheek | QPSK | 1 | 50 | 1:1 | 0.111 | 33.30 | 32.95 |
| 1860.0 | 26140 | Low | LTE Band 25 (PCS) | 20 | 22.82 | 1 | Right | Cheek | QPSK | 50 | 0 | 1:1 | 0.097 | 32.95 | |
| 1860.0 | 26140 | Low | LTE Band 25 (PCS) | 20 | 23.75 | 0 | Right | Tilt | QPSK | 1 | 50 | 1:1 | 0.078 | 34.83 | |
| 1860.0 | 26140 | Low | LTE Band 25 (PCS) | 20 | 22.82 | 1 | Right | Tilt | QPSK | 50 | 0 | 1:1 | 0.059 | 35.11 | |
| 1860.0 | 26140 | Low | LTE Band 25 (PCS) | 20 | 23.75 | 0 | Left | Cheek | QPSK | 1 | 50 | 1:1 | 0.083 | 34.56 | |
| 1860.0 | 26140 | Low | LTE Band 25 (PCS) | 20 | 22.82 | 1 | Left | Cheek | QPSK | 50 | 0 | 1:1 | 0.077 | 33.96 | |
| 1860.0 | 26140 | Low | LTE Band 25 (PCS) | 20 | 23.75 | 0 | Left | Tilt | QPSK | 1 | 50 | 1:1 | 0.074 | 35.06 | |
| 1860.0 | 26140 | Low | LTE Band 25 (PCS) | 20 | 22.82 | 1 | Left | Tilt | QPSK | 50 | 0 | 1:1 | 0.064 | 34.76 | |
| 2310.0 | 27710 | Mid | LTE Band 30 | 10 | 23.58 | 0 | Right | Cheek | QPSK | 1 | 49 | 1:1 | 0.046 | 36.95 | 36.59 |
| 2310.0 | 27710 | Mid | LTE Band 30 | 10 | 22.63 | 1 | Right | Cheek | QPSK | 25 | 12 | 1:1 | 0.040 | 36.61 | |
| 2310.0 | 27710 | Mid | LTE Band 30 | 10 | 23.58 | 0 | Right | Tilt | QPSK | 1 | 49 | 1:1 | 0.020 | 40.57 | |
| 2310.0 | 27710 | Mid | LTE Band 30 | 10 | 22.63 | 1 | Right | Tilt | QPSK | 25 | 12 | 1:1 | 0.016 | 40.59 | |
| 2310.0 | 27710 | Mid | LTE Band 30 | 10 | 23.58 | 0 | Left | Cheek | QPSK | 1 | 49 | 1:1 | 0.050 | 36.59 | |
| 2310.0 | 27710 | Mid | LTE Band 30 | 10 | 22.63 | 1 | Left | Cheek | QPSK | 25 | 12 | 1:1 | 0.039 | 36.72 | |
| 2310.0 | 27710 | Mid | LTE Band 30 | 10 | 23.58 | 0 | Left | Tilt | QPSK | 1 | 49 | 1:1 | 0.029 | 38.96 | |
| 2310.0 | 27710 | Mid | LTE Band 30 | 10 | 22.63 | 1 | Left | Tilt | QPSK | 25 | 12 | 1:1 | 0.027 | 38.32 | |
| 2510.0 | 20850 | Low | LTE Band 7 | 20 | 23.17 | 0 | Right | Cheek | QPSK | 1 | 0 | 1:1 | 0.106 | 32.92 | 32.58 |
| 2510.0 | 20850 | Low | LTE Band 7 | 20 | 22.22 | 1 | Right | Cheek | QPSK | 50 | 0 | 1:1 | 0.092 | 32.58 | |
| 2510.0 | 20850 | Low | LTE Band 7 | 20 | 23.17 | 0 | Right | Tilt | QPSK | 1 | 0 | 1:1 | 0.048 | 36.36 | |
| 2510.0 | 20850 | Low | LTE Band 7 | 20 | 22.22 | 1 | Right | Tilt | QPSK | 50 | 0 | 1:1 | 0.034 | 36.91 | |
| 2510.0 | 20850 | Low | LTE Band 7 | 20 | 23.17 | 0 | Left | Cheek | QPSK | 1 | 0 | 1:1 | 0.071 | 34.66 | |
| 2510.0 | 20850 | Low | LTE Band 7 | 20 | 22.22 | 1 | Left | Cheek | QPSK | 50 | 0 | 1:1 | 0.052 | 35.06 | |
| 2510.0 | 20850 | Low | LTE Band 7 | 20 | 23.17 | 0 | Left | Tilt | QPSK | 1 | 0 | 1:1 | 0.072 | 34.60 | |
| 2510.0 | 20850 | Low | LTE Band 7 | 20 | 22.22 | 1 | Left | Tilt | QPSK | 50 | 0 | 1:1 | 0.069 | 33.83 | |
| 3646.7 | 56207 | Mid-High | LTE Band 48 | 20 | 18.40 | 0 | Right | Cheek | QPSK | 1 | 50 | 1:1.58 | 0.331 | 21.22 | 20.07 |
| 3646.7 | 56207 | Mid-High | LTE Band 48 | 20 | 18.58 | 0 | Right | Cheek | QPSK | 50 | 25 | 1:1.58 | 0.337 | 21.32 | |
| 3646.7 | 56207 | Mid-High | LTE Band 48 | 20 | 18.40 | 0 | Right | Tilt | QPSK | 1 | 50 | 1:1.58 | 0.427 | 20.11 | |
| 3646.7 | 56207 | Mid-High | LTE Band 48 | 20 | 18.58 | 0 | Right | Tilt | QPSK | 50 | 25 | 1:1.58 | 0.449 | 20.07 | |
| 3646.7 | 56207 | Mid-High | LTE Band 48 | 20 | 18.40 | 0 | Left | Cheek | QPSK | 1 | 50 | 1:1.58 | 0.094 | 26.68 | |
| 3646.7 | 56207 | Mid-High | LTE Band 48 | 20 | 18.58 | 0 | Left | Cheek | QPSK | 50 | 25 | 1:1.58 | 0.097 | 26.73 | |
| 3646.7 | 56207 | Mid-High | LTE Band 48 | 20 | 18.40 | 0 | Left | Tilt | QPSK | 1 | 50 | 1:1.58 | 0.106 | 26.16 | |
| 3646.7 | 56207 | Mid-High | LTE Band 48 | 20 | 18.58 | 0 | Left | Tilt | QPSK | 50 | 25 | 1:1.58 | 0.105 | 26.38 | |
| 2506.0 | 39750 | Low | LTE Band 41 | 20 | 24.11 | 0 | Right | Cheek | QPSK | 1 | 99 | 1:1.58 | 0.052 | 34.96 | 34.72 |
| 2506.0 | 39750 | Low | LTE Band 41 | 20 | 23.23 | 1 | Right | Cheek | QPSK | 50 | 25 | 1:1.58 | 0.043 | 34.91 | |
| 2506.0 | 39750 | Low | LTE Band 41 | 20 | 24.11 | 0 | Right | Tilt | QPSK | 1 | 99 | 1:1.58 | 0.028 | 37.65 | |
| 2506.0 | 39750 | Low | LTE Band 41 | 20 | 23.23 | 1 | Right | Tilt | QPSK | 50 | 25 | 1:1.58 | 0.021 | 38.02 | |
| 2506.0 | 39750 | Low | LTE Band 41 | 20 | 24.11 | 0 | Left | Cheek | QPSK | 1 | 99 | 1:1.58 | 0.055 | 34.72 | |
| 2506.0 | 39750 | Low | LTE Band 41 | 20 | 23.23 | 1 | Left | Cheek | QPSK | 50 | 25 | 1:1.58 | 0.040 | 35.22 | |
| 2506.0 | 39750 | Low | LTE Band 41 | 20 | 24.11 | 0 | Left | Tilt | QPSK | 1 | 99 | 1:1.58 | 0.048 | 35.31 | |
| 2506.0 | 39750 | Low | LTE Band 41 | 20 | 23.23 | 1 | Left | Tilt | QPSK | 50 | 25 | 1:1.58 | 0.041 | 35.12 | |

For some bands/modes, a lower P_{Limit} was selected as a more conservative evaluation.




| | | | | |
|------------------------------------|--|------------------------|---|---------------------------------|
| FCC ID: A3LSMN986U |  Proud to be part of  | PART 0 SAR CHAR REPORT |  | Approved by: Quality Manager |
| Test Dates: 04/22/20 – 06/07/20 | DUT Type: Portable Handset | | | APPENDIX A: Page 3 of 21 |

Table A-4
DSI = 2 P_{Limit} Calculations – 5G Head SAR

| MEASUREMENT RESULTS | | | | | | | | | | | | | | | | |
|---------------------|--------|------|-----------------|-----------------------|----------|------|---------------|------------|-----------------|-----------|------------|-----------------|--------------|----------------------|-------|--|
| FREQUENCY | | Mode | Bandwidth [MHz] | Conducted Power [dBm] | MPR [dB] | Side | Test Position | Modulation | RB Size | RB Offset | Duty Cycle | SAR (1g) [W/kg] | PLimit [dBm] | Minimum PLimit [dBm] | | |
| MHz | Ch. | | | | | | | | | | | | | | | |
| 680.50 | 136100 | Mid | NR Band n71 | 20 | 25.05 | 0 | Right | Cheek | DFT-s-OFDM QPSK | 1 | 53 | 1:1 | 0.083 | 35.86 | 34.45 | |
| 680.50 | 136100 | Mid | NR Band n71 | 20 | 24.66 | 0 | Right | Cheek | DFT-s-OFDM QPSK | 50 | 28 | 1:1 | 0.083 | 35.47 | | |
| 680.50 | 136100 | Mid | NR Band n71 | 20 | 25.05 | 0 | Right | Tilt | DFT-s-OFDM QPSK | 1 | 53 | 1:1 | 0.043 | 38.72 | | |
| 680.50 | 136100 | Mid | NR Band n71 | 20 | 24.66 | 0 | Right | Tilt | DFT-s-OFDM QPSK | 50 | 28 | 1:1 | 0.046 | 38.03 | | |
| 680.50 | 136100 | Mid | NR Band n71 | 20 | 25.05 | 0 | Left | Cheek | DFT-s-OFDM QPSK | 1 | 53 | 1:1 | 0.112 | 34.56 | | |
| 680.50 | 136100 | Mid | NR Band n71 | 20 | 24.66 | 0 | Left | Cheek | DFT-s-OFDM QPSK | 50 | 28 | 1:1 | 0.105 | 34.45 | | |
| 680.50 | 136100 | Mid | NR Band n71 | 20 | 25.05 | 0 | Left | Tilt | DFT-s-OFDM QPSK | 1 | 53 | 1:1 | 0.049 | 38.15 | | |
| 680.50 | 136100 | Mid | NR Band n71 | 20 | 24.66 | 0 | Left | Tilt | DFT-s-OFDM QPSK | 50 | 28 | 1:1 | 0.047 | 37.94 | | |
| 680.50 | 136100 | Mid | NR Band n71 | 20 | 23.41 | 1.5 | Left | Cheek | CP-OFDM QPSK | 1 | 1 | 1:1 | 0.068 | 35.08 | | |
| 707.50 | 141500 | Mid | NR Band n12 | 15 | 24.78 | 0 | Right | Cheek | DFT-s-OFDM QPSK | 1 | 77 | 1:1 | 0.080 | 35.75 | | |
| 707.50 | 141500 | Mid | NR Band n12 | 15 | 24.54 | 0 | Right | Cheek | DFT-s-OFDM QPSK | 36 | 22 | 1:1 | 0.095 | 34.76 | | |
| 707.50 | 141500 | Mid | NR Band n12 | 15 | 24.78 | 0 | Right | Tilt | DFT-s-OFDM QPSK | 1 | 77 | 1:1 | 0.041 | 38.65 | | |
| 707.50 | 141500 | Mid | NR Band n12 | 15 | 24.54 | 0 | Right | Tilt | DFT-s-OFDM QPSK | 36 | 22 | 1:1 | 0.051 | 37.46 | | |
| 707.50 | 141500 | Mid | NR Band n12 | 15 | 24.78 | 0 | Left | Cheek | DFT-s-OFDM QPSK | 1 | 77 | 1:1 | 0.110 | 34.37 | | |
| 707.50 | 141500 | Mid | NR Band n12 | 15 | 24.54 | 0 | Left | Cheek | DFT-s-OFDM QPSK | 36 | 22 | 1:1 | 0.104 | 34.37 | | |
| 707.50 | 141500 | Mid | NR Band n12 | 15 | 24.78 | 0 | Left | Tilt | DFT-s-OFDM QPSK | 1 | 77 | 1:1 | 0.043 | 38.45 | | |
| 707.50 | 141500 | Mid | NR Band n12 | 15 | 24.54 | 0 | Left | Tilt | DFT-s-OFDM QPSK | 36 | 22 | 1:1 | 0.048 | 37.73 | | |
| 707.50 | 141500 | Mid | NR Band n12 | 15 | 22.95 | 1.5 | Left | Cheek | CP-OFDM QPSK | 1 | 1 | 1:1 | 0.053 | 35.71 | | |
| 836.50 | 167300 | Mid | NR Band n5 | 20 | 25.06 | 0 | Right | Cheek | DFT-s-OFDM QPSK | 1 | 53 | 1:1 | 0.111 | 34.61 | | |
| 836.50 | 167300 | Mid | NR Band n5 | 20 | 24.67 | 0 | Right | Cheek | DFT-s-OFDM QPSK | 50 | 28 | 1:1 | 0.107 | 34.38 | | |
| 836.50 | 167300 | Mid | NR Band n5 | 20 | 25.06 | 0 | Right | Tilt | DFT-s-OFDM QPSK | 1 | 53 | 1:1 | 0.090 | 35.52 | | |
| 836.50 | 167300 | Mid | NR Band n5 | 20 | 24.67 | 0 | Right | Tilt | DFT-s-OFDM QPSK | 50 | 28 | 1:1 | 0.082 | 35.53 | | |
| 836.50 | 167300 | Mid | NR Band n5 | 20 | 25.06 | 0 | Left | Cheek | DFT-s-OFDM QPSK | 1 | 53 | 1:1 | 0.161 | 32.99 | | |
| 836.50 | 167300 | Mid | NR Band n5 | 20 | 24.67 | 0 | Left | Cheek | DFT-s-OFDM QPSK | 50 | 28 | 1:1 | 0.149 | 32.94 | | |
| 836.50 | 167300 | Mid | NR Band n5 | 20 | 25.06 | 0 | Left | Tilt | DFT-s-OFDM QPSK | 1 | 53 | 1:1 | 0.086 | 35.72 | | |
| 836.50 | 167300 | Mid | NR Band n5 | 20 | 24.67 | 0 | Left | Tilt | DFT-s-OFDM QPSK | 50 | 28 | 1:1 | 0.087 | 35.27 | | |
| 836.50 | 167300 | Mid | NR Band n5 | 20 | 23.04 | 1.5 | Left | Cheek | CP-OFDM QPSK | 1 | 1 | 1:1 | 0.104 | 32.87 | | |
| 1720.00 | 344000 | Low | NR Band n66 | 20 | 23.93 | 0 | Right | Cheek | DFT-s-OFDM QPSK | 1 | 53 | 1:1 | 0.120 | 33.14 | | |
| 1720.00 | 344000 | Low | NR Band n66 | 20 | 23.67 | 0 | Right | Cheek | DFT-s-OFDM QPSK | 50 | 28 | 1:1 | 0.120 | 32.88 | | |
| 1720.00 | 344000 | Low | NR Band n66 | 20 | 23.93 | 0 | Right | Tilt | DFT-s-OFDM QPSK | 1 | 53 | 1:1 | 0.091 | 34.34 | | |
| 1720.00 | 344000 | Low | NR Band n66 | 20 | 23.67 | 0 | Right | Tilt | DFT-s-OFDM QPSK | 50 | 28 | 1:1 | 0.085 | 34.38 | | |
| 1720.00 | 344000 | Low | NR Band n66 | 20 | 23.93 | 0 | Left | Cheek | DFT-s-OFDM QPSK | 1 | 53 | 1:1 | 0.107 | 33.64 | | |
| 1720.00 | 344000 | Low | NR Band n66 | 20 | 23.67 | 0 | Left | Cheek | DFT-s-OFDM QPSK | 50 | 28 | 1:1 | 0.098 | 33.76 | | |
| 1720.00 | 344000 | Low | NR Band n66 | 20 | 23.93 | 0 | Left | Tilt | DFT-s-OFDM QPSK | 1 | 53 | 1:1 | 0.097 | 34.06 | | |
| 1720.00 | 344000 | Low | NR Band n66 | 20 | 23.67 | 0 | Left | Tilt | DFT-s-OFDM QPSK | 50 | 28 | 1:1 | 0.089 | 34.18 | | |
| 1745.00 | 349000 | Mid | NR Band n66 | 20 | 22.12 | 1.5 | Right | Cheek | CP-OFDM QPSK | 1 | 1 | 1:1 | 0.077 | 33.26 | | |
| 1905.00 | 381000 | High | NR Band n25 | 20 | 23.91 | 0 | Right | Cheek | DFT-s-OFDM QPSK | 1 | 53 | 1:1 | 0.124 | 32.98 | | |
| 1905.00 | 381000 | High | NR Band n25 | 20 | 23.91 | 0 | Right | Cheek | DFT-s-OFDM QPSK | 50 | 28 | 1:1 | 0.129 | 32.80 | | |
| 1905.00 | 381000 | High | NR Band n25 | 20 | 23.91 | 0 | Right | Tilt | DFT-s-OFDM QPSK | 1 | 53 | 1:1 | 0.058 | 36.28 | | |
| 1905.00 | 381000 | High | NR Band n25 | 20 | 23.91 | 0 | Right | Tilt | DFT-s-OFDM QPSK | 50 | 28 | 1:1 | 0.051 | 36.83 | | |
| 1905.00 | 381000 | High | NR Band n25 | 20 | 23.91 | 0 | Left | Cheek | DFT-s-OFDM QPSK | 1 | 53 | 1:1 | 0.099 | 33.95 | | |
| 1905.00 | 381000 | High | NR Band n25 | 20 | 23.91 | 0 | Left | Cheek | DFT-s-OFDM QPSK | 50 | 28 | 1:1 | 0.091 | 34.32 | | |
| 1905.00 | 381000 | High | NR Band n25 | 20 | 23.91 | 0 | Left | Tilt | DFT-s-OFDM QPSK | 1 | 53 | 1:1 | 0.101 | 33.87 | | |
| 1905.00 | 381000 | High | NR Band n25 | 20 | 23.91 | 0 | Left | Tilt | DFT-s-OFDM QPSK | 50 | 28 | 1:1 | 0.098 | 34.00 | | |
| 1905.00 | 381000 | High | NR Band n25 | 20 | 22.31 | 1.5 | Right | Cheek | CP-OFDM QPSK | 1 | 1 | 1:1 | 0.090 | 32.77 | | |
| 2592.99 | 518598 | Mid | NR Band n41 | 100 | 22.91 | 0 | Right | Cheek | DFT-s-OFDM QPSK | 1 | 1 | 1:4 | 0.511 | 19.81 | | |
| 2592.99 | 518598 | Mid | NR Band n41 | 100 | 22.87 | 0 | Right | Cheek | DFT-s-OFDM QPSK | 135 | 0 | 1:4 | 0.467 | 20.16 | | |
| 2592.99 | 518598 | Mid | NR Band n41 | 100 | 22.91 | 0 | Right | Tilt | DFT-s-OFDM QPSK | 1 | 1 | 1:4 | 0.682 | 18.55 | | |
| 2592.99 | 518598 | Mid | NR Band n41 | 100 | 22.87 | 0 | Right | Tilt | DFT-s-OFDM QPSK | 135 | 0 | 1:4 | 0.580 | 19.22 | | |
| 2592.99 | 518598 | Mid | NR Band n41 | 100 | 22.82 | 0 | Right | Tilt | DFT-s-OFDM QPSK | 270 | 0 | 1:4 | 0.590 | 19.09 | | |
| 2592.99 | 518598 | Mid | NR Band n41 | 100 | 22.91 | 0 | Left | Cheek | DFT-s-OFDM QPSK | 1 | 1 | 1:4 | 0.547 | 19.51 | | |
| 2592.99 | 518598 | Mid | NR Band n41 | 100 | 22.87 | 0 | Left | Cheek | DFT-s-OFDM QPSK | 135 | 0 | 1:4 | 0.487 | 19.97 | | |
| 2592.99 | 518598 | Mid | NR Band n41 | 100 | 22.82 | 0 | Left | Cheek | DFT-s-OFDM QPSK | 270 | 0 | 1:4 | 0.477 | 20.01 | | |
| 2592.99 | 518598 | Mid | NR Band n41 | 100 | 22.91 | 0 | Left | Tilt | DFT-s-OFDM QPSK | 1 | 1 | 1:4 | 0.627 | 18.92 | | |
| 2592.99 | 518598 | Mid | NR Band n41 | 100 | 22.87 | 0 | Left | Tilt | DFT-s-OFDM QPSK | 135 | 0 | 1:4 | 0.609 | 19.00 | | |
| 2592.99 | 518598 | Mid | NR Band n41 | 100 | 22.82 | 0 | Left | Tilt | DFT-s-OFDM QPSK | 270 | 0 | 1:4 | 0.518 | 19.66 | | |
| 2592.99 | 518598 | Mid | NR Band n41 | 100 | 22.87 | 0 | Right | Tilt | CP-OFDM QPSK | 1 | 1 | 1:4 | 0.501 | 19.85 | | |

For some bands/modes, a lower P_{Limit} was selected as a more conservative evaluation.




| | | | | |
|------------------------------------|--|------------------------|---|---------------------------------|
| FCC ID: A3LSMN986U |  Proud to be part of  | PART 0 SAR CHAR REPORT |  | Approved by: Quality Manager |
| Test Dates: 04/22/20 – 06/07/20 | DUT Type: Portable Handset | | | APPENDIX A: Page 4 of 21 |

Table A-5
DSI = 0 P_{Limit} Calculations – 2G/3G Body-Worn SAR

| MEASUREMENT RESULTS | | | | | | | | | | |
|---------------------|------|------------------|-------------|-----------------------|--------------|------|------------|----------|--------|----------------|
| FREQUENCY | | Mode/Band | Service | Conducted Power [dBm] | Spacing (mm) | Side | Duty Cycle | SAR (1g) | PLimit | Minimum PLimit |
| MHz | Ch. | | | | | | | (W/kg) | [dBm] | [dBm] |
| 820.10 | 564 | CDMA BC10 (§90S) | TDSO / SO32 | 24.69 | 15 | Back | 1:1 | 0.349 | 29.26 | 29.26 |
| 836.52 | 384 | CDMA BC0 (§22H) | TDSO / SO32 | 24.92 | 15 | Back | 1:1 | 0.335 | 29.67 | 29.67 |
| 1851.25 | 25 | PCS CDMA | TDSO / SO32 | 23.59 | 15 | Back | 1:1 | 0.604 | 25.78 | 25.65 |
| 1880.00 | 600 | PCS CDMA | TDSO / SO32 | 23.36 | 15 | Back | 1:1 | 0.585 | 25.69 | |
| 1908.75 | 1175 | PCS CDMA | TDSO / SO32 | 23.82 | 15 | Back | 1:1 | 0.656 | 25.65 | |
| 836.60 | 190 | GSM 850 | GSM | 32.86 | 15 | Back | 1:8.3 | 0.238 | 29.89 | 29.89 |
| 1880.00 | 661 | GSM 1900 | GSM | 29.74 | 15 | Back | 1:8.3 | 0.334 | 25.30 | 25.30 |
| 836.60 | 4183 | UMTS 850 | RMC | 25.20 | 15 | Back | 1:1 | 0.324 | 30.09 | 30.09 |
| 1712.40 | 1312 | UMTS 1750 | RMC | 23.91 | 15 | Back | 1:1 | 0.618 | 26.00 | 25.50 |
| 1732.40 | 1412 | UMTS 1750 | RMC | 23.89 | 15 | Back | 1:1 | 0.690 | 25.50 | |
| 1752.60 | 1513 | UMTS 1750 | RMC | 23.88 | 15 | Back | 1:1 | 0.610 | 26.03 | |
| 1852.40 | 9262 | UMTS 1900 | RMC | 23.75 | 15 | Back | 1:1 | 0.586 | 26.07 | 25.14 |
| 1880.00 | 9400 | UMTS 1900 | RMC | 23.34 | 15 | Back | 1:1 | 0.661 | 25.14 | |
| 1907.60 | 9538 | UMTS 1900 | RMC | 23.68 | 15 | Back | 1:1 | 0.710 | 25.17 | |

For some bands/modes, a lower P_{Limit} was selected as a more conservative evaluation.




| | | | | |
|------------------------------------|--|-----------------------------|---|---------------------------------|
| FCC ID: A3LSMN986U |  Proud to be part of  | PART 0 SAR CHAR REPORT |  | Approved by: Quality Manager |
| Test Dates: 04/22/20 – 06/07/20 | DUT Type: Portable Handset | APPENDIX A: Page 5 of 21 | | |

Table A-6
DSI = 0 P_{Limit} Calculations – 4G Body-Worn SAR

| MEASUREMENT RESULTS | | | | | | | | | | | | | | | |
|---------------------|--------|---------|--------------------|-----------------|-----------------------|----------|------------|---------|-----------|--------------|------|------------|----------|--------|----------------|
| FREQUENCY | | | Mode | Bandwidth [MHz] | Conducted Power [dBm] | MPR [dB] | Modulation | RB Size | RB Offset | Spacing (mm) | Side | Duty Cycle | SAR (1g) | PLimit | Minimum PLimit |
| MHz | Ch. | (W/kg) | | | | | | | | | | | [dBm] | [dBm] | |
| 680.50 | 133297 | Mid | LTE Band 71 | 20 | 25.17 | 0 | QPSK | 1 | 0 | 15 | Back | 1:1 | 0.213 | 31.89 | 31.53 |
| 680.50 | 133297 | Mid | LTE Band 71 | 20 | 24.20 | 1 | QPSK | 50 | 0 | 15 | Back | 1:1 | 0.185 | 31.53 | |
| 707.50 | 23095 | Mid | LTE Band 12 | 10 | 25.23 | 0 | QPSK | 1 | 0 | 15 | Back | 1:1 | 0.220 | 31.81 | 31.69 |
| 707.50 | 23095 | Mid | LTE Band 12 | 10 | 24.31 | 1 | QPSK | 25 | 12 | 15 | Back | 1:1 | 0.183 | 31.69 | |
| 782.00 | 23230 | Mid | LTE Band 13 | 10 | 25.21 | 0 | QPSK | 1 | 25 | 15 | Back | 1:1 | 0.335 | 29.96 | 29.42 |
| 782.00 | 23230 | Mid | LTE Band 13 | 10 | 24.28 | 1 | QPSK | 25 | 0 | 15 | Back | 1:1 | 0.306 | 29.42 | |
| 793.00 | 23330 | Mid | LTE Band 14 | 10 | 25.06 | 0 | QPSK | 1 | 0 | 15 | Back | 1:1 | 0.361 | 29.48 | 29.48 |
| 793.00 | 23330 | Mid | LTE Band 14 | 10 | 24.07 | 1 | QPSK | 25 | 25 | 15 | Back | 1:1 | 0.264 | 29.85 | |
| 831.50 | 26865 | Mid | LTE Band 26 (Cell) | 15 | 25.25 | 0 | QPSK | 1 | 36 | 15 | Back | 1:1 | 0.295 | 30.55 | 30.49 |
| 831.50 | 26865 | Mid | LTE Band 26 (Cell) | 15 | 24.24 | 1 | QPSK | 36 | 18 | 15 | Back | 1:1 | 0.237 | 30.49 | |
| 836.50 | 20525 | Mid | LTE Band 5 (Cell) | 10 | 25.15 | 0 | QPSK | 1 | 0 | 15 | Back | 1:1 | 0.319 | 30.11 | 29.75 |
| 836.50 | 20525 | Mid | LTE Band 5 (Cell) | 10 | 24.16 | 1 | QPSK | 25 | 12 | 15 | Back | 1:1 | 0.276 | 29.75 | |
| 1720.00 | 132072 | Low | LTE Band 66 (AWS) | 20 | 23.68 | 0 | QPSK | 1 | 50 | 15 | Back | 1:1 | 0.717 | 25.12 | 24.86 |
| 1745.00 | 132322 | Mid | LTE Band 66 (AWS) | 20 | 23.54 | 0 | QPSK | 1 | 50 | 15 | Back | 1:1 | 0.738 | 24.86 | |
| 1770.00 | 132572 | High | LTE Band 66 (AWS) | 20 | 23.67 | 0 | QPSK | 1 | 0 | 15 | Back | 1:1 | 0.760 | 24.86 | |
| 1720.00 | 132072 | Low | LTE Band 66 (AWS) | 20 | 22.91 | 1 | QPSK | 50 | 25 | 15 | Back | 1:1 | 0.585 | 25.24 | |
| 1720.00 | 132072 | Low | LTE Band 66 (AWS) | 20 | 22.84 | 1 | QPSK | 100 | 0 | 15 | Back | 1:1 | 0.586 | 25.16 | |
| 1860.00 | 26140 | Low | LTE Band 25 (PCS) | 20 | 23.75 | 0 | QPSK | 1 | 50 | 15 | Back | 1:1 | 0.680 | 25.42 | 25.28 |
| 1882.50 | 26365 | Mid | LTE Band 25 (PCS) | 20 | 23.67 | 0 | QPSK | 1 | 50 | 15 | Back | 1:1 | 0.641 | 25.60 | |
| 1905.00 | 26590 | High | LTE Band 25 (PCS) | 20 | 23.66 | 0 | QPSK | 1 | 99 | 15 | Back | 1:1 | 0.684 | 25.31 | |
| 1860.00 | 26140 | Low | LTE Band 25 (PCS) | 20 | 22.82 | 1 | QPSK | 50 | 0 | 15 | Back | 1:1 | 0.548 | 25.43 | |
| 1905.00 | 26590 | High | LTE Band 25 (PCS) | 20 | 22.68 | 1 | QPSK | 100 | 0 | 15 | Back | 1:1 | 0.550 | 25.28 | |
| 2310.00 | 27710 | Mid | LTE Band 30 | 10 | 23.58 | 0 | QPSK | 1 | 49 | 15 | Back | 1:1 | 0.481 | 26.76 | 26.45 |
| 2310.00 | 27710 | Mid | LTE Band 30 | 10 | 22.63 | 1 | QPSK | 25 | 12 | 15 | Back | 1:1 | 0.415 | 26.45 | |
| 2510.00 | 20850 | Low | LTE Band 7 | 20 | 23.17 | 0 | QPSK | 1 | 0 | 15 | Back | 1:1 | 0.387 | 27.29 | 26.88 |
| 2510.00 | 20850 | Low | LTE Band 7 | 20 | 22.22 | 1 | QPSK | 50 | 0 | 15 | Back | 1:1 | 0.342 | 26.88 | |
| 3603.30 | 55773 | Low-Mid | LTE Band 48 | 20 | 24.80 | 0 | QPSK | 1 | 50 | 15 | Back | 1:1.58 | 0.249 | 28.85 | 28.62 |
| 3603.30 | 55773 | Low-Mid | LTE Band 48 | 20 | 23.66 | 1 | QPSK | 50 | 25 | 15 | Back | 1:1.58 | 0.202 | 28.62 | |
| 2506.00 | 39750 | Low | LTE Band 41 | 20 | 24.11 | 0 | QPSK | 1 | 99 | 15 | Back | 1:1.58 | 0.203 | 29.05 | 29.05 |
| 2506.00 | 39750 | Low | LTE Band 41 | 20 | 23.23 | 1 | QPSK | 50 | 25 | 15 | Back | 1:1.58 | 0.161 | 29.18 | |

For some bands/modes, a lower P_{Limit} was selected as a more conservative evaluation.




| | | | | |
|------------------------------------|--|-----------------------------|---|---------------------------------|
| FCC ID: A3LSMN986U |  Proud to be part of  | PART 0 SAR CHAR REPORT |  | Approved by: Quality Manager |
| Test Dates: 04/22/20 – 06/07/20 | DUT Type: Portable Handset | APPENDIX A: Page 6 of 21 | | |

Table A-7
DSI = 0 P_{Limit} Calculations – 5G Body-Worn SAR

| MEASUREMENT RESULTS | | | | | | | | | | | | | | | |
|---------------------|--------|------|-------------|-----------------|-----------------------|----------|-----------------|---------|-----------|--------------|------|------------|----------|--------|----------------|
| FREQUENCY | | | Mode | Bandwidth [MHz] | Conducted Power [dBm] | MPR [dB] | Modulation | RB Size | RB Offset | Spacing (mm) | Side | Duty Cycle | SAR (1g) | PLimit | Minimum PLimit |
| MHz | Ch. | | | | | | | | | | | | (W/kg) | [dBm] | [dBm] |
| 680.50 | 136100 | Mid | NR Band n71 | 20 | 25.05 | 0 | DFT-s-OFDM QPSK | 1 | 53 | 15 | Back | 1:1 | 0.205 | 31.93 | 31.77 |
| 680.50 | 136100 | Mid | NR Band n71 | 20 | 24.66 | 0 | DFT-s-OFDM QPSK | 50 | 28 | 15 | Back | 1:1 | 0.193 | 31.80 | |
| 680.50 | 136100 | Mid | NR Band n71 | 20 | 23.41 | 1.5 | CP-OFDM QPSK | 1 | 1 | 15 | Back | 1:1 | 0.146 | 31.77 | |
| 707.50 | 141500 | Mid | NR Band n12 | 15 | 24.78 | 0 | DFT-s-OFDM QPSK | 1 | 77 | 15 | Back | 1:1 | 0.192 | 31.95 | 31.95 |
| 707.50 | 141500 | Mid | NR Band n12 | 15 | 24.54 | 0 | DFT-s-OFDM QPSK | 36 | 22 | 15 | Back | 1:1 | 0.174 | 32.13 | |
| 707.50 | 141500 | Mid | NR Band n12 | 15 | 22.95 | 1.5 | CP-OFDM QPSK | 1 | 1 | 15 | Back | 1:1 | 0.101 | 32.91 | |
| 836.50 | 167300 | Mid | NR Band n5 | 20 | 25.06 | 0 | DFT-s-OFDM QPSK | 1 | 53 | 15 | Back | 1:1 | 0.264 | 30.84 | 30.60 |
| 836.50 | 167300 | Mid | NR Band n5 | 20 | 24.67 | 0 | DFT-s-OFDM QPSK | 50 | 28 | 15 | Back | 1:1 | 0.255 | 30.60 | |
| 836.50 | 167300 | Mid | NR Band n5 | 20 | 23.04 | 1.5 | CP-OFDM QPSK | 1 | 1 | 15 | Back | 1:1 | 0.146 | 31.40 | |
| 1720.00 | 344000 | Low | NR Band n66 | 20 | 23.93 | 0 | DFT-s-OFDM QPSK | 1 | 53 | 15 | Back | 1:1 | 0.782 | 25.00 | 24.34 |
| 1745.00 | 349000 | Mid | NR Band n66 | 20 | 23.78 | 0 | DFT-s-OFDM QPSK | 1 | 53 | 15 | Back | 1:1 | 0.860 | 24.44 | |
| 1770.00 | 354000 | High | NR Band n66 | 20 | 23.76 | 0 | DFT-s-OFDM QPSK | 1 | 53 | 15 | Back | 1:1 | 0.707 | 25.27 | |
| 1720.00 | 344000 | Low | NR Band n66 | 20 | 23.67 | 0 | DFT-s-OFDM QPSK | 50 | 28 | 15 | Back | 1:1 | 0.765 | 24.83 | |
| 1745.00 | 349000 | Mid | NR Band n66 | 20 | 23.54 | 0 | DFT-s-OFDM QPSK | 50 | 28 | 15 | Back | 1:1 | 0.831 | 24.34 | |
| 1770.00 | 354000 | High | NR Band n66 | 20 | 23.56 | 0 | DFT-s-OFDM QPSK | 50 | 28 | 15 | Back | 1:1 | 0.718 | 25.00 | |
| 1720.00 | 344000 | Low | NR Band n66 | 20 | 22.69 | 0 | DFT-s-OFDM QPSK | 100 | 0 | 15 | Back | 1:1 | 0.683 | 24.35 | |
| 1745.00 | 349000 | Mid | NR Band n66 | 20 | 22.12 | 1.5 | CP-OFDM QPSK | 1 | 1 | 15 | Back | 1:1 | 0.557 | 24.66 | |
| 1860.00 | 372000 | Low | NR Band n25 | 20 | 23.87 | 0 | DFT-s-OFDM QPSK | 1 | 53 | 15 | Back | 1:1 | 0.641 | 25.80 | 25.72 |
| 1882.50 | 376500 | Mid | NR Band n25 | 20 | 23.47 | 0 | DFT-s-OFDM QPSK | 1 | 1 | 15 | Back | 1:1 | 0.546 | 26.10 | |
| 1905.00 | 381000 | High | NR Band n25 | 20 | 23.91 | 0 | DFT-s-OFDM QPSK | 1 | 53 | 15 | Back | 1:1 | 0.659 | 25.72 | |
| 1905.00 | 381000 | High | NR Band n25 | 20 | 23.91 | 0 | DFT-s-OFDM QPSK | 50 | 28 | 15 | Back | 1:1 | 0.653 | 25.76 | |
| 1905.00 | 381000 | High | NR Band n25 | 20 | 22.31 | 1.5 | CP-OFDM QPSK | 1 | 1 | 15 | Back | 1:1 | 0.397 | 26.32 | |
| 2592.99 | 518598 | Mid | NR Band n41 | 100 | 24.56 | 0 | DFT-s-OFDM QPSK | 1 | 137 | 15 | Back | 1:4 | 0.081 | 29.45 | 28.44 |
| 2592.99 | 518598 | Mid | NR Band n41 | 100 | 24.32 | 0 | DFT-s-OFDM QPSK | 135 | 69 | 15 | Back | 1:4 | 0.078 | 29.38 | |
| 2592.99 | 518598 | Mid | NR Band n41 | 100 | 23.03 | 1.5 | CP-OFDM QPSK | 1 | 1 | 15 | Back | 1:4 | 0.072 | 28.44 | |

For some bands/modes, a lower P_{Limit} was selected as a more conservative evaluation.




| | | | | |
|------------------------------------|--|-----------------------------|---|---------------------------------|
| FCC ID: A3LSMN986U |  Proud to be part of  | PART 0 SAR CHAR REPORT |  | Approved by: Quality Manager |
| Test Dates: 04/22/20 – 06/07/20 | DUT Type: Portable Handset | APPENDIX A: Page 7 of 21 | | |

Table A-8
DSI = 3 P_{Limit} Calculations – 2G/3G Hotspot SAR

| MEASUREMENT RESULTS | | | | | | | | | | | |
|---------------------|------|------------------|-------------|-----------------------|--------------|--------|-----------------|------------|----------|--------|----------------|
| FREQUENCY | | Mode/Band | Service | Conducted Power [dBm] | Spacing (mm) | Side | # of GPRS Slots | Duty Cycle | SAR (1g) | PLimit | Minimum PLimit |
| MHz | Ch. | | | | | | | | (W/kg) | [dBm] | [dBm] |
| 820.10 | 564 | CDMA BC10 (§90S) | EVDO Rev. 0 | 24.38 | 10 | Back | N/A | 1:1 | 0.799 | 25.35 | 25.35 |
| 820.10 | 564 | CDMA BC10 (§90S) | EVDO Rev. 0 | 24.38 | 10 | Front | N/A | 1:1 | 0.529 | 27.15 | 25.35 |
| 820.10 | 564 | CDMA BC10 (§90S) | EVDO Rev. 0 | 24.38 | 10 | Bottom | N/A | 1:1 | 0.400 | 28.36 | 25.35 |
| 820.10 | 564 | CDMA BC10 (§90S) | EVDO Rev. 0 | 24.38 | 10 | Right | N/A | 1:1 | 0.060 | 36.60 | 25.35 |
| 820.10 | 564 | CDMA BC10 (§90S) | EVDO Rev. 0 | 24.38 | 10 | Left | N/A | 1:1 | 0.226 | 30.84 | 25.35 |
| 824.70 | 1013 | CDMA BC0 (§22H) | EVDO Rev. 0 | 24.61 | 10 | Back | N/A | 1:1 | 0.626 | 26.64 | 26.31 |
| 836.52 | 384 | CDMA BC0 (§22H) | EVDO Rev. 0 | 24.38 | 10 | Back | N/A | 1:1 | 0.641 | 26.31 | 26.31 |
| 848.31 | 777 | CDMA BC0 (§22H) | EVDO Rev. 0 | 24.21 | 10 | Back | N/A | 1:1 | 0.571 | 26.64 | 26.31 |
| 836.52 | 384 | CDMA BC0 (§22H) | EVDO Rev. 0 | 24.38 | 10 | Front | N/A | 1:1 | 0.460 | 27.75 | 26.31 |
| 836.52 | 384 | CDMA BC0 (§22H) | EVDO Rev. 0 | 24.38 | 10 | Bottom | N/A | 1:1 | 0.366 | 28.75 | 26.31 |
| 836.52 | 384 | CDMA BC0 (§22H) | EVDO Rev. 0 | 24.38 | 10 | Right | N/A | 1:1 | 0.045 | 37.85 | 26.31 |
| 836.52 | 384 | CDMA BC0 (§22H) | EVDO Rev. 0 | 24.38 | 10 | Left | N/A | 1:1 | 0.211 | 31.14 | 26.31 |
| 1880.00 | 600 | PCS CDMA | EVDO Rev. 0 | 18.70 | 10 | Back | N/A | 1:1 | 0.534 | 21.42 | 18.60 |
| 1880.00 | 600 | PCS CDMA | EVDO Rev. 0 | 18.70 | 10 | Front | N/A | 1:1 | 0.362 | 23.11 | 18.60 |
| 1851.25 | 25 | PCS CDMA | EVDO Rev. 0 | 18.99 | 10 | Bottom | N/A | 1:1 | 0.876 | 19.56 | 18.60 |
| 1880.00 | 600 | PCS CDMA | EVDO Rev. 0 | 18.70 | 10 | Bottom | N/A | 1:1 | 0.913 | 19.10 | 18.60 |
| 1908.75 | 1175 | PCS CDMA | EVDO Rev. 0 | 18.93 | 10 | Bottom | N/A | 1:1 | 1.080 | 18.60 | 18.60 |
| 1880.00 | 600 | PCS CDMA | EVDO Rev. 0 | 18.70 | 10 | Right | N/A | 1:1 | 0.066 | 30.50 | 18.60 |
| 1880.00 | 600 | PCS CDMA | EVDO Rev. 0 | 18.70 | 10 | Left | N/A | 1:1 | 0.050 | 31.71 | 18.60 |
| 824.20 | 128 | GSM 850 | GPRS | 29.71 | 10 | Back | 3 | 1.2.76 | 0.574 | 27.69 | 26.74 |
| 836.60 | 190 | GSM 850 | GPRS | 29.42 | 10 | Back | 3 | 1.2.76 | 0.668 | 26.74 | 26.74 |
| 848.80 | 251 | GSM 850 | GPRS | 29.81 | 10 | Back | 3 | 1.2.76 | 0.547 | 28.00 | 26.74 |
| 836.60 | 190 | GSM 850 | GPRS | 29.42 | 10 | Front | 3 | 1.2.76 | 0.295 | 30.29 | 26.74 |
| 836.60 | 190 | GSM 850 | GPRS | 29.42 | 10 | Bottom | 3 | 1.2.76 | 0.227 | 31.43 | 26.74 |
| 836.60 | 190 | GSM 850 | GPRS | 29.42 | 10 | Right | 3 | 1.2.76 | 0.033 | 39.80 | 26.74 |
| 836.60 | 190 | GSM 850 | GPRS | 29.42 | 10 | Left | 3 | 1.2.76 | 0.134 | 33.72 | 26.74 |
| 1880.00 | 661 | GSM 1900 | GPRS | 22.10 | 10 | Back | 4 | 1.2.076 | 0.315 | 23.94 | 20.52 |
| 1880.00 | 661 | GSM 1900 | GPRS | 22.10 | 10 | Front | 4 | 1.2.076 | 0.255 | 24.85 | 20.52 |
| 1850.20 | 512 | GSM 1900 | GPRS | 22.26 | 10 | Bottom | 4 | 1.2.076 | 0.630 | 21.09 | 20.52 |
| 1880.00 | 661 | GSM 1900 | GPRS | 22.10 | 10 | Bottom | 4 | 1.2.076 | 0.617 | 21.02 | 20.52 |
| 1909.80 | 810 | GSM 1900 | GPRS | 22.20 | 10 | Bottom | 4 | 1.2.076 | 0.708 | 20.52 | 20.52 |
| 1880.00 | 661 | GSM 1900 | GPRS | 22.10 | 10 | Right | 4 | 1.2.076 | 0.037 | 33.24 | 20.52 |
| 1880.00 | 661 | GSM 1900 | GPRS | 22.10 | 10 | Left | 4 | 1.2.076 | 0.036 | 33.36 | 20.52 |
| 826.40 | 4132 | UMTS 850 | RMC | 25.18 | 10 | Back | N/A | 1:1 | 0.561 | 27.69 | 27.22 |
| 836.60 | 4183 | UMTS 850 | RMC | 25.20 | 10 | Back | N/A | 1:1 | 0.628 | 27.22 | 27.22 |
| 846.60 | 4233 | UMTS 850 | RMC | 24.85 | 10 | Back | N/A | 1:1 | 0.473 | 28.10 | 27.22 |
| 836.60 | 4183 | UMTS 850 | RMC | 25.20 | 10 | Front | N/A | 1:1 | 0.434 | 28.83 | 27.22 |
| 836.60 | 4183 | UMTS 850 | RMC | 25.20 | 10 | Bottom | N/A | 1:1 | 0.353 | 29.72 | 27.22 |
| 836.60 | 4183 | UMTS 850 | RMC | 25.20 | 10 | Right | N/A | 1:1 | 0.042 | 38.97 | 27.22 |
| 836.60 | 4183 | UMTS 850 | RMC | 25.20 | 10 | Left | N/A | 1:1 | 0.206 | 32.06 | 27.22 |
| 1752.60 | 1513 | UMTS 1750 | RMC | 19.80 | 10 | Back | N/A | 1:1 | 0.341 | 24.47 | 19.28 |
| 1752.60 | 1513 | UMTS 1750 | RMC | 19.80 | 10 | Front | N/A | 1:1 | 0.273 | 25.44 | 19.28 |
| 1712.40 | 1312 | UMTS 1750 | RMC | 19.32 | 10 | Bottom | N/A | 1:1 | 0.927 | 19.65 | 19.28 |
| 1732.40 | 1412 | UMTS 1750 | RMC | 19.24 | 10 | Bottom | N/A | 1:1 | 0.991 | 19.28 | 19.28 |
| 1752.60 | 1513 | UMTS 1750 | RMC | 19.80 | 10 | Bottom | N/A | 1:1 | 0.968 | 19.94 | 19.28 |
| 1752.60 | 1513 | UMTS 1750 | RMC | 19.80 | 10 | Right | N/A | 1:1 | 0.055 | 32.40 | 19.28 |
| 1752.60 | 1513 | UMTS 1750 | RMC | 19.80 | 10 | Left | N/A | 1:1 | 0.053 | 32.56 | 19.28 |
| 1880.00 | 9400 | UMTS 1900 | RMC | 18.26 | 10 | Back | N/A | 1:1 | 0.427 | 21.96 | 18.60 |
| 1880.00 | 9400 | UMTS 1900 | RMC | 18.26 | 10 | Front | N/A | 1:1 | 0.288 | 23.67 | 18.60 |
| 1852.40 | 9262 | UMTS 1900 | RMC | 18.59 | 10 | Bottom | N/A | 1:1 | 0.840 | 19.35 | 18.60 |
| 1880.00 | 9400 | UMTS 1900 | RMC | 18.26 | 10 | Bottom | N/A | 1:1 | 0.854 | 18.95 | 18.60 |
| 1907.60 | 9538 | UMTS 1900 | RMC | 18.49 | 10 | Bottom | N/A | 1:1 | 0.975 | 18.60 | 18.60 |
| 1880.00 | 9400 | UMTS 1900 | RMC | 18.26 | 10 | Right | N/A | 1:1 | 0.043 | 31.93 | 18.60 |
| 1880.00 | 9400 | UMTS 1900 | RMC | 18.26 | 10 | Left | N/A | 1:1 | 0.046 | 31.63 | 18.60 |

For some bands/modes, a lower P_{Limit} was selected as a more conservative evaluation.




| | | | | |
|------------------------------------|--|------------------------|---|---------------------------------|
| FCC ID: A3LSMN986U |  Proud to be part of  | PART 0 SAR CHAR REPORT |  | Approved by: Quality Manager |
| Test Dates: 04/22/20 – 06/07/20 | DUT Type: Portable Handset | | | APPENDIX A: Page 8 of 21 |

Table A-9
DSI = 3 P_{Limit} Calculations – 4G Hotspot SAR

| MEASUREMENT RESULTS | | | | | | | | | | | | | | | |
|---------------------|--------|------|--------------------|-----------------------|----------|------------|---------|-----------|--------------|------|------------|-----------------|--------------|----------------------|-------|
| FREQUENCY | | Mode | Bandwidth [MHz] | Conducted Power [dBm] | MPR [dB] | Modulation | RB Size | RB Offset | Spacing [mm] | Side | Duty Cycle | SAR (1g) [W/kg] | PLimit [dBm] | Minimum PLimit [dBm] | |
| MHz | Ch. | | | | | | | | | | | | | | |
| 680.50 | 133297 | Mid | LTE Band 71 | 20 | 25.17 | 0 | QPSK | 1 | 0 | 10 | Back | 1:1 | 0.333 | 29.95 | 29.71 |
| 680.50 | 133297 | Mid | LTE Band 71 | 20 | 24.20 | 1 | QPSK | 50 | 0 | 10 | Back | 1:1 | 0.281 | 29.71 | |
| 680.50 | 133297 | Mid | LTE Band 71 | 20 | 25.17 | 0 | QPSK | 1 | 0 | 10 | Front | 1:1 | 0.204 | 32.07 | |
| 680.50 | 133297 | Mid | LTE Band 71 | 20 | 24.20 | 1 | QPSK | 50 | 0 | 10 | Front | 1:1 | 0.164 | 32.05 | |
| 680.50 | 133297 | Mid | LTE Band 71 | 20 | 25.17 | 0 | QPSK | 1 | 0 | 10 | Bottom | 1:1 | 0.173 | 32.79 | |
| 680.50 | 133297 | Mid | LTE Band 71 | 20 | 24.20 | 1 | QPSK | 50 | 0 | 10 | Bottom | 1:1 | 0.145 | 32.59 | |
| 680.50 | 133297 | Mid | LTE Band 71 | 20 | 25.17 | 0 | QPSK | 1 | 0 | 10 | Right | 1:1 | 0.136 | 33.83 | |
| 680.50 | 133297 | Mid | LTE Band 71 | 20 | 24.20 | 1 | QPSK | 50 | 0 | 10 | Right | 1:1 | 0.105 | 33.99 | |
| 680.50 | 133297 | Mid | LTE Band 71 | 20 | 25.17 | 0 | QPSK | 1 | 0 | 10 | Left | 1:1 | 0.259 | 31.04 | |
| 680.50 | 133297 | Mid | LTE Band 71 | 20 | 24.20 | 1 | QPSK | 50 | 0 | 10 | Left | 1:1 | 0.212 | 30.94 | |
| 707.50 | 23095 | Mid | LTE Band 12 | 10 | 25.23 | 0 | QPSK | 1 | 0 | 10 | Back | 1:1 | 0.368 | 29.57 | 29.38 |
| 707.50 | 23095 | Mid | LTE Band 12 | 10 | 24.31 | 1 | QPSK | 25 | 12 | 10 | Back | 1:1 | 0.311 | 29.38 | |
| 707.50 | 23095 | Mid | LTE Band 12 | 10 | 25.23 | 0 | QPSK | 1 | 0 | 10 | Front | 1:1 | 0.227 | 31.67 | |
| 707.50 | 23095 | Mid | LTE Band 12 | 10 | 24.31 | 1 | QPSK | 25 | 12 | 10 | Front | 1:1 | 0.197 | 31.37 | |
| 707.50 | 23095 | Mid | LTE Band 12 | 10 | 25.23 | 0 | QPSK | 1 | 0 | 10 | Bottom | 1:1 | 0.189 | 32.47 | |
| 707.50 | 23095 | Mid | LTE Band 12 | 10 | 24.31 | 1 | QPSK | 25 | 12 | 10 | Bottom | 1:1 | 0.168 | 32.06 | |
| 707.50 | 23095 | Mid | LTE Band 12 | 10 | 25.23 | 0 | QPSK | 1 | 0 | 10 | Right | 1:1 | 0.145 | 33.62 | |
| 707.50 | 23095 | Mid | LTE Band 12 | 10 | 24.31 | 1 | QPSK | 25 | 12 | 10 | Right | 1:1 | 0.122 | 33.45 | |
| 707.50 | 23095 | Mid | LTE Band 12 | 10 | 25.23 | 0 | QPSK | 1 | 0 | 10 | Left | 1:1 | 0.268 | 30.95 | |
| 707.50 | 23095 | Mid | LTE Band 12 | 10 | 24.31 | 1 | QPSK | 25 | 12 | 10 | Left | 1:1 | 0.241 | 30.49 | |
| 782.00 | 23230 | Mid | LTE Band 13 | 10 | 25.21 | 0 | QPSK | 1 | 25 | 10 | Back | 1:1 | 0.648 | 27.09 | 27.05 |
| 782.00 | 23230 | Mid | LTE Band 13 | 10 | 24.28 | 1 | QPSK | 25 | 0 | 10 | Back | 1:1 | 0.528 | 27.05 | |
| 782.00 | 23230 | Mid | LTE Band 13 | 10 | 25.21 | 0 | QPSK | 1 | 25 | 10 | Front | 1:1 | 0.482 | 28.38 | |
| 782.00 | 23230 | Mid | LTE Band 13 | 10 | 24.28 | 1 | QPSK | 25 | 0 | 10 | Front | 1:1 | 0.418 | 28.07 | |
| 782.00 | 23230 | Mid | LTE Band 13 | 10 | 25.21 | 0 | QPSK | 1 | 25 | 10 | Bottom | 1:1 | 0.377 | 29.45 | |
| 782.00 | 23230 | Mid | LTE Band 13 | 10 | 24.28 | 1 | QPSK | 25 | 0 | 10 | Bottom | 1:1 | 0.294 | 29.60 | |
| 782.00 | 23230 | Mid | LTE Band 13 | 10 | 25.21 | 0 | QPSK | 1 | 25 | 10 | Right | 1:1 | 0.088 | 35.77 | |
| 782.00 | 23230 | Mid | LTE Band 13 | 10 | 24.28 | 1 | QPSK | 25 | 0 | 10 | Right | 1:1 | 0.078 | 35.36 | |
| 782.00 | 23230 | Mid | LTE Band 13 | 10 | 25.21 | 0 | QPSK | 1 | 25 | 10 | Left | 1:1 | 0.282 | 30.71 | |
| 782.00 | 23230 | Mid | LTE Band 13 | 10 | 24.28 | 1 | QPSK | 25 | 0 | 10 | Left | 1:1 | 0.257 | 30.18 | |
| 793.00 | 23330 | Mid | LTE Band 14 | 10 | 25.06 | 0 | QPSK | 1 | 0 | 10 | Back | 1:1 | 0.574 | 27.47 | 27.47 |
| 793.00 | 23330 | Mid | LTE Band 14 | 10 | 24.07 | 1 | QPSK | 25 | 25 | 10 | Back | 1:1 | 0.431 | 27.73 | |
| 793.00 | 23330 | Mid | LTE Band 14 | 10 | 25.06 | 0 | QPSK | 1 | 0 | 10 | Front | 1:1 | 0.460 | 28.43 | |
| 793.00 | 23330 | Mid | LTE Band 14 | 10 | 24.07 | 1 | QPSK | 25 | 25 | 10 | Front | 1:1 | 0.333 | 28.85 | |
| 793.00 | 23330 | Mid | LTE Band 14 | 10 | 25.06 | 0 | QPSK | 1 | 0 | 10 | Bottom | 1:1 | 0.369 | 29.39 | |
| 793.00 | 23330 | Mid | LTE Band 14 | 10 | 24.07 | 1 | QPSK | 25 | 25 | 10 | Bottom | 1:1 | 0.293 | 29.40 | |
| 793.00 | 23330 | Mid | LTE Band 14 | 10 | 25.06 | 0 | QPSK | 1 | 0 | 10 | Right | 1:1 | 0.088 | 35.62 | |
| 793.00 | 23330 | Mid | LTE Band 14 | 10 | 24.07 | 1 | QPSK | 25 | 25 | 10 | Right | 1:1 | 0.052 | 36.91 | |
| 793.00 | 23330 | Mid | LTE Band 14 | 10 | 25.06 | 0 | QPSK | 1 | 0 | 10 | Left | 1:1 | 0.308 | 30.17 | |
| 793.00 | 23330 | Mid | LTE Band 14 | 10 | 24.07 | 1 | QPSK | 25 | 25 | 10 | Left | 1:1 | 0.199 | 31.08 | |
| 831.50 | 26865 | Mid | LTE Band 26 (Cell) | 15 | 25.25 | 0 | QPSK | 1 | 36 | 10 | Back | 1:1 | 0.611 | 27.39 | 27.33 |
| 831.50 | 26865 | Mid | LTE Band 26 (Cell) | 15 | 24.24 | 1 | QPSK | 36 | 18 | 10 | Back | 1:1 | 0.491 | 27.33 | |
| 831.50 | 26865 | Mid | LTE Band 26 (Cell) | 15 | 25.25 | 0 | QPSK | 1 | 36 | 10 | Front | 1:1 | 0.434 | 28.88 | |
| 831.50 | 26865 | Mid | LTE Band 26 (Cell) | 15 | 24.24 | 1 | QPSK | 36 | 18 | 10 | Front | 1:1 | 0.349 | 28.81 | |
| 831.50 | 26865 | Mid | LTE Band 26 (Cell) | 15 | 25.25 | 0 | QPSK | 1 | 36 | 10 | Bottom | 1:1 | 0.318 | 30.23 | |
| 831.50 | 26865 | Mid | LTE Band 26 (Cell) | 15 | 24.24 | 1 | QPSK | 36 | 18 | 10 | Bottom | 1:1 | 0.256 | 30.16 | |
| 831.50 | 26865 | Mid | LTE Band 26 (Cell) | 15 | 25.25 | 0 | QPSK | 1 | 36 | 10 | Right | 1:1 | 0.064 | 37.19 | |
| 831.50 | 26865 | Mid | LTE Band 26 (Cell) | 15 | 24.24 | 1 | QPSK | 36 | 18 | 10 | Right | 1:1 | 0.050 | 37.25 | |
| 831.50 | 26865 | Mid | LTE Band 26 (Cell) | 15 | 25.25 | 0 | QPSK | 1 | 36 | 10 | Left | 1:1 | 0.226 | 31.71 | |
| 831.50 | 26865 | Mid | LTE Band 26 (Cell) | 15 | 24.24 | 1 | QPSK | 36 | 18 | 10 | Left | 1:1 | 0.182 | 31.64 | |
| 836.50 | 20525 | Mid | LTE Band 5 (Cell) | 10 | 25.15 | 0 | QPSK | 1 | 0 | 10 | Back | 1:1 | 0.559 | 27.68 | 27.35 |
| 836.50 | 20525 | Mid | LTE Band 5 (Cell) | 10 | 24.16 | 1 | QPSK | 25 | 12 | 10 | Back | 1:1 | 0.480 | 27.35 | |
| 836.50 | 20525 | Mid | LTE Band 5 (Cell) | 10 | 25.15 | 0 | QPSK | 1 | 0 | 10 | Front | 1:1 | 0.435 | 28.77 | |
| 836.50 | 20525 | Mid | LTE Band 5 (Cell) | 10 | 24.16 | 1 | QPSK | 25 | 12 | 10 | Front | 1:1 | 0.375 | 28.42 | |
| 836.50 | 20525 | Mid | LTE Band 5 (Cell) | 10 | 25.15 | 0 | QPSK | 1 | 0 | 10 | Bottom | 1:1 | 0.328 | 29.99 | |
| 836.50 | 20525 | Mid | LTE Band 5 (Cell) | 10 | 24.16 | 1 | QPSK | 25 | 12 | 10 | Bottom | 1:1 | 0.263 | 29.96 | |
| 836.50 | 20525 | Mid | LTE Band 5 (Cell) | 10 | 25.15 | 0 | QPSK | 1 | 0 | 10 | Right | 1:1 | 0.057 | 37.59 | |
| 836.50 | 20525 | Mid | LTE Band 5 (Cell) | 10 | 24.16 | 1 | QPSK | 25 | 12 | 10 | Right | 1:1 | 0.051 | 37.08 | |
| 836.50 | 20525 | Mid | LTE Band 5 (Cell) | 10 | 25.15 | 0 | QPSK | 1 | 0 | 10 | Left | 1:1 | 0.212 | 31.89 | |
| 836.50 | 20525 | Mid | LTE Band 5 (Cell) | 10 | 24.16 | 1 | QPSK | 25 | 12 | 10 | Left | 1:1 | 0.171 | 31.83 | |

For some bands/modes, a lower P_{Limit} was selected as a more conservative evaluation.




| | | | | |
|------------------------------------|--|------------------------|---|---------------------------------|
| FCC ID: A3LSMN986U |  Proud to be part of  | PART 0 SAR CHAR REPORT |  | Approved by: Quality Manager |
| Test Dates: 04/22/20 – 06/07/20 | DUT Type: Portable Handset | | | APPENDIX A: Page 9 of 21 |

Table A-10
DSI = 3 P_{Limit} Calculations – 4G Hotspot SAR

| MEASUREMENT RESULTS | | | | | | | | | | | | | | | |
|---------------------|--------|----------|-------------------|-----------------------|----------|------------|---------|-----------|--------------|------|------------|---------|--------------------|----------------------------|-------|
| FREQUENCY | | Mode | Bandwidth (MHz) | Conducted Power (dBm) | MPR (dB) | Modulation | RB Size | RB Offset | Spacing (mm) | Side | Duty Cycle | SAR(1g) | P _{Limit} | Minimum P _{Limit} | |
| MHz | Ch. | | | | | | | | | | | (W/kg) | (dBm) | (dBm) | |
| 1745.00 | 132322 | Mid | LTE Band 66 (AWS) | 20 | 19.61 | 0 | QPSK | 1 | 50 | 10 | Back | 1:1 | 0.495 | 22.66 | 19.62 |
| 1745.00 | 132322 | Mid | LTE Band 66 (AWS) | 20 | 19.66 | 0 | QPSK | 50 | 25 | 10 | Back | 1:1 | 0.527 | 22.44 | |
| 1745.00 | 132322 | Mid | LTE Band 66 (AWS) | 20 | 19.81 | 0 | QPSK | 1 | 50 | 10 | Front | 1:1 | 0.351 | 24.16 | |
| 1745.00 | 132322 | Mid | LTE Band 66 (AWS) | 20 | 19.66 | 0 | QPSK | 50 | 25 | 10 | Front | 1:1 | 0.376 | 23.91 | |
| 1720.00 | 132072 | Low | LTE Band 66 (AWS) | 20 | 19.58 | 0 | QPSK | 1 | 0 | 10 | Bottom | 1:1 | 0.784 | 20.64 | |
| 1745.00 | 132322 | Mid | LTE Band 66 (AWS) | 20 | 19.61 | 0 | QPSK | 1 | 50 | 10 | Bottom | 1:1 | 0.914 | 20.00 | |
| 1770.00 | 132572 | High | LTE Band 66 (AWS) | 20 | 19.43 | 0 | QPSK | 1 | 50 | 10 | Bottom | 1:1 | 0.957 | 19.62 | |
| 1720.00 | 132072 | Low | LTE Band 66 (AWS) | 20 | 19.56 | 0 | QPSK | 50 | 0 | 10 | Bottom | 1:1 | 0.855 | 20.26 | |
| 1745.00 | 132322 | Mid | LTE Band 66 (AWS) | 20 | 19.66 | 0 | QPSK | 50 | 25 | 10 | Bottom | 1:1 | 0.963 | 19.82 | |
| 1770.00 | 132572 | High | LTE Band 66 (AWS) | 20 | 19.64 | 0 | QPSK | 50 | 50 | 10 | Bottom | 1:1 | 0.983 | 19.71 | |
| 1745.00 | 132322 | Mid | LTE Band 66 (AWS) | 20 | 19.59 | 0 | QPSK | 100 | 0 | 10 | Bottom | 1:1 | 0.946 | 19.80 | |
| 1745.00 | 132322 | Mid | LTE Band 66 (AWS) | 20 | 19.61 | 0 | QPSK | 1 | 50 | 10 | Right | 1:1 | 0.970 | 31.16 | |
| 1745.00 | 132322 | Mid | LTE Band 66 (AWS) | 20 | 19.66 | 0 | QPSK | 50 | 25 | 10 | Right | 1:1 | 0.075 | 30.91 | |
| 1745.00 | 132322 | Mid | LTE Band 66 (AWS) | 20 | 19.61 | 0 | QPSK | 1 | 50 | 10 | Left | 1:1 | 0.062 | 31.69 | |
| 1745.00 | 132322 | Mid | LTE Band 66 (AWS) | 20 | 19.66 | 0 | QPSK | 50 | 25 | 10 | Left | 1:1 | 0.066 | 31.46 | |
| 1860.00 | 26140 | Low | LTE Band 25 (PCS) | 20 | 19.36 | 0 | QPSK | 1 | 50 | 10 | Back | 1:1 | 0.548 | 21.97 | |
| 1860.00 | 26140 | Low | LTE Band 25 (PCS) | 20 | 19.36 | 0 | QPSK | 50 | 0 | 10 | Back | 1:1 | 0.572 | 21.79 | |
| 1860.00 | 26140 | Low | LTE Band 25 (PCS) | 20 | 19.36 | 0 | QPSK | 1 | 50 | 10 | Front | 1:1 | 0.389 | 23.46 | |
| 1860.00 | 26140 | Low | LTE Band 25 (PCS) | 20 | 19.36 | 0 | QPSK | 50 | 0 | 10 | Front | 1:1 | 0.404 | 23.30 | |
| 1860.00 | 26140 | Low | LTE Band 25 (PCS) | 20 | 19.36 | 0 | QPSK | 1 | 50 | 10 | Bottom | 1:1 | 0.933 | 19.66 | |
| 1882.50 | 26365 | Mid | LTE Band 25 (PCS) | 20 | 19.15 | 0 | QPSK | 1 | 0 | 10 | Bottom | 1:1 | 0.952 | 19.36 | |
| 1905.00 | 26590 | High | LTE Band 25 (PCS) | 20 | 19.07 | 0 | QPSK | 1 | 50 | 10 | Bottom | 1:1 | 1.050 | 18.86 | |
| 1860.00 | 26140 | Low | LTE Band 25 (PCS) | 20 | 19.36 | 0 | QPSK | 50 | 0 | 10 | Bottom | 1:1 | 0.947 | 19.60 | |
| 1882.50 | 26365 | Mid | LTE Band 25 (PCS) | 20 | 19.15 | 0 | QPSK | 50 | 0 | 10 | Bottom | 1:1 | 0.982 | 19.23 | |
| 1905.00 | 26590 | High | LTE Band 25 (PCS) | 20 | 19.21 | 0 | QPSK | 50 | 25 | 10 | Bottom | 1:1 | 1.090 | 18.84 | |
| 1905.00 | 26590 | High | LTE Band 25 (PCS) | 20 | 19.19 | 0 | QPSK | 100 | 0 | 10 | Bottom | 1:1 | 1.060 | 18.93 | |
| 1860.00 | 26140 | Low | LTE Band 25 (PCS) | 20 | 19.36 | 0 | QPSK | 1 | 50 | 10 | Right | 1:1 | 0.955 | 31.96 | |
| 1860.00 | 26140 | Low | LTE Band 25 (PCS) | 20 | 19.36 | 0 | QPSK | 50 | 0 | 10 | Right | 1:1 | 0.064 | 31.30 | |
| 1860.00 | 26140 | Low | LTE Band 25 (PCS) | 20 | 19.36 | 0 | QPSK | 1 | 50 | 10 | Left | 1:1 | 0.050 | 32.37 | |
| 1860.00 | 26140 | Low | LTE Band 25 (PCS) | 20 | 19.36 | 0 | QPSK | 50 | 0 | 10 | Left | 1:1 | 0.054 | 32.04 | |
| 2310.00 | 27710 | Mid | LTE Band 30 | 10 | 19.44 | 0 | QPSK | 1 | 0 | 10 | Back | 1:1 | 0.395 | 23.47 | |
| 2310.00 | 27710 | Mid | LTE Band 30 | 10 | 19.58 | 0 | QPSK | 25 | 12 | 10 | Back | 1:1 | 0.387 | 23.70 | |
| 2310.00 | 27710 | Mid | LTE Band 30 | 10 | 19.44 | 0 | QPSK | 1 | 0 | 10 | Front | 1:1 | 0.313 | 24.48 | |
| 2310.00 | 27710 | Mid | LTE Band 30 | 10 | 19.58 | 0 | QPSK | 25 | 12 | 10 | Front | 1:1 | 0.301 | 24.79 | |
| 2310.00 | 27710 | Mid | LTE Band 30 | 10 | 19.44 | 0 | QPSK | 1 | 0 | 10 | Bottom | 1:1 | 0.911 | 19.84 | |
| 2310.00 | 27710 | Mid | LTE Band 30 | 10 | 19.58 | 0 | QPSK | 25 | 12 | 10 | Bottom | 1:1 | 0.893 | 20.07 | |
| 2310.00 | 27710 | Mid | LTE Band 30 | 10 | 19.42 | 0 | QPSK | 50 | 0 | 10 | Bottom | 1:1 | 0.869 | 20.03 | |
| 2310.00 | 27710 | Mid | LTE Band 30 | 10 | 19.44 | 0 | QPSK | 1 | 0 | 10 | Right | 1:1 | 0.070 | 30.98 | |
| 2310.00 | 27710 | Mid | LTE Band 30 | 10 | 19.58 | 0 | QPSK | 25 | 12 | 10 | Right | 1:1 | 0.070 | 31.13 | |
| 2310.00 | 27710 | Mid | LTE Band 30 | 10 | 19.44 | 0 | QPSK | 1 | 0 | 10 | Left | 1:1 | 0.029 | 34.82 | |
| 2310.00 | 27710 | Mid | LTE Band 30 | 10 | 19.58 | 0 | QPSK | 25 | 12 | 10 | Left | 1:1 | 0.027 | 35.27 | |
| 2510.00 | 20850 | Low | LTE Band 7 | 20 | 19.60 | 0 | QPSK | 1 | 0 | 10 | Back | 1:1 | 0.259 | 25.47 | |
| 2510.00 | 20850 | Low | LTE Band 7 | 20 | 19.61 | 0 | QPSK | 50 | 50 | 10 | Back | 1:1 | 0.254 | 25.56 | |
| 2510.00 | 20850 | Low | LTE Band 7 | 20 | 19.60 | 0 | QPSK | 1 | 0 | 10 | Front | 1:1 | 0.203 | 26.53 | |
| 2510.00 | 20850 | Low | LTE Band 7 | 20 | 19.61 | 0 | QPSK | 50 | 50 | 10 | Front | 1:1 | 0.204 | 26.51 | |
| 2510.00 | 20850 | Low | LTE Band 7 | 20 | 19.60 | 0 | QPSK | 1 | 0 | 10 | Bottom | 1:1 | 0.452 | 23.05 | |
| 2510.00 | 20850 | Low | LTE Band 7 | 20 | 19.61 | 0 | QPSK | 50 | 50 | 10 | Bottom | 1:1 | 0.520 | 22.45 | |
| 2510.00 | 20850 | Low | LTE Band 7 | 20 | 19.60 | 0 | QPSK | 1 | 0 | 10 | Right | 1:1 | 0.131 | 28.43 | |
| 2510.00 | 20850 | Low | LTE Band 7 | 20 | 19.61 | 0 | QPSK | 50 | 50 | 10 | Right | 1:1 | 0.132 | 28.40 | |
| 3603.30 | 55773 | Low-Mid | LTE Band 48 | 20 | 24.80 | 0 | QPSK | 1 | 50 | 10 | Back | 1:1.58 | 0.445 | 26.33 | |
| 3603.30 | 55773 | Low-Mid | LTE Band 48 | 20 | 23.66 | 1 | QPSK | 50 | 25 | 10 | Back | 1:1.58 | 0.364 | 26.06 | |
| 3603.30 | 55773 | Low-Mid | LTE Band 48 | 20 | 24.80 | 0 | QPSK | 1 | 50 | 10 | Front | 1:1.58 | 0.137 | 31.45 | |
| 3603.30 | 55773 | Low-Mid | LTE Band 48 | 20 | 23.66 | 1 | QPSK | 50 | 25 | 10 | Front | 1:1.58 | 0.109 | 31.30 | |
| 3580.00 | 55340 | Low | LTE Band 48 | 20 | 24.39 | 0 | QPSK | 1 | 50 | 10 | Top | 1:1.58 | 0.623 | 24.46 | |
| 3603.30 | 55773 | Low-Mid | LTE Band 48 | 20 | 24.80 | 0 | QPSK | 1 | 50 | 10 | Top | 1:1.58 | 0.587 | 25.13 | |
| 3646.70 | 56207 | Mid-High | LTE Band 48 | 20 | 24.49 | 0 | QPSK | 1 | 50 | 10 | Top | 1:1.58 | 0.668 | 24.26 | |
| 3690.00 | 56640 | High | LTE Band 48 | 20 | 24.34 | 0 | QPSK | 1 | 50 | 10 | Top | 1:1.58 | 0.732 | 23.71 | |
| 3603.30 | 55773 | Low-Mid | LTE Band 48 | 20 | 23.66 | 1 | QPSK | 50 | 25 | 10 | Top | 1:1.58 | 0.477 | 24.89 | |
| 3603.30 | 55773 | Low-Mid | LTE Band 48 | 20 | 23.60 | 1 | QPSK | 100 | 0 | 10 | Top | 1:1.58 | 0.478 | 24.82 | |
| 3603.30 | 55773 | Low-Mid | LTE Band 48 | 20 | 24.80 | 0 | QPSK | 1 | 50 | 10 | Left | 1:1.58 | 0.165 | 30.64 | |
| 3603.30 | 55773 | Low-Mid | LTE Band 48 | 20 | 23.66 | 1 | QPSK | 50 | 25 | 10 | Left | 1:1.58 | 0.130 | 30.53 | |
| 2506.00 | 39750 | Low | LTE Band 41 | 20 | 21.40 | 0 | QPSK | 1 | 50 | 10 | Back | 1:1.58 | 0.177 | 26.93 | |
| 2506.00 | 39750 | Low | LTE Band 41 | 20 | 21.53 | 0 | QPSK | 50 | 25 | 10 | Back | 1:1.58 | 0.179 | 27.02 | |
| 2506.00 | 39750 | Low | LTE Band 41 | 20 | 21.40 | 0 | QPSK | 1 | 50 | 10 | Front | 1:1.58 | 0.143 | 27.86 | |
| 2506.00 | 39750 | Low | LTE Band 41 | 20 | 21.53 | 0 | QPSK | 50 | 25 | 10 | Front | 1:1.58 | 0.145 | 27.93 | |
| 2506.00 | 39750 | Low | LTE Band 41 | 20 | 21.40 | 0 | QPSK | 1 | 50 | 10 | Bottom | 1:1.58 | 0.358 | 23.88 | |
| 2506.00 | 39750 | Low | LTE Band 41 | 20 | 21.53 | 0 | QPSK | 50 | 25 | 10 | Bottom | 1:1.58 | 0.367 | 23.90 | |
| 2506.00 | 39750 | Low | LTE Band 41 | 20 | 21.40 | 0 | QPSK | 1 | 50 | 10 | Right | 1:1.58 | 0.098 | 29.50 | |
| 2506.00 | 39750 | Low | LTE Band 41 | 20 | 21.53 | 0 | QPSK | 25 | 25 | 10 | Right | 1:1.58 | 0.099 | 29.59 | |

For some bands/modes, a lower P_{Limit} was selected as a more conservative evaluation.




| | | | |
|------------------------------------|---|------------------------|---|
| FCC ID: A3LSMN986U |  PCTEST Proud to be part of  | PART 0 SAR CHAR REPORT |  Approved by: Quality Manager |
| Test Dates: 04/22/20 – 06/07/20 | DUT Type: Portable Handset | | APPENDIX A: Page 10 of 21 |

Table A-11
DSI = 3 P_{Limit} Calculations – 5G Hotspot SAR

| MEASUREMENT RESULTS | | | | | | | | | | | | | | | |
|---------------------|--------|------|-----------------|-----------------------|----------|------------|------------|-----------|--------------|------|------------|------------|-------------------|---------------------------|-------|
| FREQ | Ch | Mode | Bandwidth (MHz) | Conducted Power (dBm) | MPE (dB) | Modulation | RB Size | RB Offset | Spacing (mm) | Side | Duty Cycle | SAR (W/kg) | P_{Limit} (dBm) | Minimum P_{Limit} (dBm) | |
| | | | | | | | | | | | | (W/kg) | (dBm) | | |
| 680.50 | 136100 | Mtd | NR Band n71 | 20 | 25.05 | 0 | DFT-s-OFDM | 1 | 53 | 10 | Back | 1:1 | 0.310 | 30.14 | 29.86 |
| 680.50 | 136100 | Mtd | NR Band n71 | 20 | 24.66 | 0 | DFT-s-OFDM | 50 | 28 | 10 | Back | 1:1 | 0.302 | 29.86 | |
| 680.50 | 136100 | Mtd | NR Band n71 | 20 | 25.05 | 0 | DFT-s-OFDM | 1 | 53 | 10 | Front | 1:1 | 0.196 | 32.13 | |
| 680.50 | 136100 | Mtd | NR Band n71 | 20 | 24.66 | 0 | DFT-s-OFDM | 50 | 28 | 10 | Front | 1:1 | 0.193 | 31.80 | |
| 680.50 | 136100 | Mtd | NR Band n71 | 20 | 25.00 | 0 | DFT-s-OFDM | 1 | 53 | 10 | Bottom | 1:1 | 0.179 | 32.59 | |
| 680.50 | 136100 | Mtd | NR Band n71 | 20 | 24.66 | 0 | DFT-s-OFDM | 50 | 28 | 10 | Bottom | 1:1 | 0.166 | 32.46 | |
| 680.50 | 136100 | Mtd | NR Band n71 | 20 | 25.05 | 0 | DFT-s-OFDM | 1 | 53 | 15 | Right | 1:1 | 0.135 | 33.75 | |
| 680.50 | 136100 | Mtd | NR Band n71 | 20 | 24.66 | 0 | DFT-s-OFDM | 50 | 28 | 10 | Right | 1:1 | 0.118 | 33.94 | |
| 680.50 | 136100 | Mtd | NR Band n71 | 20 | 25.05 | 0 | DFT-s-OFDM | 1 | 53 | 15 | Left | 1:1 | 0.250 | 31.07 | |
| 680.50 | 136100 | Mtd | NR Band n71 | 20 | 24.66 | 0 | DFT-s-OFDM | 50 | 28 | 10 | Left | 1:1 | 0.228 | 31.12 | |
| 680.50 | 136100 | Mtd | NR Band n71 | 20 | 23.41 | 1.5 | CP-OFDM | 1 | 1 | 10 | Back | 1:1 | 0.215 | 30.09 | |
| 707.50 | 141500 | Mtd | NR Band n12 | 15 | 24.78 | 0 | DFT-s-OFDM | 1 | 77 | 10 | Back | 1:1 | 0.340 | 29.47 | |
| 707.50 | 141500 | Mtd | NR Band n12 | 15 | 24.54 | 0 | DFT-s-OFDM | 36 | 22 | 10 | Back | 1:1 | 0.309 | 29.64 | |
| 707.50 | 141500 | Mtd | NR Band n12 | 15 | 24.78 | 0 | DFT-s-OFDM | 1 | 77 | 10 | Front | 1:1 | 0.211 | 31.54 | |
| 707.50 | 141500 | Mtd | NR Band n12 | 15 | 24.54 | 0 | DFT-s-OFDM | 36 | 22 | 10 | Front | 1:1 | 0.179 | 32.01 | |
| 707.50 | 141500 | Mtd | NR Band n12 | 15 | 24.78 | 0 | DFT-s-OFDM | 1 | 77 | 10 | Bottom | 1:1 | 0.179 | 32.25 | |
| 707.50 | 141500 | Mtd | NR Band n12 | 15 | 24.54 | 0 | DFT-s-OFDM | 36 | 22 | 10 | Bottom | 1:1 | 0.152 | 32.72 | |
| 707.50 | 141500 | Mtd | NR Band n12 | 15 | 24.78 | 0 | DFT-s-OFDM | 1 | 77 | 15 | Right | 1:1 | 0.118 | 34.06 | |
| 707.50 | 141500 | Mtd | NR Band n12 | 15 | 24.54 | 0 | DFT-s-OFDM | 36 | 22 | 10 | Right | 1:1 | 0.132 | 33.33 | |
| 707.50 | 141500 | Mtd | NR Band n12 | 15 | 24.78 | 0 | DFT-s-OFDM | 1 | 77 | 15 | Left | 1:1 | 0.246 | 35.87 | |
| 707.50 | 141500 | Mtd | NR Band n12 | 15 | 24.54 | 0 | DFT-s-OFDM | 36 | 22 | 10 | Left | 1:1 | 0.228 | 30.96 | |
| 707.50 | 141500 | Mtd | NR Band n12 | 15 | 22.95 | 1.5 | CP-OFDM | 1 | 1 | 10 | Back | 1:1 | 0.188 | 30.21 | |
| 836.50 | 167300 | Mtd | NR Band n5 | 20 | 25.06 | 0 | DFT-s-OFDM | 1 | 53 | 15 | Back | 1:1 | 0.570 | 27.50 | 27.20 |
| 836.50 | 167300 | Mtd | NR Band n5 | 20 | 24.67 | 0 | DFT-s-OFDM | 50 | 28 | 10 | Back | 1:1 | 0.568 | 27.20 | |
| 836.50 | 167300 | Mtd | NR Band n5 | 20 | 25.06 | 0 | DFT-s-OFDM | 1 | 53 | 15 | Front | 1:1 | 0.365 | 29.44 | |
| 836.50 | 167300 | Mtd | NR Band n5 | 20 | 24.67 | 0 | DFT-s-OFDM | 50 | 28 | 10 | Front | 1:1 | 0.358 | 29.13 | |
| 836.50 | 167300 | Mtd | NR Band n5 | 20 | 25.06 | 0 | DFT-s-OFDM | 1 | 53 | 10 | Bottom | 1:1 | 0.328 | 29.90 | |
| 836.50 | 167300 | Mtd | NR Band n5 | 20 | 24.67 | 0 | DFT-s-OFDM | 50 | 28 | 10 | Bottom | 1:1 | 0.313 | 29.71 | |
| 836.50 | 167300 | Mtd | NR Band n5 | 20 | 25.06 | 0 | DFT-s-OFDM | 1 | 53 | 10 | Right | 1:1 | 0.056 | 37.58 | |
| 836.50 | 167300 | Mtd | NR Band n5 | 20 | 24.67 | 0 | DFT-s-OFDM | 50 | 28 | 15 | Right | 1:1 | 0.054 | 37.35 | |
| 836.50 | 167300 | Mtd | NR Band n5 | 20 | 25.06 | 0 | DFT-s-OFDM | 1 | 53 | 10 | Left | 1:1 | 0.186 | 32.36 | |
| 836.50 | 167300 | Mtd | NR Band n5 | 20 | 24.67 | 0 | DFT-s-OFDM | 50 | 28 | 15 | Left | 1:1 | 0.184 | 32.02 | |
| 836.50 | 167300 | Mtd | NR Band n5 | 20 | 23.04 | 1.5 | CP-OFDM | 1 | 1 | 10 | Back | 1:1 | 0.337 | 27.76 | |
| 1720.00 | 344000 | Low | NR Band n66 | 20 | 19.79 | 0 | DFT-s-OFDM | 1 | 1 | 10 | Back | 1:1 | 0.680 | 21.46 | |
| 1720.00 | 344000 | Low | NR Band n66 | 20 | 19.70 | 0 | DFT-s-OFDM | 50 | 0 | 10 | Back | 1:1 | 0.688 | 21.34 | |
| 1720.00 | 344000 | Low | NR Band n66 | 20 | 19.79 | 0 | DFT-s-OFDM | 1 | 1 | 10 | Front | 1:1 | 0.368 | 24.13 | |
| 1720.00 | 344000 | Low | NR Band n66 | 20 | 19.70 | 0 | DFT-s-OFDM | 50 | 0 | 10 | Front | 1:1 | 0.378 | 23.95 | |
| 1720.00 | 344000 | Low | NR Band n66 | 20 | 19.79 | 0 | DFT-s-OFDM | 1 | 1 | 10 | Bottom | 1:1 | 0.619 | 20.66 | |
| 1745.00 | 349000 | Mtd | NR Band n66 | 20 | 19.57 | 0 | DFT-s-OFDM | 1 | 53 | 10 | Bottom | 1:1 | 0.996 | 19.72 | |
| 1770.00 | 354000 | High | NR Band n66 | 20 | 19.68 | 0 | DFT-s-OFDM | 1 | 1 | 10 | Bottom | 1:1 | 1.080 | 19.35 | |
| 1720.00 | 344000 | Low | NR Band n66 | 20 | 19.70 | 0 | DFT-s-OFDM | 50 | 0 | 15 | Bottom | 1:1 | 0.848 | 20.42 | |
| 1745.00 | 349000 | Mtd | NR Band n66 | 20 | 19.69 | 0 | DFT-s-OFDM | 50 | 0 | 10 | Bottom | 1:1 | 0.967 | 19.84 | |
| 1770.00 | 354000 | High | NR Band n66 | 20 | 19.61 | 0 | DFT-s-OFDM | 50 | 0 | 15 | Bottom | 1:1 | 1.040 | 19.44 | |
| 1720.00 | 344000 | Low | NR Band n66 | 20 | 19.64 | 0 | DFT-s-OFDM | 100 | 0 | 15 | Bottom | 1:1 | 0.844 | 20.38 | |
| 1720.00 | 344000 | Low | NR Band n66 | 20 | 19.79 | 0 | DFT-s-OFDM | 1 | 1 | 10 | Right | 1:1 | 0.078 | 30.87 | |
| 1720.00 | 344000 | Low | NR Band n66 | 20 | 19.70 | 0 | DFT-s-OFDM | 50 | 0 | 15 | Right | 1:1 | 0.080 | 30.67 | |
| 1720.00 | 344000 | Low | NR Band n66 | 20 | 19.79 | 0 | DFT-s-OFDM | 1 | 1 | 10 | Left | 1:1 | 0.065 | 31.66 | |
| 1720.00 | 344000 | Low | NR Band n66 | 20 | 19.70 | 0 | DFT-s-OFDM | 50 | 0 | 10 | Left | 1:1 | 0.067 | 31.44 | |
| 1720.00 | 344000 | Low | NR Band n66 | 20 | 19.90 | 0 | CP-OFDM | 1 | 1 | 10 | Bottom | 1:1 | 0.829 | 20.71 | |
| 1905.00 | 381000 | High | NR Band n25 | 20 | 18.94 | 0 | DFT-s-OFDM | 1 | 53 | 10 | Back | 1:1 | 0.550 | 21.54 | 18.33 |
| 1905.00 | 381000 | High | NR Band n25 | 20 | 18.83 | 0 | DFT-s-OFDM | 50 | 28 | 10 | Back | 1:1 | 0.531 | 21.58 | |
| 1905.00 | 381000 | High | NR Band n25 | 20 | 18.94 | 0 | DFT-s-OFDM | 1 | 53 | 15 | Front | 1:1 | 0.380 | 23.14 | |
| 1905.00 | 381000 | High | NR Band n25 | 20 | 18.83 | 0 | DFT-s-OFDM | 50 | 28 | 15 | Front | 1:1 | 0.365 | 23.21 | |
| 1860.00 | 372000 | Low | NR Band n25 | 20 | 18.68 | 0 | DFT-s-OFDM | 1 | 1 | 10 | Bottom | 1:1 | 0.850 | 19.39 | |
| 1882.50 | 376500 | Mtd | NR Band n25 | 20 | 18.82 | 0 | DFT-s-OFDM | 1 | 53 | 15 | Bottom | 1:1 | 0.998 | 18.83 | |
| 1905.00 | 381000 | High | NR Band n25 | 20 | 18.94 | 0 | DFT-s-OFDM | 1 | 53 | 10 | Bottom | 1:1 | 1.150 | 18.33 | |
| 1860.00 | 372000 | Low | NR Band n25 | 20 | 18.65 | 0 | DFT-s-OFDM | 50 | 0 | 15 | Bottom | 1:1 | 0.895 | 19.11 | |
| 1882.50 | 376500 | Mtd | NR Band n25 | 20 | 18.41 | 0 | DFT-s-OFDM | 50 | 28 | 10 | Bottom | 1:1 | 0.958 | 18.60 | |
| 1905.00 | 381000 | High | NR Band n25 | 20 | 18.83 | 0 | DFT-s-OFDM | 50 | 28 | 10 | Bottom | 1:1 | 1.080 | 18.50 | |
| 1905.00 | 381000 | High | NR Band n25 | 20 | 18.80 | 0 | DFT-s-OFDM | 100 | 0 | 10 | Bottom | 1:1 | 1.080 | 18.52 | |
| 1905.00 | 381000 | High | NR Band n25 | 20 | 18.94 | 0 | DFT-s-OFDM | 1 | 53 | 10 | Right | 1:1 | 0.061 | 31.86 | |
| 1905.00 | 381000 | High | NR Band n25 | 20 | 18.83 | 0 | DFT-s-OFDM | 50 | 28 | 15 | Right | 1:1 | 0.047 | 32.11 | |
| 1905.00 | 381000 | High | NR Band n25 | 20 | 18.94 | 0 | DFT-s-OFDM | 1 | 53 | 10 | Left | 1:1 | 0.046 | 32.31 | |
| 1905.00 | 381000 | High | NR Band n25 | 20 | 18.83 | 0 | DFT-s-OFDM | 50 | 28 | 15 | Left | 1:1 | 0.041 | 32.70 | |
| 1905.00 | 381000 | High | NR Band n25 | 20 | 18.75 | 0 | CP-OFDM | 1 | 1 | 10 | Bottom | 1:1 | 1.070 | 18.46 | |
| 2592.99 | 518598 | Mtd | NR Band n41 | 100 | 24.56 | 0 | DFT-s-OFDM | 1 | 137 | 10 | Back | 1:4 | 0.135 | 27.24 | 21.11 |
| 2592.99 | 518598 | Mtd | NR Band n41 | 100 | 24.32 | 0 | DFT-s-OFDM | 135 | 69 | 10 | Back | 1:4 | 0.131 | 27.13 | |
| 2592.99 | 518598 | Mtd | NR Band n41 | 100 | 24.56 | 0 | DFT-s-OFDM | 1 | 137 | 15 | Front | 1:4 | 0.152 | 26.72 | |
| 2592.99 | 518598 | Mtd | NR Band n41 | 100 | 24.32 | 0 | DFT-s-OFDM | 135 | 69 | 10 | Front | 1:4 | 0.151 | 26.51 | |
| 2592.99 | 518598 | Mtd | NR Band n41 | 100 | 24.56 | 0 | DFT-s-OFDM | 1 | 137 | 15 | Bottom | 1:4 | 0.406 | 22.45 | |
| 2592.99 | 518598 | Mtd | NR Band n41 | 100 | 24.32 | 0 | DFT-s-OFDM | 135 | 69 | 10 | Bottom | 1:4 | 0.402 | 22.26 | |
| 2592.99 | 518598 | Mtd | NR Band n41 | 100 | 24.56 | 0 | DFT-s-OFDM | 1 | 137 | 10 | Left | 1:4 | 0.020 | 34.56 | |
| 2592.99 | 518598 | Mtd | NR Band n41 | 100 | 24.32 | 0 | DFT-s-OFDM | 135 | 69 | 10 | Left | 1:4 | 0.024 | 34.50 | |
| 2592.99 | 518598 | Mtd | NR Band n41 | 100 | 23.03 | 1.5 | CP-OFDM | 1 | 1 | 10 | Bottom | 1:4 | 0.389 | 21.11 | |

For some bands/modes, a lower P_{Limit} was selected as a more conservative evaluation.




| | | | | |
|------------------------------------|--|------------------------|---|---------------------------------|
| FCC ID: A3LSMN986U |  Proud to be part of  | PART 0 SAR CHAR REPORT |  | Approved by: Quality Manager |
| Test Dates: 04/22/20 – 06/07/20 | DUT Type: Portable Handset | | | APPENDIX A: Page 11 of 21 |

Table A-12
DSI = 0 P_{Limit} Calculations – 2G/3G Phablet SAR

| MEASUREMENT RESULTS | | | | | | | | | | | |
|---------------------|------|-------------------|-------------|-----------------------|---------|--------|-----------------|------------|-----------|--------|----------------|
| FREQUENCY | | Mode/Band | Service | Conducted Power [dBm] | Spacing | Side | # of GPRS Slots | Duty Cycle | SAR (10g) | PLimit | Minimum PLimit |
| MHz | Ch. | | | | | | | | (W/kg) | [dBm] | [dBm] |
| 820.10 | 564 | CDMA BC10 (\$90S) | EVDO Rev. 0 | 25.30 | 8 | Back | N/A | 1:1 | 0.582 | 31.63 | 31.63 |
| 820.10 | 564 | CDMA BC10 (\$90S) | EVDO Rev. 0 | 25.30 | 6 | Front | N/A | 1:1 | 0.578 | 31.66 | |
| 820.10 | 564 | CDMA BC10 (\$90S) | EVDO Rev. 0 | 25.30 | 12 | Bottom | N/A | 1:1 | 0.149 | 37.55 | |
| 820.10 | 564 | CDMA BC10 (\$90S) | EVDO Rev. 0 | 25.30 | 0 | Right | N/A | 1:1 | 0.312 | 34.34 | |
| 820.10 | 564 | CDMA BC10 (\$90S) | EVDO Rev. 0 | 25.30 | 0 | Left | N/A | 1:1 | 0.291 | 34.64 | |
| 836.52 | 384 | CDMA BC0 (\$22H) | EVDO Rev. 0 | 24.80 | 8 | Back | N/A | 1:1 | 0.535 | 31.50 | 31.50 |
| 836.52 | 384 | CDMA BC0 (\$22H) | EVDO Rev. 0 | 24.80 | 6 | Front | N/A | 1:1 | 0.515 | 31.66 | |
| 836.52 | 384 | CDMA BC0 (\$22H) | EVDO Rev. 0 | 24.80 | 12 | Bottom | N/A | 1:1 | 0.136 | 37.44 | |
| 836.52 | 384 | CDMA BC0 (\$22H) | EVDO Rev. 0 | 24.80 | 0 | Right | N/A | 1:1 | 0.224 | 35.28 | |
| 836.52 | 384 | CDMA BC0 (\$22H) | EVDO Rev. 0 | 24.80 | 0 | Left | N/A | 1:1 | 0.236 | 35.05 | |
| 1880.00 | 600 | PCS CDMA | EVDO Rev. 0 | 22.99 | 8 | Back | N/A | 1:1 | 0.810 | 27.88 | 26.68 |
| 1880.00 | 600 | PCS CDMA | EVDO Rev. 0 | 22.99 | 6 | Front | N/A | 1:1 | 0.896 | 27.45 | |
| 1880.00 | 600 | PCS CDMA | EVDO Rev. 0 | 22.99 | 12 | Bottom | N/A | 1:1 | 1.070 | 26.68 | |
| 1880.00 | 600 | PCS CDMA | EVDO Rev. 0 | 22.99 | 0 | Right | N/A | 1:1 | 0.363 | 31.37 | |
| 1880.00 | 600 | PCS CDMA | EVDO Rev. 0 | 22.99 | 0 | Left | N/A | 1:1 | 0.281 | 32.48 | |
| 836.60 | 190 | GSM 850 | GPRS | 29.61 | 8 | Back | 3 | 1:2.76 | 0.507 | 32.11 | 31.88 |
| 836.60 | 190 | GSM 850 | GPRS | 29.61 | 6 | Front | 3 | 1:2.76 | 0.535 | 31.88 | |
| 836.60 | 190 | GSM 850 | GPRS | 29.61 | 12 | Bottom | 3 | 1:2.76 | 0.153 | 37.31 | |
| 836.60 | 190 | GSM 850 | GPRS | 29.61 | 0 | Right | 3 | 1:2.76 | 0.273 | 34.80 | |
| 836.60 | 190 | GSM 850 | GPRS | 29.61 | 0 | Left | 3 | 1:2.76 | 0.272 | 34.81 | |
| 1880.00 | 661 | GSM 1900 | GPRS | 27.14 | 8 | Back | 3 | 1:2.76 | 0.696 | 28.26 | 27.71 |
| 1880.00 | 661 | GSM 1900 | GPRS | 27.14 | 6 | Front | 3 | 1:2.76 | 0.790 | 27.71 | |
| 1880.00 | 661 | GSM 1900 | GPRS | 27.14 | 12 | Bottom | 3 | 1:2.76 | 0.709 | 28.18 | |
| 1880.00 | 661 | GSM 1900 | GPRS | 27.14 | 0 | Right | 3 | 1:2.76 | 0.324 | 31.58 | |
| 1880.00 | 661 | GSM 1900 | GPRS | 27.14 | 0 | Left | 3 | 1:2.76 | 0.246 | 32.78 | |
| 826.40 | 4132 | UMTS 850 | RMC | 24.77 | 8 | Back | N/A | 1:1 | 0.550 | 31.35 | 31.09 |
| 826.40 | 4132 | UMTS 850 | RMC | 24.77 | 6 | Front | N/A | 1:1 | 0.583 | 31.09 | |
| 826.40 | 4132 | UMTS 850 | RMC | 24.77 | 12 | Bottom | N/A | 1:1 | 0.153 | 36.90 | |
| 826.40 | 4132 | UMTS 850 | RMC | 24.77 | 0 | Right | N/A | 1:1 | 0.240 | 34.95 | |
| 826.40 | 4132 | UMTS 850 | RMC | 24.77 | 0 | Left | N/A | 1:1 | 0.246 | 34.84 | |
| 1732.40 | 1412 | UMTS 1750 | RMC | 23.89 | 8 | Back | N/A | 1:1 | 1.080 | 27.54 | 26.97 |
| 1732.40 | 1412 | UMTS 1750 | RMC | 23.89 | 6 | Front | N/A | 1:1 | 1.230 | 26.97 | |
| 1732.40 | 1412 | UMTS 1750 | RMC | 23.89 | 12 | Bottom | N/A | 1:1 | 0.945 | 28.12 | |
| 1732.40 | 1412 | UMTS 1750 | RMC | 23.89 | 0 | Right | N/A | 1:1 | 0.378 | 32.09 | |
| 1732.40 | 1412 | UMTS 1750 | RMC | 23.89 | 0 | Left | N/A | 1:1 | 0.161 | 35.80 | |
| 1880.00 | 9400 | UMTS 1900 | RMC | 23.34 | 8 | Back | N/A | 1:1 | 0.954 | 27.52 | 27.07 |
| 1880.00 | 9400 | UMTS 1900 | RMC | 23.34 | 6 | Front | N/A | 1:1 | 1.060 | 27.07 | |
| 1880.00 | 9400 | UMTS 1900 | RMC | 23.34 | 12 | Bottom | N/A | 1:1 | 1.030 | 27.19 | |
| 1880.00 | 9400 | UMTS 1900 | RMC | 23.34 | 0 | Right | N/A | 1:1 | 0.419 | 31.10 | |
| 1880.00 | 9400 | UMTS 1900 | RMC | 23.34 | 0 | Left | N/A | 1:1 | 0.301 | 32.53 | |

For some bands/modes, a lower P_{Limit} was selected as a more conservative evaluation.
Data highlighted in blue was tested and provided by the manufacturer.




| | | | | |
|------------------------------------|--|------------------------|---|---------------------------------|
| FCC ID: A3LSMN986U |  Proud to be part of  | PART 0 SAR CHAR REPORT |  | Approved by: Quality Manager |
| Test Dates: 04/22/20 – 06/07/20 | DUT Type: Portable Handset | | | APPENDIX A: Page 12 of 21 |

Table A-13
DSI = 1 P_{Limit} Calculations – 2G/3G Phablet SAR

| MEASUREMENT RESULTS | | | | | | | | | | | |
|---------------------|------|------------------|-------------|-----------------------|--------------|--------|-----------------|------------|------------------|--------------|----------------------|
| FREQUENCY | | Mode/Band | Service | Conducted Power (dBm) | Spacing (mm) | Side | # of GPRS Slots | Duty Cycle | SAR (10g) (W/kg) | PLimit (dBm) | Minimum PLimit (dBm) |
| Mhz | Ch. | | | | | | | | | | |
| 820.10 | 564 | CDMA BC10 (S90S) | EVDO Rev. 0 | 25.30 | 0 | Back | N/A | 1.1 | 1.559 | 27.35 | 27.32 |
| 820.10 | 564 | CDMA BC10 (S90S) | EVDO Rev. 0 | 25.30 | 0 | Front | N/A | 1.1 | 1.570 | 27.32 | |
| 820.10 | 564 | CDMA BC10 (S90S) | EVDO Rev. 0 | 25.30 | 0 | Bottom | N/A | 1.1 | 0.958 | 29.47 | |
| 820.10 | 564 | CDMA BC10 (S90S) | EVDO Rev. 0 | 25.30 | 0 | Right | N/A | 1.1 | 0.312 | 34.34 | |
| 820.10 | 564 | CDMA BC10 (S90S) | EVDO Rev. 0 | 25.30 | 0 | Left | N/A | 1.1 | 0.291 | 34.84 | |
| 836.52 | 384 | CDMA BC0 (S22H) | EVDO Rev. 0 | 24.80 | 0 | Back | N/A | 1.1 | 1.409 | 27.29 | 27.29 |
| 836.52 | 384 | CDMA BC0 (S22H) | EVDO Rev. 0 | 24.80 | 0 | Front | N/A | 1.1 | 1.398 | 27.32 | |
| 836.52 | 384 | CDMA BC0 (S22H) | EVDO Rev. 0 | 24.80 | 0 | Bottom | N/A | 1.1 | 0.865 | 29.41 | |
| 836.52 | 384 | CDMA BC0 (S22H) | EVDO Rev. 0 | 24.80 | 0 | Right | N/A | 1.1 | 0.224 | 35.28 | |
| 836.52 | 384 | CDMA BC0 (S22H) | EVDO Rev. 0 | 24.80 | 0 | Left | N/A | 1.1 | 0.236 | 35.05 | |
| 1851.25 | 25 | PCS CDMA | EVDO Rev. 0 | 21.80 | 0 | Back | N/A | 1.1 | 2.650 | 21.55 | 21.17 |
| 1880.00 | 600 | PCS CDMA | EVDO Rev. 0 | 21.41 | 0 | Back | N/A | 1.1 | 2.550 | 21.32 | |
| 1908.75 | 1175 | PCS CDMA | EVDO Rev. 0 | 21.78 | 0 | Back | N/A | 1.1 | 2.840 | 21.23 | |
| 1851.25 | 25 | PCS CDMA | EVDO Rev. 0 | 21.80 | 0 | Front | N/A | 1.1 | 2.360 | 22.05 | |
| 1880.00 | 600 | PCS CDMA | EVDO Rev. 0 | 21.41 | 0 | Front | N/A | 1.1 | 2.260 | 21.85 | |
| 1908.75 | 1175 | PCS CDMA | EVDO Rev. 0 | 21.78 | 0 | Front | N/A | 1.1 | 2.500 | 21.78 | |
| 1851.25 | 25 | PCS CDMA | EVDO Rev. 0 | 21.80 | 0 | Bottom | N/A | 1.1 | 2.740 | 21.40 | |
| 1880.00 | 600 | PCS CDMA | EVDO Rev. 0 | 21.41 | 0 | Bottom | N/A | 1.1 | 2.380 | 21.62 | |
| 1908.75 | 1175 | PCS CDMA | EVDO Rev. 0 | 21.78 | 0 | Bottom | N/A | 1.1 | 2.880 | 21.17 | |
| 1880.00 | 600 | PCS CDMA | EVDO Rev. 0 | 22.99 | 0 | Right | N/A | 1.1 | 0.363 | 31.37 | |
| 1880.00 | 600 | PCS CDMA | EVDO Rev. 0 | 22.99 | 0 | Left | N/A | 1.1 | 0.281 | 32.48 | |
| 836.60 | 190 | GSM 850 | GPRS | 29.61 | 0 | Back | 3 | 1.2.76 | 0.880 | 29.71 | |
| 836.60 | 190 | GSM 850 | GPRS | 29.61 | 0 | Front | 3 | 1.2.76 | 1.009 | 29.12 | |
| 836.60 | 190 | GSM 850 | GPRS | 29.61 | 0 | Bottom | 3 | 1.2.76 | 0.532 | 31.90 | |
| 836.60 | 190 | GSM 850 | GPRS | 29.61 | 0 | Right | 3 | 1.2.76 | 0.273 | 34.80 | |
| 836.60 | 190 | GSM 850 | GPRS | 29.61 | 0 | Left | 3 | 1.2.76 | 0.272 | 34.81 | |
| 1850.20 | 512 | GSM 1900 | GPRS | 23.34 | 0 | Back | 4 | 1.2.076 | 1.350 | 22.84 | 22.31 |
| 1880.00 | 661 | GSM 1900 | GPRS | 23.21 | 0 | Back | 4 | 1.2.076 | 1.260 | 23.01 | |
| 1909.80 | 810 | GSM 1900 | GPRS | 23.15 | 0 | Back | 4 | 1.2.076 | 1.460 | 22.31 | |
| 1880.00 | 661 | GSM 1900 | GPRS | 23.21 | 0 | Front | 4 | 1.2.076 | 1.140 | 23.44 | |
| 1880.00 | 661 | GSM 1900 | GPRS | 23.21 | 0 | Bottom | 4 | 1.2.076 | 1.120 | 23.52 | |
| 1880.00 | 661 | GSM 1900 | GPRS | 27.14 | 0 | Right | 3 | 1.2.76 | 0.324 | 31.58 | |
| 1880.00 | 661 | GSM 1900 | GPRS | 27.14 | 0 | Left | 3 | 1.2.76 | 0.246 | 32.78 | |
| 826.40 | 4132 | UMTS 850 | RMC | 24.77 | 0 | Back | N/A | 1.1 | 1.490 | 27.02 | 26.99 |
| 826.40 | 4132 | UMTS 850 | RMC | 24.77 | 0 | Front | N/A | 1.1 | 1.500 | 26.99 | |
| 826.40 | 4132 | UMTS 850 | RMC | 24.77 | 0 | Bottom | N/A | 1.1 | 0.975 | 28.86 | |
| 826.40 | 4132 | UMTS 850 | RMC | 24.77 | 0 | Right | N/A | 1.1 | 0.240 | 34.95 | |
| 826.40 | 4132 | UMTS 850 | RMC | 24.77 | 0 | Left | N/A | 1.1 | 0.246 | 34.84 | |
| 1712.40 | 1312 | UMTS 1750 | RMC | 20.60 | 0 | Back | N/A | 1.1 | 2.220 | 21.12 | 20.05 |
| 1732.40 | 1412 | UMTS 1750 | RMC | 20.58 | 0 | Back | N/A | 1.1 | 2.210 | 21.12 | |
| 1752.60 | 1513 | UMTS 1750 | RMC | 20.53 | 0 | Back | N/A | 1.1 | 2.140 | 21.21 | |
| 1712.40 | 1312 | UMTS 1750 | RMC | 20.60 | 0 | Front | N/A | 1.1 | 2.040 | 21.48 | |
| 1732.40 | 1412 | UMTS 1750 | RMC | 20.58 | 0 | Front | N/A | 1.1 | 2.080 | 21.38 | |
| 1752.60 | 1513 | UMTS 1750 | RMC | 20.53 | 0 | Front | N/A | 1.1 | 1.970 | 21.56 | |
| 1712.40 | 1312 | UMTS 1750 | RMC | 20.60 | 0 | Bottom | N/A | 1.1 | 2.840 | 20.05 | |
| 1732.40 | 1412 | UMTS 1750 | RMC | 20.58 | 0 | Bottom | N/A | 1.1 | 2.750 | 20.17 | |
| 1752.60 | 1513 | UMTS 1750 | RMC | 20.53 | 0 | Bottom | N/A | 1.1 | 2.490 | 20.55 | |
| 1732.40 | 1412 | UMTS 1750 | RMC | 23.89 | 0 | Right | N/A | 1.1 | 0.378 | 32.09 | |
| 1732.40 | 1412 | UMTS 1750 | RMC | 23.89 | 0 | Left | N/A | 1.1 | 0.161 | 35.80 | |
| 1852.40 | 9262 | UMTS 1900 | RMC | 20.40 | 0 | Back | N/A | 1.1 | 2.280 | 20.80 | |
| 1880.00 | 9400 | UMTS 1900 | RMC | 20.25 | 0 | Back | N/A | 1.1 | 2.190 | 20.82 | |
| 1907.60 | 9538 | UMTS 1900 | RMC | 20.50 | 0 | Back | N/A | 1.1 | 2.380 | 20.71 | |
| 1852.40 | 9262 | UMTS 1900 | RMC | 20.40 | 0 | Front | N/A | 1.1 | 2.030 | 21.30 | |
| 1880.00 | 9400 | UMTS 1900 | RMC | 20.25 | 0 | Front | N/A | 1.1 | 1.900 | 21.44 | |
| 1907.60 | 9538 | UMTS 1900 | RMC | 20.50 | 0 | Front | N/A | 1.1 | 2.050 | 21.36 | |
| 1852.40 | 9262 | UMTS 1900 | RMC | 20.40 | 0 | Bottom | N/A | 1.1 | 2.180 | 20.99 | |
| 1880.00 | 9400 | UMTS 1900 | RMC | 20.25 | 0 | Bottom | N/A | 1.1 | 1.940 | 21.35 | |
| 1907.60 | 9538 | UMTS 1900 | RMC | 20.50 | 0 | Bottom | N/A | 1.1 | 2.240 | 20.98 | |
| 1880.00 | 9400 | UMTS 1900 | RMC | 23.34 | 0 | Right | N/A | 1.1 | 0.419 | 31.10 | |
| 1880.00 | 9400 | UMTS 1900 | RMC | 23.34 | 0 | Left | N/A | 1.1 | 0.301 | 32.53 | |

For some bands/modes, a lower P_{Limit} was selected as a more conservative evaluation.
Data highlighted in blue was tested and provided by the manufacturer.




| | | | | |
|------------------------------------|--|------------------------------|---|---------------------------------|
| FCC ID: A3LSMN986U |  Proud to be part of  | PART 0 SAR CHAR REPORT |  | Approved by: Quality Manager |
| Test Dates: 04/22/20 – 06/07/20 | DUT Type: Portable Handset | APPENDIX A: Page 13 of 21 | | |

Table A-14
DSI = 0 P_{Limit} Calculations – 4G Phablet SAR

| MEASUREMENT RESULTS | | | | | | | | | | | | | | | |
|---------------------|--------|----|--------------------|-----------------|-----------------------|----------|------------|---------|-----------|--------------|--------|------------|-----------|--------|----------------|
| FREQUENCY | | | Mode | Bandwidth [MHz] | Conducted Power [dBm] | MPR [dB] | Modulation | RB Size | RB Offset | Spacing (mm) | Side | Duty Cycle | SAR (10g) | PLimit | Minimum PLimit |
| MHz | Ch. | | | | | | | | | | | | (W/kg) | [dBm] | [dBm] |
| 680.50 | 133297 | Md | LTE Band 71 | 20 | 24.72 | 0 | QPSK | 1 | 0 | 8 | Back | 1:1 | 0.324 | 33.59 | 33.59 |
| 680.50 | 133297 | Md | LTE Band 71 | 20 | 24.72 | 0 | QPSK | 1 | 0 | 6 | Front | 1:1 | 0.303 | 33.88 | |
| 680.50 | 133297 | Md | LTE Band 71 | 20 | 24.72 | 0 | QPSK | 1 | 0 | 12 | Bottom | 1:1 | 0.067 | 40.44 | |
| 680.50 | 133297 | Md | LTE Band 71 | 20 | 24.72 | 0 | QPSK | 1 | 0 | 0 | Right | 1:1 | 0.093 | 39.01 | |
| 680.50 | 133297 | Md | LTE Band 71 | 20 | 24.72 | 0 | QPSK | 1 | 0 | 0 | Left | 1:1 | 0.167 | 36.47 | |
| 707.50 | 23095 | Md | LTE Band 12 | 10 | 24.58 | 0 | QPSK | 1 | 0 | 8 | Back | 1:1 | 0.344 | 33.19 | 33.02 |
| 707.50 | 23095 | Md | LTE Band 12 | 10 | 24.58 | 0 | QPSK | 1 | 0 | 6 | Front | 1:1 | 0.358 | 33.02 | |
| 707.50 | 23095 | Md | LTE Band 12 | 10 | 24.58 | 0 | QPSK | 1 | 0 | 12 | Bottom | 1:1 | 0.079 | 39.58 | |
| 707.50 | 23095 | Md | LTE Band 12 | 10 | 24.58 | 0 | QPSK | 1 | 0 | 0 | Right | 1:1 | 0.098 | 38.65 | |
| 707.50 | 23095 | Md | LTE Band 12 | 10 | 24.58 | 0 | QPSK | 1 | 0 | 0 | Left | 1:1 | 0.180 | 36.01 | |
| 782.00 | 23230 | Md | LTE Band 13 | 10 | 24.85 | 0 | QPSK | 1 | 0 | 8 | Back | 1:1 | 0.527 | 31.61 | 31.36 |
| 782.00 | 23230 | Md | LTE Band 13 | 10 | 24.85 | 0 | QPSK | 1 | 0 | 6 | Front | 1:1 | 0.558 | 31.36 | |
| 782.00 | 23230 | Md | LTE Band 13 | 10 | 24.85 | 0 | QPSK | 1 | 0 | 12 | Bottom | 1:1 | 0.140 | 37.37 | |
| 782.00 | 23230 | Md | LTE Band 13 | 10 | 24.85 | 0 | QPSK | 1 | 0 | 0 | Right | 1:1 | 0.263 | 34.63 | |
| 782.00 | 23230 | Md | LTE Band 13 | 10 | 24.85 | 0 | QPSK | 1 | 0 | 0 | Left | 1:1 | 0.248 | 34.88 | |
| 793.00 | 23330 | Md | LTE Band 14 | 10 | 24.61 | 0 | QPSK | 1 | 0 | 8 | Back | 1:1 | 0.508 | 31.53 | 31.36 |
| 793.00 | 23330 | Md | LTE Band 14 | 10 | 24.61 | 0 | QPSK | 1 | 0 | 6 | Front | 1:1 | 0.528 | 31.36 | |
| 793.00 | 23330 | Md | LTE Band 14 | 10 | 24.61 | 0 | QPSK | 1 | 0 | 12 | Bottom | 1:1 | 0.126 | 37.59 | |
| 793.00 | 23330 | Md | LTE Band 14 | 10 | 24.61 | 0 | QPSK | 1 | 0 | 0 | Right | 1:1 | 0.222 | 35.13 | |
| 793.00 | 23330 | Md | LTE Band 14 | 10 | 24.61 | 0 | QPSK | 1 | 0 | 0 | Left | 1:1 | 0.241 | 34.77 | |
| 831.50 | 26865 | Md | LTE Band 26 (Cell) | 15 | 24.61 | 0 | QPSK | 1 | 36 | 8 | Back | 1:1 | 0.588 | 30.90 | 30.90 |
| 831.50 | 26865 | Md | LTE Band 26 (Cell) | 15 | 24.61 | 0 | QPSK | 1 | 0 | 6 | Front | 1:1 | 0.577 | 30.98 | |
| 831.50 | 26865 | Md | LTE Band 26 (Cell) | 15 | 24.61 | 0 | QPSK | 1 | 0 | 12 | Bottom | 1:1 | 0.150 | 36.83 | |
| 831.50 | 26865 | Md | LTE Band 26 (Cell) | 15 | 24.61 | 0 | QPSK | 1 | 0 | 0 | Right | 1:1 | 0.261 | 34.42 | |
| 831.50 | 26865 | Md | LTE Band 26 (Cell) | 15 | 24.61 | 0 | QPSK | 1 | 0 | 0 | Left | 1:1 | 0.270 | 34.28 | |
| 836.50 | 20525 | Md | LTE Band 5 (Cell) | 10 | 24.81 | 0 | QPSK | 1 | 0 | 8 | Back | 1:1 | 0.589 | 31.09 | 31.09 |
| 836.50 | 20525 | Md | LTE Band 5 (Cell) | 10 | 24.81 | 0 | QPSK | 1 | 0 | 6 | Front | 1:1 | 0.577 | 31.18 | |
| 836.50 | 20525 | Md | LTE Band 5 (Cell) | 10 | 24.81 | 0 | QPSK | 1 | 0 | 12 | Bottom | 1:1 | 0.142 | 37.27 | |
| 836.50 | 20525 | Md | LTE Band 5 (Cell) | 10 | 24.81 | 0 | QPSK | 1 | 0 | 0 | Right | 1:1 | 0.261 | 34.62 | |
| 836.50 | 20525 | Md | LTE Band 5 (Cell) | 10 | 24.81 | 0 | QPSK | 1 | 0 | 0 | Left | 1:1 | 0.246 | 34.88 | |

For some bands/modes, a lower P_{Limit} was selected as a more conservative evaluation.
Data highlighted in blue was tested and provided by the manufacturer.




| | | | | |
|------------------------------------|--|------------------------------|---|---------------------------------|
| FCC ID: A3LSMN986U |  Proud to be part of  | PART 0 SAR CHAR REPORT |  | Approved by: Quality Manager |
| Test Dates: 04/22/20 – 06/07/20 | DUT Type: Portable Handset | APPENDIX A: Page 14 of 21 | | |

Table A-15
DSI = 0 P_{Limit} Calculations – 4G Phablet SAR

| MEASUREMENT RESULTS | | | | | | | | | | | | | | |
|---------------------|--------|---------|-------------------|-----------------------|----------|------------|---------|-----------|---------|------|------------|-----------|--------|----------------|
| FREQUENCY | | Mode | Bandwidth [MHz] | Conducted Power [dBm] | MPR [dB] | Modulation | RB Size | RB Offset | Spacing | Side | Duty Cycle | SAR (10g) | PLimit | Minimum PLimit |
| MHz | Ch. | | | | | | | | | | | [W/kg] | [dBm] | [dBm] |
| 1720.00 | 132072 | Low | LTE Band 66 (AWS) | 20 | 23.68 | 0 | QPSK | 1 | 50 | 8 | Back | 1:1 | 1.040 | 27.49 |
| 1720.00 | 132072 | Low | LTE Band 66 (AWS) | 20 | 22.91 | 1 | QPSK | 50 | 25 | 8 | Back | 1:1 | 0.883 | 27.43 |
| 1720.00 | 132072 | Low | LTE Band 66 (AWS) | 20 | 23.68 | 0 | QPSK | 1 | 50 | 6 | Front | 1:1 | 1.300 | 26.52 |
| 1720.00 | 132072 | Low | LTE Band 66 (AWS) | 20 | 22.91 | 1 | QPSK | 50 | 25 | 6 | Front | 1:1 | 1.090 | 26.52 |
| 1720.00 | 132072 | Low | LTE Band 66 (AWS) | 20 | 23.68 | 0 | QPSK | 1 | 50 | 12 | Bottom | 1:1 | 0.996 | 27.68 |
| 1720.00 | 132072 | Low | LTE Band 66 (AWS) | 20 | 22.91 | 1 | QPSK | 50 | 25 | 12 | Bottom | 1:1 | 0.824 | 27.73 |
| 1720.00 | 132072 | Low | LTE Band 66 (AWS) | 20 | 23.68 | 0 | QPSK | 1 | 50 | 0 | Right | 1:1 | 0.470 | 30.94 |
| 1720.00 | 132072 | Low | LTE Band 66 (AWS) | 20 | 22.91 | 1 | QPSK | 50 | 25 | 0 | Right | 1:1 | 0.391 | 30.97 |
| 1720.00 | 132072 | Low | LTE Band 66 (AWS) | 20 | 23.68 | 0 | QPSK | 1 | 50 | 0 | Left | 1:1 | 0.309 | 32.76 |
| 1720.00 | 132072 | Low | LTE Band 66 (AWS) | 20 | 22.91 | 1 | QPSK | 50 | 25 | 0 | Left | 1:1 | 0.256 | 32.81 |
| 1860.00 | 26140 | Low | LTE Band 25 (PCS) | 20 | 23.75 | 0 | QPSK | 1 | 50 | 8 | Back | 1:1 | 1.180 | 27.01 |
| 1860.00 | 26140 | Low | LTE Band 25 (PCS) | 20 | 22.82 | 1 | QPSK | 50 | 0 | 8 | Back | 1:1 | 0.967 | 26.95 |
| 1860.00 | 26140 | Low | LTE Band 25 (PCS) | 20 | 23.75 | 0 | QPSK | 1 | 50 | 6 | Front | 1:1 | 1.230 | 26.83 |
| 1860.00 | 26140 | Low | LTE Band 25 (PCS) | 20 | 22.82 | 1 | QPSK | 50 | 0 | 6 | Front | 1:1 | 1.010 | 26.76 |
| 1860.00 | 26140 | Low | LTE Band 25 (PCS) | 20 | 23.75 | 0 | QPSK | 1 | 50 | 12 | Bottom | 1:1 | 0.991 | 27.77 |
| 1860.00 | 26140 | Low | LTE Band 25 (PCS) | 20 | 22.82 | 1 | QPSK | 50 | 0 | 12 | Bottom | 1:1 | 0.830 | 27.61 |
| 1860.00 | 26140 | Low | LTE Band 25 (PCS) | 20 | 23.75 | 0 | QPSK | 1 | 50 | 0 | Right | 1:1 | 0.442 | 31.28 |
| 1860.00 | 26140 | Low | LTE Band 25 (PCS) | 20 | 22.82 | 1 | QPSK | 50 | 0 | 0 | Right | 1:1 | 0.378 | 31.02 |
| 1860.00 | 26140 | Low | LTE Band 25 (PCS) | 20 | 23.75 | 0 | QPSK | 1 | 50 | 0 | Left | 1:1 | 0.244 | 33.86 |
| 1860.00 | 26140 | Low | LTE Band 25 (PCS) | 20 | 22.82 | 1 | QPSK | 50 | 0 | 0 | Left | 1:1 | 0.218 | 33.41 |
| 2310.00 | 27710 | Mid | LTE Band 30 | 10 | 23.58 | 0 | QPSK | 1 | 49 | 8 | Back | 1:1 | 0.725 | 28.96 |
| 2310.00 | 27710 | Mid | LTE Band 30 | 10 | 22.63 | 1 | QPSK | 25 | 12 | 8 | Back | 1:1 | 0.617 | 28.71 |
| 2310.00 | 27710 | Mid | LTE Band 30 | 10 | 23.58 | 0 | QPSK | 1 | 49 | 6 | Front | 1:1 | 0.832 | 28.36 |
| 2310.00 | 27710 | Mid | LTE Band 30 | 10 | 22.63 | 1 | QPSK | 25 | 12 | 6 | Front | 1:1 | 0.724 | 28.01 |
| 2310.00 | 27710 | Mid | LTE Band 30 | 10 | 23.58 | 0 | QPSK | 1 | 49 | 12 | Bottom | 1:1 | 0.914 | 27.95 |
| 2310.00 | 27710 | Mid | LTE Band 30 | 10 | 22.63 | 1 | QPSK | 25 | 12 | 12 | Bottom | 1:1 | 0.787 | 27.65 |
| 2310.00 | 27710 | Mid | LTE Band 30 | 10 | 23.58 | 0 | QPSK | 1 | 49 | 0 | Right | 1:1 | 0.385 | 31.70 |
| 2310.00 | 27710 | Mid | LTE Band 30 | 10 | 22.63 | 1 | QPSK | 25 | 12 | 0 | Right | 1:1 | 0.349 | 31.18 |
| 2310.00 | 27710 | Mid | LTE Band 30 | 10 | 23.58 | 0 | QPSK | 1 | 49 | 0 | Left | 1:1 | 0.173 | 35.18 |
| 2310.00 | 27710 | Mid | LTE Band 30 | 10 | 22.63 | 1 | QPSK | 25 | 12 | 0 | Left | 1:1 | 0.140 | 35.15 |
| 2510.00 | 20850 | Low | LTE Band 7 | 20 | 23.17 | 0 | QPSK | 1 | 0 | 8 | Back | 1:1 | 0.471 | 30.42 |
| 2510.00 | 20850 | Low | LTE Band 7 | 20 | 22.22 | 1 | QPSK | 50 | 0 | 8 | Back | 1:1 | 0.386 | 30.33 |
| 2510.00 | 20850 | Low | LTE Band 7 | 20 | 23.17 | 0 | QPSK | 1 | 0 | 6 | Front | 1:1 | 0.491 | 30.24 |
| 2510.00 | 20850 | Low | LTE Band 7 | 20 | 22.22 | 1 | QPSK | 50 | 0 | 6 | Front | 1:1 | 0.408 | 30.09 |
| 2510.00 | 20850 | Low | LTE Band 7 | 20 | 23.17 | 0 | QPSK | 1 | 0 | 12 | Bottom | 1:1 | 0.413 | 30.99 |
| 2510.00 | 20850 | Low | LTE Band 7 | 20 | 22.22 | 1 | QPSK | 50 | 0 | 12 | Bottom | 1:1 | 0.356 | 30.68 |
| 2510.00 | 20850 | Low | LTE Band 7 | 20 | 23.17 | 0 | QPSK | 1 | 0 | 0 | Right | 1:1 | 1.150 | 26.54 |
| 2510.00 | 20850 | Low | LTE Band 7 | 20 | 22.22 | 1 | QPSK | 50 | 0 | 0 | Right | 1:1 | 0.938 | 26.48 |
| 3603.30 | 55773 | Low-Mid | LTE Band 48 | 20 | 23.95 | 0 | QPSK | 1 | 0 | 0 | Back | 1:1.58 | 1.360 | 24.61 |
| 3603.30 | 55773 | Low-Mid | LTE Band 48 | 20 | 23.95 | 0 | QPSK | 1 | 0 | 0 | Front | 1:1.58 | 1.970 | 23.00 |
| 3603.30 | 55773 | Low-Mid | LTE Band 48 | 20 | 23.95 | 0 | QPSK | 1 | 0 | 0 | Top | 1:1.58 | 2.259 | 22.40 |
| 3603.30 | 55773 | Low-Mid | LTE Band 48 | 20 | 23.95 | 0 | QPSK | 1 | 0 | 0 | Left | 1:1.58 | 2.490 | 21.98 |
| 2506.00 | 39750 | Low | LTE Band 41 | 20 | 24.11 | 0 | QPSK | 1 | 99 | 8 | Back | 1:1.58 | 0.214 | 32.80 |
| 2506.00 | 39750 | Low | LTE Band 41 | 20 | 23.23 | 1 | QPSK | 50 | 25 | 8 | Back | 1:1.58 | 0.174 | 32.82 |
| 2506.00 | 39750 | Low | LTE Band 41 | 20 | 24.11 | 0 | QPSK | 1 | 99 | 6 | Front | 1:1.58 | 0.264 | 31.89 |
| 2506.00 | 39750 | Low | LTE Band 41 | 20 | 23.23 | 1 | QPSK | 50 | 25 | 6 | Front | 1:1.58 | 0.219 | 31.82 |
| 2506.00 | 39750 | Low | LTE Band 41 | 20 | 24.11 | 0 | QPSK | 1 | 99 | 12 | Bottom | 1:1.58 | 0.217 | 32.74 |
| 2506.00 | 39750 | Low | LTE Band 41 | 20 | 23.23 | 1 | QPSK | 50 | 25 | 12 | Bottom | 1:1.58 | 0.192 | 32.39 |
| 2506.00 | 39750 | Low | LTE Band 41 | 20 | 24.11 | 0 | QPSK | 1 | 99 | 0 | Right | 1:1.58 | 0.526 | 28.89 |
| 2506.00 | 39750 | Low | LTE Band 41 | 20 | 23.23 | 1 | QPSK | 50 | 25 | 0 | Right | 1:1.58 | 0.439 | 28.80 |

For some bands/modes, a lower P_{Limit} was selected as a more conservative evaluation.
Data highlighted in blue was tested and provided by the manufacturer.




| | | | | |
|------------------------------------|--|------------------------------|---|---------------------------------|
| FCC ID: A3LSMN986U |  Proud to be part of  | PART 0 SAR CHAR REPORT |  | Approved by: Quality Manager |
| Test Dates: 04/22/20 – 06/07/20 | DUT Type: Portable Handset | APPENDIX A: Page 15 of 21 | | |

Table A-16
DSI = 1 P_{Limit} Calculations – 4G Phablet SAR

| MEASUREMENT RESULTS | | | | | | | | | | | | | | | |
|---------------------|--------|----|--------------------|-----------------|-----------------------|----------|------------|---------|-----------|--------------|--------|------------|-----------|--------|----------------|
| FREQUENCY | | | Mode | Bandwidth [MHz] | Conducted Power [dBm] | MPR [dB] | Modulation | RB Size | RB Offset | Spacing (mm) | Side | Duty Cycle | SAR (10g) | PLimit | Minimum PLimit |
| MHz | Ch. | | | | | | | | | | | | (W/kg) | [dBm] | [dBm] |
| 680.50 | 133297 | Md | LTE Band 71 | 20 | 24.72 | 0 | QPSK | 1 | 0 | 0 | Back | 1:1 | 1.519 | 26.88 | 26.71 |
| 680.50 | 133297 | Md | LTE Band 71 | 20 | 24.72 | 0 | QPSK | 1 | 0 | 0 | Front | 1:1 | 1.580 | 26.71 | |
| 680.50 | 133297 | Md | LTE Band 71 | 20 | 24.72 | 0 | QPSK | 1 | 0 | 0 | Bottom | 1:1 | 1.070 | 28.41 | |
| 680.50 | 133297 | Md | LTE Band 71 | 20 | 24.72 | 0 | QPSK | 1 | 0 | 0 | Right | 1:1 | 0.093 | 39.01 | |
| 680.50 | 133297 | Md | LTE Band 71 | 20 | 24.72 | 0 | QPSK | 1 | 0 | 0 | Left | 1:1 | 0.167 | 36.47 | |
| 707.50 | 23095 | Md | LTE Band 12 | 10 | 24.58 | 0 | QPSK | 1 | 0 | 0 | Back | 1:1 | 1.149 | 27.96 | 27.35 |
| 707.50 | 23095 | Md | LTE Band 12 | 10 | 24.58 | 0 | QPSK | 1 | 0 | 0 | Front | 1:1 | 1.320 | 27.35 | |
| 707.50 | 23095 | Md | LTE Band 12 | 10 | 24.58 | 0 | QPSK | 1 | 0 | 0 | Bottom | 1:1 | 0.791 | 29.58 | |
| 707.50 | 23095 | Md | LTE Band 12 | 10 | 24.58 | 0 | QPSK | 1 | 0 | 0 | Right | 1:1 | 0.098 | 38.65 | |
| 707.50 | 23095 | Md | LTE Band 12 | 10 | 24.58 | 0 | QPSK | 1 | 0 | 0 | Left | 1:1 | 0.180 | 36.01 | |
| 782.00 | 23230 | Md | LTE Band 13 | 10 | 24.85 | 0 | QPSK | 1 | 0 | 0 | Back | 1:1 | 1.210 | 28.00 | 28.00 |
| 782.00 | 23230 | Md | LTE Band 13 | 10 | 24.85 | 0 | QPSK | 1 | 0 | 0 | Front | 1:1 | 1.200 | 28.04 | |
| 782.00 | 23230 | Md | LTE Band 13 | 10 | 24.85 | 0 | QPSK | 1 | 0 | 0 | Bottom | 1:1 | 0.630 | 30.84 | |
| 782.00 | 23230 | Md | LTE Band 13 | 10 | 24.85 | 0 | QPSK | 1 | 0 | 0 | Right | 1:1 | 0.263 | 34.63 | |
| 782.00 | 23230 | Md | LTE Band 13 | 10 | 24.85 | 0 | QPSK | 1 | 0 | 0 | Left | 1:1 | 0.248 | 34.88 | |
| 793.00 | 23330 | Md | LTE Band 14 | 10 | 24.61 | 0 | QPSK | 1 | 0 | 0 | Back | 1:1 | 1.169 | 27.91 | 27.62 |
| 793.00 | 23330 | Md | LTE Band 14 | 10 | 24.61 | 0 | QPSK | 1 | 0 | 0 | Front | 1:1 | 1.250 | 27.62 | |
| 793.00 | 23330 | Md | LTE Band 14 | 10 | 24.61 | 0 | QPSK | 1 | 0 | 0 | Bottom | 1:1 | 0.712 | 30.06 | |
| 793.00 | 23330 | Md | LTE Band 14 | 10 | 24.61 | 0 | QPSK | 1 | 0 | 0 | Right | 1:1 | 0.222 | 35.13 | |
| 793.00 | 23330 | Md | LTE Band 14 | 10 | 24.61 | 0 | QPSK | 1 | 0 | 0 | Left | 1:1 | 0.241 | 34.77 | |
| 831.50 | 26865 | Md | LTE Band 26 (Cell) | 15 | 24.61 | 0 | QPSK | 1 | 0 | 0 | Back | 1:1 | 1.480 | 26.89 | 26.55 |
| 831.50 | 26865 | Md | LTE Band 26 (Cell) | 15 | 24.61 | 0 | QPSK | 1 | 0 | 0 | Front | 1:1 | 1.600 | 26.55 | |
| 831.50 | 26865 | Md | LTE Band 26 (Cell) | 15 | 24.61 | 0 | QPSK | 1 | 0 | 0 | Bottom | 1:1 | 1.000 | 28.59 | |
| 831.50 | 26865 | Md | LTE Band 26 (Cell) | 15 | 24.61 | 0 | QPSK | 1 | 0 | 0 | Right | 1:1 | 0.261 | 34.42 | |
| 831.50 | 26865 | Md | LTE Band 26 (Cell) | 15 | 24.61 | 0 | QPSK | 1 | 0 | 0 | Left | 1:1 | 0.270 | 34.28 | |
| 836.50 | 20525 | Md | LTE Band 5 (Cell) | 10 | 24.81 | 0 | QPSK | 1 | 0 | 0 | Back | 1:1 | 1.419 | 27.27 | 27.15 |
| 836.50 | 20525 | Md | LTE Band 5 (Cell) | 10 | 24.81 | 0 | QPSK | 1 | 0 | 0 | Front | 1:1 | 1.460 | 27.15 | |
| 836.50 | 20525 | Md | LTE Band 5 (Cell) | 10 | 24.81 | 0 | QPSK | 1 | 0 | 0 | Bottom | 1:1 | 1.029 | 28.67 | |
| 836.50 | 20525 | Md | LTE Band 5 (Cell) | 10 | 24.81 | 0 | QPSK | 1 | 0 | 0 | Right | 1:1 | 0.261 | 34.62 | |
| 836.50 | 20525 | Md | LTE Band 5 (Cell) | 10 | 24.81 | 0 | QPSK | 1 | 0 | 0 | Left | 1:1 | 0.246 | 34.88 | |

For some bands/modes, a lower P_{Limit} was selected as a more conservative evaluation.
Data highlighted in blue was tested and provided by the manufacturer.




| | | | | |
|------------------------------------|--|------------------------------|---|---------------------------------|
| FCC ID: A3LSMN986U |  Proud to be part of  | PART 0 SAR CHAR REPORT |  | Approved by: Quality Manager |
| Test Dates: 04/22/20 – 06/07/20 | DUT Type: Portable Handset | APPENDIX A: Page 16 of 21 | | |

Table A-17
DSI = 1 P_{Limit} Calculations – 4G Phablet SAR

| MEASUREMENT RESULTS | | | | | | | | | | | | | | | | |
|---------------------|--------|------|-------------------|-----------------------|----------|------------|---------|-----------|---------------|------|------------|-----------|--------|----------------|-------|-------|
| FREQUENCY | | Mode | Bandwidth [MHz] | Conducted Power [dBm] | MPR [dB] | Modulation | RB Size | RB Offset | Spacing (m.m) | Side | Duty Cycle | SAR (10g) | PLimit | Minimum PLimit | | |
| MHz | Ch. | | | | | | | | | | | (W/kg) | [dBm] | [dBm] | | |
| 1720.00 | 132072 | Low | LTE Band 66 (AWS) | 20 | 20.49 | 0 | QPSK | 1 | 50 | 0 | Back | 1:1 | 2.630 | 20.27 | 19.73 | |
| 1745.00 | 132322 | Mid | LTE Band 66 (AWS) | 20 | 20.08 | 0 | QPSK | 1 | 0 | 0 | Back | 1:1 | 2.500 | 20.08 | | |
| 1770.00 | 132572 | High | LTE Band 66 (AWS) | 20 | 20.26 | 0 | QPSK | 1 | 0 | 0 | Back | 1:1 | 2.790 | 19.78 | | |
| 1720.00 | 132072 | Low | LTE Band 66 (AWS) | 20 | 20.49 | 0 | QPSK | 50 | 25 | 0 | Back | 1:1 | 2.810 | 19.98 | | |
| 1745.00 | 132322 | Mid | LTE Band 66 (AWS) | 20 | 20.38 | 0 | QPSK | 50 | 25 | 0 | Back | 1:1 | 2.690 | 20.06 | | |
| 1770.00 | 132572 | High | LTE Band 66 (AWS) | 20 | 20.33 | 0 | QPSK | 50 | 25 | 0 | Back | 1:1 | 2.860 | 19.75 | | |
| 1720.00 | 132072 | Low | LTE Band 66 (AWS) | 20 | 20.43 | 0 | QPSK | 100 | 0 | 0 | Back | 1:1 | 2.760 | 20.00 | | |
| 1720.00 | 132072 | Low | LTE Band 66 (AWS) | 20 | 20.49 | 0 | QPSK | 1 | 50 | 0 | Front | 1:1 | 2.160 | 21.12 | | |
| 1745.00 | 132322 | Mid | LTE Band 66 (AWS) | 20 | 20.08 | 0 | QPSK | 1 | 0 | 0 | Front | 1:1 | 2.110 | 20.82 | | |
| 1770.00 | 132572 | High | LTE Band 66 (AWS) | 20 | 20.26 | 0 | QPSK | 1 | 0 | 0 | Front | 1:1 | 2.360 | 20.51 | | |
| 1720.00 | 132072 | Low | LTE Band 66 (AWS) | 20 | 20.49 | 0 | QPSK | 50 | 25 | 0 | Front | 1:1 | 2.290 | 20.87 | | |
| 1745.00 | 132322 | Mid | LTE Band 66 (AWS) | 20 | 20.38 | 0 | QPSK | 50 | 25 | 0 | Front | 1:1 | 2.370 | 20.61 | | |
| 1770.00 | 132572 | High | LTE Band 66 (AWS) | 20 | 20.33 | 0 | QPSK | 50 | 25 | 0 | Front | 1:1 | 2.390 | 20.53 | | |
| 1720.00 | 132072 | Low | LTE Band 66 (AWS) | 20 | 20.43 | 0 | QPSK | 100 | 0 | 0 | Front | 1:1 | 2.240 | 20.91 | | |
| 1720.00 | 132072 | Low | LTE Band 66 (AWS) | 20 | 20.49 | 0 | QPSK | 1 | 50 | 0 | Bottom | 1:1 | 2.850 | 19.92 | | |
| 1745.00 | 132322 | Mid | LTE Band 66 (AWS) | 20 | 20.08 | 0 | QPSK | 1 | 0 | 0 | Bottom | 1:1 | 2.580 | 19.94 | | |
| 1770.00 | 132572 | High | LTE Band 66 (AWS) | 20 | 20.26 | 0 | QPSK | 1 | 0 | 0 | Bottom | 1:1 | 2.690 | 19.94 | | |
| 1720.00 | 132072 | Low | LTE Band 66 (AWS) | 20 | 20.49 | 0 | QPSK | 50 | 25 | 0 | Bottom | 1:1 | 2.840 | 19.94 | | |
| 1745.00 | 132322 | Mid | LTE Band 66 (AWS) | 20 | 20.38 | 0 | QPSK | 50 | 25 | 0 | Bottom | 1:1 | 2.710 | 20.03 | | |
| 1770.00 | 132572 | High | LTE Band 66 (AWS) | 20 | 20.33 | 0 | QPSK | 50 | 25 | 0 | Bottom | 1:1 | 2.840 | 19.78 | | |
| 1720.00 | 132072 | Low | LTE Band 66 (AWS) | 20 | 20.43 | 0 | QPSK | 100 | 0 | 0 | Bottom | 1:1 | 2.940 | 19.73 | | |
| 1720.00 | 132072 | Low | LTE Band 66 (AWS) | 20 | 23.68 | 0 | QPSK | 1 | 50 | 0 | Right | 1:1 | 0.470 | 30.94 | | |
| 1720.00 | 132072 | Low | LTE Band 66 (AWS) | 20 | 22.91 | 1 | QPSK | 50 | 25 | 0 | Right | 1:1 | 0.391 | 30.97 | | |
| 1720.00 | 132072 | Low | LTE Band 66 (AWS) | 20 | 23.68 | 0 | QPSK | 1 | 50 | 0 | Left | 1:1 | 0.309 | 32.76 | | |
| 1720.00 | 132072 | Low | LTE Band 66 (AWS) | 20 | 22.91 | 1 | QPSK | 50 | 25 | 0 | Left | 1:1 | 0.256 | 32.81 | | |
| 1860.00 | 26140 | Low | LTE Band 25 (PCS) | 20 | 21.80 | 0 | QPSK | 1 | 0 | 0 | Back | 1:1 | 2.490 | 21.82 | | 21.02 |
| 1882.50 | 26365 | Mid | LTE Band 25 (PCS) | 20 | 21.68 | 0 | QPSK | 1 | 50 | 0 | Back | 1:1 | 2.400 | 21.86 | | |
| 1905.00 | 26590 | High | LTE Band 25 (PCS) | 20 | 21.76 | 0 | QPSK | 1 | 50 | 0 | Back | 1:1 | 2.380 | 21.97 | | |
| 1860.00 | 26140 | Low | LTE Band 25 (PCS) | 20 | 21.90 | 0 | QPSK | 50 | 25 | 0 | Back | 1:1 | 2.540 | 21.83 | | |
| 1882.50 | 26365 | Mid | LTE Band 25 (PCS) | 20 | 21.84 | 0 | QPSK | 50 | 50 | 0 | Back | 1:1 | 2.480 | 21.87 | | |
| 1905.00 | 26590 | High | LTE Band 25 (PCS) | 20 | 21.88 | 0 | QPSK | 50 | 25 | 0 | Back | 1:1 | 2.540 | 21.81 | | |
| 1905.00 | 26590 | High | LTE Band 25 (PCS) | 20 | 21.75 | 0 | QPSK | 100 | 0 | 0 | Back | 1:1 | 2.480 | 21.78 | | |
| 1860.00 | 26140 | Low | LTE Band 25 (PCS) | 20 | 21.80 | 0 | QPSK | 1 | 0 | 0 | Front | 1:1 | 2.320 | 22.12 | | |
| 1882.50 | 26365 | Mid | LTE Band 25 (PCS) | 20 | 21.68 | 0 | QPSK | 1 | 50 | 0 | Front | 1:1 | 2.140 | 22.36 | | |
| 1905.00 | 26590 | High | LTE Band 25 (PCS) | 20 | 21.76 | 0 | QPSK | 1 | 50 | 0 | Front | 1:1 | 2.100 | 22.52 | | |
| 1860.00 | 26140 | Low | LTE Band 25 (PCS) | 20 | 21.90 | 0 | QPSK | 50 | 25 | 0 | Front | 1:1 | 2.340 | 22.19 | | |
| 1882.50 | 26365 | Mid | LTE Band 25 (PCS) | 20 | 21.84 | 0 | QPSK | 50 | 50 | 0 | Front | 1:1 | 2.140 | 22.52 | | |
| 1905.00 | 26590 | High | LTE Band 25 (PCS) | 20 | 21.88 | 0 | QPSK | 50 | 25 | 0 | Front | 1:1 | 2.180 | 22.47 | | |
| 1905.00 | 26590 | High | LTE Band 25 (PCS) | 20 | 21.75 | 0 | QPSK | 100 | 0 | 0 | Front | 1:1 | 2.120 | 22.47 | | |
| 1860.00 | 26140 | Low | LTE Band 25 (PCS) | 20 | 21.80 | 0 | QPSK | 1 | 0 | 0 | Bottom | 1:1 | 2.800 | 21.31 | | |
| 1882.50 | 26365 | Mid | LTE Band 25 (PCS) | 20 | 21.68 | 0 | QPSK | 1 | 50 | 0 | Bottom | 1:1 | 2.800 | 21.19 | | |
| 1905.00 | 26590 | High | LTE Band 25 (PCS) | 20 | 21.76 | 0 | QPSK | 1 | 50 | 0 | Bottom | 1:1 | 2.830 | 21.22 | | |
| 1860.00 | 26140 | Low | LTE Band 25 (PCS) | 20 | 21.90 | 0 | QPSK | 50 | 25 | 0 | Bottom | 1:1 | 2.820 | 21.38 | | |
| 1882.50 | 26365 | Mid | LTE Band 25 (PCS) | 20 | 21.84 | 0 | QPSK | 50 | 50 | 0 | Bottom | 1:1 | 2.930 | 21.15 | | |
| 1905.00 | 26590 | High | LTE Band 25 (PCS) | 20 | 21.88 | 0 | QPSK | 50 | 25 | 0 | Bottom | 1:1 | 3.050 | 21.02 | | |
| 1905.00 | 26590 | High | LTE Band 25 (PCS) | 20 | 21.75 | 0 | QPSK | 100 | 0 | 0 | Bottom | 1:1 | 2.950 | 21.03 | | |
| 1860.00 | 26140 | Low | LTE Band 25 (PCS) | 20 | 23.75 | 0 | QPSK | 1 | 50 | 0 | Right | 1:1 | 0.442 | 31.28 | | |
| 1860.00 | 26140 | Low | LTE Band 25 (PCS) | 20 | 22.82 | 1 | QPSK | 50 | 0 | 0 | Right | 1:1 | 0.378 | 31.02 | | |
| 1860.00 | 26140 | Low | LTE Band 25 (PCS) | 20 | 23.75 | 0 | QPSK | 1 | 50 | 0 | Left | 1:1 | 0.244 | 33.86 | | |
| 1860.00 | 26140 | Low | LTE Band 25 (PCS) | 20 | 22.82 | 1 | QPSK | 50 | 0 | 0 | Left | 1:1 | 0.218 | 33.41 | | |

For some bands/modes, a lower P_{Limit} was selected as a more conservative evaluation.
Data highlighted in blue was tested and provided by the manufacturer.




| | | | | |
|------------------------------------|--|------------------------------|---|---------------------------------|
| FCC ID: A3LSMN986U |  Proud to be part of  | PART 0 SAR CHAR REPORT |  | Approved by: Quality Manager |
| Test Dates: 04/22/20 – 06/07/20 | DUT Type: Portable Handset | APPENDIX A: Page 17 of 21 | | |

Table A-18
DSI = 1 P_{Limit} Calculations – 4G Phablet SAR

| MEASUREMENT RESULTS | | | | | | | | | | | | | | |
|---------------------|-------|----------|-----------------|-----------------------|----------|------------|---------|-----------|--------------|------|------------|-----------|--------|----------------|
| FREQUENCY | | Mode | Bandwidth [MHz] | Conducted Power [dBm] | MPR [dB] | Modulation | RB Size | RB Offset | Spacing (mm) | Side | Duty Cycle | SAR (10g) | PLimit | Minimum PLimit |
| MHz | Ch. | | | | | | | | | | | [W/kg] | [dBm] | [dBm] |
| 2310.00 | 27710 | Mid | LTE Band 30 | 10 | 23.58 | 0 | QPSK | 1 | 49 | 0 | Back | 1:1 | 2.640 | 23.34 |
| 2310.00 | 27710 | Mid | LTE Band 30 | 10 | 22.63 | 1 | QPSK | 25 | 12 | 0 | Back | 1:1 | 2.220 | 23.15 |
| 2310.00 | 27710 | Mid | LTE Band 30 | 10 | 22.68 | 1 | QPSK | 50 | 0 | 0 | Back | 1:1 | 2.200 | 23.24 |
| 2310.00 | 27710 | Mid | LTE Band 30 | 10 | 23.58 | 0 | QPSK | 1 | 49 | 0 | Front | 1:1 | 1.970 | 24.61 |
| 2310.00 | 27710 | Mid | LTE Band 30 | 10 | 22.63 | 1 | QPSK | 25 | 12 | 0 | Front | 1:1 | 1.700 | 24.30 |
| 2310.00 | 27710 | Mid | LTE Band 30 | 10 | 22.68 | 1 | QPSK | 50 | 0 | 0 | Front | 1:1 | 1.720 | 24.30 |
| 2310.00 | 27710 | Mid | LTE Band 30 | 10 | 23.58 | 0 | QPSK | 1 | 49 | 0 | Bottom | 1:1 | 2.300 | 23.94 |
| 2310.00 | 27710 | Mid | LTE Band 30 | 10 | 22.63 | 1 | QPSK | 25 | 12 | 0 | Bottom | 1:1 | 2.080 | 23.43 |
| 2310.00 | 27710 | Mid | LTE Band 30 | 10 | 22.68 | 1 | QPSK | 50 | 0 | 0 | Bottom | 1:1 | 2.030 | 23.58 |
| 2310.00 | 27710 | Mid | LTE Band 30 | 10 | 23.58 | 0 | QPSK | 1 | 49 | 0 | Right | 1:1 | 0.385 | 31.70 |
| 2310.00 | 27710 | Mid | LTE Band 30 | 10 | 22.63 | 1 | QPSK | 25 | 12 | 0 | Right | 1:1 | 0.349 | 31.18 |
| 2310.00 | 27710 | Mid | LTE Band 30 | 10 | 23.58 | 0 | QPSK | 1 | 49 | 0 | Left | 1:1 | 0.173 | 35.18 |
| 2310.00 | 27710 | Mid | LTE Band 30 | 10 | 22.63 | 1 | QPSK | 25 | 12 | 0 | Left | 1:1 | 0.140 | 35.15 |
| 2510.00 | 20850 | Low | LTE Band 7 | 20 | 19.60 | 0 | QPSK | 1 | 0 | 0 | Back | 1:1 | 1.380 | 22.18 |
| 2510.00 | 20850 | Low | LTE Band 7 | 20 | 19.61 | 0 | QPSK | 50 | 50 | 0 | Back | 1:1 | 1.370 | 22.22 |
| 2510.00 | 20850 | Low | LTE Band 7 | 20 | 19.60 | 0 | QPSK | 1 | 0 | 0 | Front | 1:1 | 1.190 | 22.82 |
| 2510.00 | 20850 | Low | LTE Band 7 | 20 | 19.61 | 0 | QPSK | 50 | 50 | 0 | Front | 1:1 | 1.190 | 22.83 |
| 2510.00 | 20850 | Low | LTE Band 7 | 20 | 19.60 | 0 | QPSK | 1 | 0 | 0 | Bottom | 1:1 | 1.610 | 21.51 |
| 2510.00 | 20850 | Low | LTE Band 7 | 20 | 19.61 | 0 | QPSK | 50 | 50 | 0 | Bottom | 1:1 | 1.660 | 21.39 |
| 2535.00 | 21100 | Mid | LTE Band 7 | 20 | 19.47 | 0 | QPSK | 50 | 0 | 0 | Bottom | 1:1 | 1.420 | 21.93 |
| 21350.00 | 21350 | High | LTE Band 7 | 20 | 19.33 | 0 | QPSK | 50 | 25 | 0 | Bottom | 1:1 | 1.450 | 21.70 |
| 2510.00 | 20850 | Low | LTE Band 7 | 20 | 23.17 | 0 | QPSK | 1 | 0 | 0 | Right | 1:1 | 1.150 | 26.54 |
| 2510.00 | 20850 | Low | LTE Band 7 | 20 | 22.22 | 1 | QPSK | 50 | 0 | 0 | Right | 1:1 | 0.938 | 26.48 |
| 3603.30 | 55773 | Low-Mid | LTE Band 48 | 20 | 23.95 | 0 | QPSK | 1 | 0 | 0 | Back | 1:1.58 | 1.360 | 24.61 |
| 3603.30 | 55773 | Low-Mid | LTE Band 48 | 20 | 23.95 | 0 | QPSK | 1 | 0 | 0 | Front | 1:1.58 | 1.970 | 23.00 |
| 3603.30 | 55773 | Low-Mid | LTE Band 48 | 20 | 23.95 | 0 | QPSK | 1 | 0 | 0 | Top | 1:1.58 | 2.259 | 22.40 |
| 3603.30 | 55773 | Low-Mid | LTE Band 48 | 20 | 23.95 | 0 | QPSK | 1 | 0 | 0 | Left | 1:1.58 | 2.490 | 21.98 |
| 2506.00 | 39750 | Low | LTE Band 41 | 20 | 22.41 | 0 | QPSK | 1 | 50 | 0 | Back | 1:1.58 | 1.290 | 23.30 |
| 2549.50 | 40185 | Low-Mid | LTE Band 41 | 20 | 22.35 | 0 | QPSK | 1 | 50 | 0 | Back | 1:1.58 | 1.290 | 23.24 |
| 2593.00 | 40620 | Mid | LTE Band 41 | 20 | 22.44 | 0 | QPSK | 1 | 50 | 0 | Back | 1:1.58 | 1.360 | 23.10 |
| 2636.50 | 41055 | Mid-High | LTE Band 41 | 20 | 22.40 | 0 | QPSK | 1 | 50 | 0 | Back | 1:1.58 | 1.370 | 23.03 |
| 2680.00 | 41490 | High | LTE Band 41 | 20 | 22.22 | 0 | QPSK | 1 | 50 | 0 | Back | 1:1.58 | 1.370 | 22.85 |
| 2506.00 | 39750 | Low | LTE Band 41 | 20 | 22.48 | 0 | QPSK | 50 | 25 | 0 | Back | 1:1.58 | 1.350 | 23.17 |
| 2549.50 | 40185 | Low-Mid | LTE Band 41 | 20 | 22.42 | 0 | QPSK | 50 | 25 | 0 | Back | 1:1.58 | 1.320 | 23.21 |
| 2593.00 | 40620 | Mid | LTE Band 41 | 20 | 22.51 | 0 | QPSK | 50 | 25 | 0 | Back | 1:1.58 | 1.370 | 23.14 |
| 2636.50 | 41055 | Mid-High | LTE Band 41 | 20 | 22.41 | 0 | QPSK | 50 | 25 | 0 | Back | 1:1.58 | 1.390 | 22.97 |
| 2680.00 | 41490 | High | LTE Band 41 | 20 | 22.35 | 0 | QPSK | 50 | 25 | 0 | Back | 1:1.58 | 1.440 | 22.76 |
| 2506.00 | 39750 | Low | LTE Band 41 | 20 | 22.40 | 0 | QPSK | 100 | 0 | 0 | Back | 1:1.58 | 1.320 | 23.19 |
| 2593.00 | 40620 | Mid | LTE Band 41 | 20 | 22.44 | 0 | QPSK | 1 | 50 | 0 | Front | 1:1.58 | 1.230 | 23.53 |
| 2593.00 | 40620 | Mid | LTE Band 41 | 20 | 22.51 | 0 | QPSK | 50 | 25 | 0 | Front | 1:1.58 | 1.260 | 23.50 |
| 2506.00 | 39750 | Low | LTE Band 41 | 20 | 22.41 | 0 | QPSK | 1 | 50 | 0 | Bottom | 1:1.58 | 1.850 | 21.73 |
| 2549.50 | 40185 | Low-Mid | LTE Band 41 | 20 | 22.35 | 0 | QPSK | 1 | 50 | 0 | Bottom | 1:1.58 | 1.940 | 21.47 |
| 2593.00 | 40620 | Mid | LTE Band 41 | 20 | 22.44 | 0 | QPSK | 1 | 50 | 0 | Bottom | 1:1.58 | 2.000 | 21.42 |
| 2636.50 | 41055 | Mid-High | LTE Band 41 | 20 | 22.40 | 0 | QPSK | 1 | 50 | 0 | Bottom | 1:1.58 | 2.090 | 21.19 |
| 2680.00 | 41490 | High | LTE Band 41 | 20 | 22.22 | 0 | QPSK | 1 | 50 | 0 | Bottom | 1:1.58 | 2.030 | 21.14 |
| 2506.00 | 39750 | Low | LTE Band 41 | 20 | 22.48 | 0 | QPSK | 50 | 25 | 0 | Bottom | 1:1.58 | 1.950 | 21.57 |
| 2549.50 | 40185 | Low-Mid | LTE Band 41 | 20 | 22.42 | 0 | QPSK | 50 | 25 | 0 | Bottom | 1:1.58 | 2.050 | 21.30 |
| 2593.00 | 40620 | Mid | LTE Band 41 | 20 | 22.51 | 0 | QPSK | 50 | 25 | 0 | Bottom | 1:1.58 | 2.090 | 21.30 |
| 2636.50 | 41055 | Mid-High | LTE Band 41 | 20 | 22.41 | 0 | QPSK | 50 | 25 | 0 | Bottom | 1:1.58 | 2.180 | 21.02 |
| 2680.00 | 41490 | High | LTE Band 41 | 20 | 22.35 | 0 | QPSK | 50 | 25 | 0 | Bottom | 1:1.58 | 2.120 | 21.08 |
| 2506.00 | 39750 | Low | LTE Band 41 | 20 | 22.40 | 0 | QPSK | 100 | 0 | 0 | Bottom | 1:1.58 | 1.930 | 21.54 |
| 2506.00 | 39750 | Low | LTE Band 41 | 20 | 24.11 | 0 | QPSK | 1 | 99 | 0 | Right | 1:1.58 | 0.526 | 28.89 |
| 2506.00 | 39750 | Low | LTE Band 41 | 20 | 23.23 | 1 | QPSK | 50 | 25 | 0 | Right | 1:1.58 | 0.439 | 28.80 |

For some bands/modes, a lower P_{Limit} was selected as a more conservative evaluation.
Data highlighted in blue was tested and provided by the manufacturer.




| | | | | |
|------------------------------------|--|------------------------|---|---------------------------------|
| FCC ID: A3LSMN986U |  Proud to be part of  | PART 0 SAR CHAR REPORT |  | Approved by: Quality Manager |
| Test Dates: 04/22/20 – 06/07/20 | DUT Type: Portable Handset | | | APPENDIX A: Page 18 of 21 |

Table A-19
DSI = 0 P_{Limit} Calculations – 5G Phablet SAR

| MEASUREMENT RESULTS | | | | | | | | | | | | | | | |
|---------------------|--------|------|-----------------|-----------------------|----------|------------|-----------------|-----------|---------------|------|------------|-----------|--------|----------------|-------|
| FREQUENCY | | Mode | Bandwidth [MHz] | Conducted Power [dBm] | MPR [dB] | Modulation | RB Size | RB Offset | Spacing (m m) | Side | Duty Cycle | SAR (10g) | PLimit | Minimum PLimit | |
| MHz | Ch. | | | | | | | | | | | (W/kg) | [dBm] | [dBm] | |
| 680.50 | 136100 | Mid | NR Band n71 | 20 | 24.35 | 0 | DFT-s-OFDM QPSK | 1 | 0 | 8 | Back | 1:1 | 0.222 | 34.87 | 34.87 |
| 680.50 | 136100 | Mid | NR Band n71 | 20 | 24.35 | 0 | DFT-s-OFDM QPSK | 1 | 0 | 6 | Front | 1:1 | 0.220 | 34.91 | |
| 680.50 | 136100 | Mid | NR Band n71 | 20 | 24.35 | 0 | DFT-s-OFDM QPSK | 1 | 0 | 12 | Bottom | 1:1 | 0.040 | 42.31 | |
| 680.50 | 136100 | Mid | NR Band n71 | 20 | 24.35 | 0 | DFT-s-OFDM QPSK | 1 | 0 | 0 | Right | 1:1 | 0.066 | 40.13 | |
| 680.50 | 136100 | Mid | NR Band n71 | 20 | 24.35 | 0 | DFT-s-OFDM QPSK | 1 | 0 | 0 | Left | 1:1 | 0.104 | 38.16 | |
| 707.50 | 141500 | Mid | NR Band n12 | 15 | 24.21 | 0 | DFT-s-OFDM QPSK | 1 | 77 | 8 | Back | 1:1 | 0.218 | 34.80 | 34.73 |
| 707.50 | 141500 | Mid | NR Band n12 | 15 | 24.21 | 0 | DFT-s-OFDM QPSK | 1 | 77 | 6 | Front | 1:1 | 0.222 | 34.73 | |
| 707.50 | 141500 | Mid | NR Band n12 | 15 | 24.21 | 0 | DFT-s-OFDM QPSK | 1 | 77 | 12 | Bottom | 1:1 | 0.048 | 41.38 | |
| 707.50 | 141500 | Mid | NR Band n12 | 15 | 24.21 | 0 | DFT-s-OFDM QPSK | 1 | 77 | 0 | Right | 1:1 | 0.060 | 40.41 | |
| 707.50 | 141500 | Mid | NR Band n12 | 15 | 24.21 | 0 | DFT-s-OFDM QPSK | 1 | 77 | 0 | Left | 1:1 | 0.105 | 37.98 | |
| 836.50 | 167300 | Mid | NR Band n5 | 20 | 24.60 | 0 | DFT-s-OFDM QPSK | 1 | 1 | 8 | Back | 1:1 | 0.439 | 32.15 | 32.02 |
| 836.50 | 167300 | Mid | NR Band n5 | 20 | 24.60 | 0 | DFT-s-OFDM QPSK | 1 | 1 | 6 | Front | 1:1 | 0.453 | 32.02 | |
| 836.50 | 167300 | Mid | NR Band n5 | 20 | 24.60 | 0 | DFT-s-OFDM QPSK | 1 | 1 | 12 | Bottom | 1:1 | 0.125 | 37.61 | |
| 836.50 | 167300 | Mid | NR Band n5 | 20 | 24.60 | 0 | DFT-s-OFDM QPSK | 1 | 1 | 0 | Right | 1:1 | 0.149 | 36.85 | |
| 836.50 | 167300 | Mid | NR Band n5 | 20 | 24.60 | 0 | DFT-s-OFDM QPSK | 1 | 1 | 0 | Left | 1:1 | 0.232 | 34.92 | |
| 1720.00 | 344000 | Low | NR Band n66 | 20 | 23.93 | 0 | DFT-s-OFDM QPSK | 1 | 53 | 8 | Back | 1:1 | 1.280 | 26.84 | 26.25 |
| 1720.00 | 344000 | Low | NR Band n66 | 20 | 23.67 | 0 | DFT-s-OFDM QPSK | 50 | 28 | 8 | Back | 1:1 | 1.220 | 26.79 | |
| 1720.00 | 344000 | Low | NR Band n66 | 20 | 23.93 | 0 | DFT-s-OFDM QPSK | 1 | 53 | 6 | Front | 1:1 | 1.400 | 26.45 | |
| 1720.00 | 344000 | Low | NR Band n66 | 20 | 23.67 | 0 | DFT-s-OFDM QPSK | 50 | 28 | 6 | Front | 1:1 | 1.380 | 26.25 | |
| 1720.00 | 344000 | Low | NR Band n66 | 20 | 23.93 | 0 | DFT-s-OFDM QPSK | 1 | 53 | 12 | Bottom | 1:1 | 0.946 | 28.15 | |
| 1720.00 | 344000 | Low | NR Band n66 | 20 | 23.67 | 0 | DFT-s-OFDM QPSK | 50 | 28 | 12 | Bottom | 1:1 | 0.963 | 27.81 | |
| 1720.00 | 344000 | Low | NR Band n66 | 20 | 23.93 | 0 | DFT-s-OFDM QPSK | 1 | 53 | 0 | Right | 1:1 | 0.509 | 30.84 | |
| 1720.00 | 344000 | Low | NR Band n66 | 20 | 23.67 | 0 | DFT-s-OFDM QPSK | 50 | 28 | 0 | Right | 1:1 | 0.491 | 30.74 | |
| 1720.00 | 344000 | Low | NR Band n66 | 20 | 23.93 | 0 | DFT-s-OFDM QPSK | 1 | 53 | 0 | Left | 1:1 | 0.311 | 32.98 | |
| 1720.00 | 344000 | Low | NR Band n66 | 20 | 23.67 | 0 | DFT-s-OFDM QPSK | 50 | 28 | 0 | Left | 1:1 | 0.305 | 32.81 | |
| 1905.00 | 381000 | High | NR Band n25 | 20 | 23.91 | 0 | DFT-s-OFDM QPSK | 1 | 53 | 8 | Back | 1:1 | 1.070 | 27.60 | 26.28 |
| 1905.00 | 381000 | High | NR Band n25 | 20 | 23.91 | 0 | DFT-s-OFDM QPSK | 50 | 28 | 8 | Back | 1:1 | 1.080 | 27.56 | |
| 1905.00 | 381000 | High | NR Band n25 | 20 | 23.91 | 0 | DFT-s-OFDM QPSK | 1 | 53 | 6 | Front | 1:1 | 1.220 | 27.03 | |
| 1905.00 | 381000 | High | NR Band n25 | 20 | 23.91 | 0 | DFT-s-OFDM QPSK | 50 | 28 | 6 | Front | 1:1 | 1.180 | 27.17 | |
| 1905.00 | 381000 | High | NR Band n25 | 20 | 23.91 | 0 | DFT-s-OFDM QPSK | 1 | 53 | 12 | Bottom | 1:1 | 1.450 | 26.28 | |
| 1905.00 | 381000 | High | NR Band n25 | 20 | 23.91 | 0 | DFT-s-OFDM QPSK | 50 | 28 | 12 | Bottom | 1:1 | 1.370 | 26.52 | |
| 1905.00 | 381000 | High | NR Band n25 | 20 | 23.91 | 0 | DFT-s-OFDM QPSK | 1 | 53 | 0 | Right | 1:1 | 0.582 | 30.24 | |
| 1905.00 | 381000 | High | NR Band n25 | 20 | 23.91 | 0 | DFT-s-OFDM QPSK | 50 | 28 | 0 | Right | 1:1 | 0.545 | 30.53 | |
| 1905.00 | 381000 | High | NR Band n25 | 20 | 23.91 | 0 | DFT-s-OFDM QPSK | 1 | 53 | 0 | Left | 1:1 | 0.350 | 32.45 | |
| 1905.00 | 381000 | High | NR Band n25 | 20 | 23.91 | 0 | DFT-s-OFDM QPSK | 50 | 28 | 0 | Left | 1:1 | 0.323 | 32.80 | |
| 2592.99 | 518598 | Mid | NR Band n41 | 100 | 24.45 | 0 | DFT-s-OFDM QPSK | 1 | 137 | 0 | Back | 1:4 | 0.071 | 33.90 | 27.32 |
| 2592.99 | 518598 | Mid | NR Band n41 | 100 | 24.45 | 0 | DFT-s-OFDM QPSK | 1 | 137 | 0 | Front | 1:4 | 0.124 | 31.47 | |
| 2592.99 | 518598 | Mid | NR Band n41 | 100 | 24.45 | 0 | DFT-s-OFDM QPSK | 1 | 137 | 0 | Top | 1:4 | 0.323 | 27.32 | |
| 2592.99 | 518598 | Mid | NR Band n41 | 100 | 24.45 | 0 | DFT-s-OFDM QPSK | 1 | 137 | 0 | Left | 1:4 | 0.013 | 41.27 | |

For some bands/modes, a lower P_{Limit} was selected as a more conservative evaluation.
Data highlighted in blue was tested and provided by the manufacturer.




| | | | | |
|------------------------------------|--|------------------------|---|---------------------------------|
| FCC ID: A3LSMN986U |  Proud to be part of  | PART 0 SAR CHAR REPORT |  | Approved by: Quality Manager |
| Test Dates: 04/22/20 – 06/07/20 | DUT Type: Portable Handset | | | APPENDIX A: Page 19 of 21 |

Table A-20
DSI = 1 P_{Limit} Calculations – 5G Phablet SAR

| MEASUREMENT RESULTS | | | | | | | | | | | | | | | |
|---------------------|--------|------|-------------|-----------------|-----------------------|----------|-----------------|---------|-----------|--------------|--------|------------|-----------|--------|----------------|
| FREQUENCY | | | Mode | Bandwidth [MHz] | Conducted Power [dBm] | MPR [dB] | Modulation | RB Size | RB Offset | Spacing (mm) | Side | Duty Cycle | SAR (10g) | PLimit | Minimum PLimit |
| MHz | Ch. | Ch. | | | | | | | | | | | [W/kg] | [dBm] | [dBm] |
| 680.50 | 136100 | Mid | NR Band n71 | 20 | 24.35 | 0 | DFT-s-OFDM QPSK | 1 | 0 | 0 | Back | 1:1 | 0.957 | 28.52 | 28.52 |
| 680.50 | 136100 | Mid | NR Band n71 | 20 | 24.35 | 0 | DFT-s-OFDM QPSK | 1 | 0 | 0 | Front | 1:1 | 0.795 | 29.33 | |
| 680.50 | 136100 | Mid | NR Band n71 | 20 | 24.35 | 0 | DFT-s-OFDM QPSK | 1 | 0 | 0 | Bottom | 1:1 | 0.579 | 30.70 | |
| 680.50 | 136100 | Mid | NR Band n71 | 20 | 24.35 | 0 | DFT-s-OFDM QPSK | 1 | 0 | 0 | Right | 1:1 | 0.066 | 40.13 | |
| 680.50 | 136100 | Mid | NR Band n71 | 20 | 24.35 | 0 | DFT-s-OFDM QPSK | 1 | 0 | 0 | Left | 1:1 | 0.104 | 38.16 | |
| 707.50 | 141500 | Mid | NR Band n12 | 15 | 24.21 | 0 | DFT-s-OFDM QPSK | 1 | 0 | 0 | Back | 1:1 | 1.460 | 26.55 | 26.55 |
| 707.50 | 141500 | Mid | NR Band n12 | 15 | 24.21 | 0 | DFT-s-OFDM QPSK | 1 | 0 | 0 | Front | 1:1 | 1.420 | 26.67 | |
| 707.50 | 141500 | Mid | NR Band n12 | 15 | 24.21 | 0 | DFT-s-OFDM QPSK | 1 | 0 | 0 | Bottom | 1:1 | 0.873 | 28.78 | |
| 707.50 | 141500 | Mid | NR Band n12 | 15 | 24.21 | 0 | DFT-s-OFDM QPSK | 1 | 77 | 0 | Right | 1:1 | 0.060 | 40.41 | |
| 707.50 | 141500 | Mid | NR Band n12 | 15 | 24.21 | 0 | DFT-s-OFDM QPSK | 1 | 77 | 0 | Left | 1:1 | 0.105 | 37.98 | |
| 836.50 | 167300 | Mid | NR Band n5 | 20 | 24.60 | 0 | DFT-s-OFDM QPSK | 1 | 1 | 0 | Back | 1:1 | 0.907 | 29.00 | 28.13 |
| 836.50 | 167300 | Mid | NR Band n5 | 20 | 24.60 | 0 | DFT-s-OFDM QPSK | 1 | 1 | 0 | Front | 1:1 | 1.110 | 28.13 | |
| 836.50 | 167300 | Mid | NR Band n5 | 20 | 24.60 | 0 | DFT-s-OFDM QPSK | 1 | 1 | 0 | Bottom | 1:1 | 0.753 | 29.81 | |
| 836.50 | 167300 | Mid | NR Band n5 | 20 | 24.60 | 0 | DFT-s-OFDM QPSK | 1 | 1 | 0 | Right | 1:1 | 0.149 | 36.85 | |
| 836.50 | 167300 | Mid | NR Band n5 | 20 | 24.60 | 0 | DFT-s-OFDM QPSK | 1 | 1 | 0 | Left | 1:1 | 0.232 | 34.92 | |
| 1720.00 | 344000 | Low | NR Band n66 | 20 | 19.98 | 0 | DFT-s-OFDM QPSK | 1 | 53 | 0 | Back | 1:1 | 2.200 | 20.54 | 20.12 |
| 1745.00 | 349000 | Mid | NR Band n66 | 20 | 19.72 | 0 | DFT-s-OFDM QPSK | 1 | 1 | 0 | Back | 1:1 | 2.150 | 20.38 | |
| 1770.00 | 354000 | High | NR Band n66 | 20 | 20.03 | 0 | DFT-s-OFDM QPSK | 1 | 53 | 0 | Back | 1:1 | 2.450 | 20.12 | |
| 1720.00 | 344000 | Low | NR Band n66 | 20 | 19.85 | 0 | DFT-s-OFDM QPSK | 50 | 0 | 0 | Back | 1:1 | 2.130 | 20.55 | |
| 1745.00 | 349000 | Mid | NR Band n66 | 20 | 19.64 | 0 | DFT-s-OFDM QPSK | 50 | 0 | 0 | Back | 1:1 | 2.150 | 20.30 | |
| 1770.00 | 354000 | High | NR Band n66 | 20 | 19.96 | 0 | DFT-s-OFDM QPSK | 50 | 0 | 0 | Back | 1:1 | 2.160 | 20.59 | |
| 1770.00 | 354000 | High | NR Band n66 | 20 | 19.87 | 0 | DFT-s-OFDM QPSK | 100 | 0 | 0 | Back | 1:1 | 2.160 | 20.50 | |
| 1720.00 | 344000 | Low | NR Band n66 | 20 | 19.98 | 0 | DFT-s-OFDM QPSK | 1 | 53 | 0 | Front | 1:1 | 1.840 | 21.31 | |
| 1745.00 | 349000 | Mid | NR Band n66 | 20 | 19.72 | 0 | DFT-s-OFDM QPSK | 1 | 1 | 0 | Front | 1:1 | 1.820 | 21.10 | |
| 1770.00 | 354000 | High | NR Band n66 | 20 | 20.03 | 0 | DFT-s-OFDM QPSK | 1 | 53 | 0 | Front | 1:1 | 1.880 | 21.27 | |
| 1720.00 | 344000 | Low | NR Band n66 | 20 | 19.85 | 0 | DFT-s-OFDM QPSK | 50 | 0 | 0 | Front | 1:1 | 1.740 | 21.42 | |
| 1745.00 | 349000 | Mid | NR Band n66 | 20 | 19.64 | 0 | DFT-s-OFDM QPSK | 50 | 0 | 0 | Front | 1:1 | 1.820 | 21.02 | |
| 1770.00 | 354000 | High | NR Band n66 | 20 | 19.96 | 0 | DFT-s-OFDM QPSK | 50 | 0 | 0 | Front | 1:1 | 1.810 | 21.36 | |
| 1770.00 | 354000 | High | NR Band n66 | 20 | 19.87 | 0 | DFT-s-OFDM QPSK | 100 | 0 | 0 | Front | 1:1 | 1.810 | 21.27 | |
| 1720.00 | 344000 | Low | NR Band n66 | 20 | 19.98 | 0 | DFT-s-OFDM QPSK | 1 | 53 | 0 | Bottom | 1:1 | 1.910 | 21.15 | |
| 1745.00 | 349000 | Mid | NR Band n66 | 20 | 19.72 | 0 | DFT-s-OFDM QPSK | 1 | 1 | 0 | Bottom | 1:1 | 1.930 | 20.84 | |
| 1770.00 | 354000 | High | NR Band n66 | 20 | 20.03 | 0 | DFT-s-OFDM QPSK | 1 | 53 | 0 | Bottom | 1:1 | 1.910 | 21.20 | |
| 1720.00 | 344000 | Low | NR Band n66 | 20 | 19.85 | 0 | DFT-s-OFDM QPSK | 50 | 0 | 0 | Bottom | 1:1 | 1.880 | 21.09 | |
| 1745.00 | 349000 | Mid | NR Band n66 | 20 | 19.64 | 0 | DFT-s-OFDM QPSK | 50 | 0 | 0 | Bottom | 1:1 | 1.900 | 20.83 | |
| 1770.00 | 354000 | High | NR Band n66 | 20 | 19.96 | 0 | DFT-s-OFDM QPSK | 50 | 0 | 0 | Bottom | 1:1 | 1.850 | 21.27 | |
| 1770.00 | 354000 | High | NR Band n66 | 20 | 19.87 | 0 | DFT-s-OFDM QPSK | 100 | 0 | 0 | Bottom | 1:1 | 2.030 | 20.77 | |
| 1720.00 | 344000 | Low | NR Band n66 | 20 | 23.93 | 0 | DFT-s-OFDM QPSK | 1 | 53 | 0 | Right | 1:1 | 0.509 | 30.84 | |
| 1720.00 | 344000 | Low | NR Band n66 | 20 | 23.67 | 0 | DFT-s-OFDM QPSK | 50 | 28 | 0 | Right | 1:1 | 0.491 | 30.74 | |
| 1720.00 | 344000 | Low | NR Band n66 | 20 | 23.93 | 0 | DFT-s-OFDM QPSK | 1 | 53 | 0 | Left | 1:1 | 0.311 | 32.98 | |
| 1720.00 | 344000 | Low | NR Band n66 | 20 | 23.67 | 0 | DFT-s-OFDM QPSK | 50 | 28 | 0 | Left | 1:1 | 0.305 | 32.81 | |
| 1770.00 | 354000 | High | NR Band n66 | 20 | 19.80 | 0 | CP-OFDM QPSK | 1 | 1 | 0 | Back | 1:1 | 2.200 | 20.36 | |

For some bands/modes, a lower P_{Limit} was selected as a more conservative evaluation.
Data highlighted in blue was tested and provided by the manufacturer.







| | | | | |
|------------------------------------|--|------------------------|---|---------------------------------|
| FCC ID: A3LSMN986U |  Proud to be part of  | PART 0 SAR CHAR REPORT |  | Approved by: Quality Manager |
| Test Dates: 04/22/20 – 06/07/20 | DUT Type: Portable Handset | | | APPENDIX A: Page 20 of 21 |

Table A-21
DSI = 1 P_{Limit} Calculations – 5G Phablet SAR

| MEASUREMENT RESULTS | | | | | | | | | | | | | | | |
|---------------------|--------|------|-------------|-----------------|-----------------------|----------|-----------------|---------|-----------|--------------|--------|------------|-----------|--------|----------------|
| FREQUENCY | | | Mode | Bandwidth [MHz] | Conducted Power [dBm] | MPR [dB] | Modulation | RB Size | RB Offset | Spacing (mm) | Side | Duty Cycle | SAR (10g) | PLimit | Minimum PLimit |
| MHz | Ch. | | | | | | | | | | | | (W/kg) | [dBm] | [dBm] |
| 1860.00 | 372000 | Low | NR Band n25 | 20 | 20.04 | 0 | DFT-s-OFDM QPSK | 1 | 53 | 0 | Back | 1:1 | 1.990 | 21.03 | 20.55 |
| 1882.50 | 376500 | Mid | NR Band n25 | 20 | 19.86 | 0 | DFT-s-OFDM QPSK | 1 | 104 | 0 | Back | 1:1 | 1.950 | 20.94 | |
| 1905.00 | 381000 | High | NR Band n25 | 20 | 20.31 | 0 | DFT-s-OFDM QPSK | 1 | 53 | 0 | Back | 1:1 | 2.120 | 21.03 | |
| 1860.00 | 372000 | Low | NR Band n25 | 20 | 19.97 | 0 | DFT-s-OFDM QPSK | 50 | 0 | 0 | Back | 1:1 | 2.020 | 20.90 | |
| 1882.50 | 376500 | Mid | NR Band n25 | 20 | 19.81 | 0 | DFT-s-OFDM QPSK | 50 | 56 | 0 | Back | 1:1 | 1.990 | 20.80 | |
| 1905.00 | 381000 | High | NR Band n25 | 20 | 20.17 | 0 | DFT-s-OFDM QPSK | 50 | 28 | 0 | Back | 1:1 | 2.130 | 20.87 | |
| 1905.00 | 381000 | High | NR Band n25 | 20 | 20.13 | 0 | DFT-s-OFDM QPSK | 100 | 0 | 0 | Back | 1:1 | 2.150 | 20.79 | |
| 1905.00 | 381000 | High | NR Band n25 | 20 | 20.31 | 0 | DFT-s-OFDM QPSK | 1 | 53 | 0 | Front | 1:1 | 1.750 | 21.86 | |
| 1905.00 | 381000 | High | NR Band n25 | 20 | 20.17 | 0 | DFT-s-OFDM QPSK | 50 | 28 | 0 | Front | 1:1 | 1.750 | 21.72 | |
| 1860.00 | 372000 | Low | NR Band n25 | 20 | 20.04 | 0 | DFT-s-OFDM QPSK | 1 | 53 | 0 | Bottom | 1:1 | 1.920 | 21.19 | |
| 1882.50 | 376500 | Mid | NR Band n25 | 20 | 19.86 | 0 | DFT-s-OFDM QPSK | 1 | 104 | 0 | Bottom | 1:1 | 1.940 | 20.96 | |
| 1905.00 | 381000 | High | NR Band n25 | 20 | 20.31 | 0 | DFT-s-OFDM QPSK | 1 | 53 | 0 | Bottom | 1:1 | 2.180 | 20.90 | |
| 1860.00 | 372000 | Low | NR Band n25 | 20 | 19.97 | 0 | DFT-s-OFDM QPSK | 50 | 0 | 0 | Bottom | 1:1 | 1.990 | 20.96 | |
| 1882.50 | 376500 | Mid | NR Band n25 | 20 | 19.81 | 0 | DFT-s-OFDM QPSK | 50 | 56 | 0 | Bottom | 1:1 | 1.830 | 21.16 | |
| 1905.00 | 381000 | High | NR Band n25 | 20 | 20.17 | 0 | DFT-s-OFDM QPSK | 50 | 28 | 0 | Bottom | 1:1 | 2.160 | 20.80 | |
| 1905.00 | 381000 | High | NR Band n25 | 20 | 20.13 | 0 | DFT-s-OFDM QPSK | 100 | 0 | 0 | Bottom | 1:1 | 2.270 | 20.55 | |
| 1905.00 | 381000 | High | NR Band n25 | 20 | 23.91 | 0 | DFT-s-OFDM QPSK | 1 | 53 | 0 | Right | 1:1 | 0.582 | 30.24 | |
| 1905.00 | 381000 | High | NR Band n25 | 20 | 23.91 | 0 | DFT-s-OFDM QPSK | 50 | 28 | 0 | Right | 1:1 | 0.545 | 30.53 | |
| 1905.00 | 381000 | High | NR Band n25 | 20 | 23.91 | 0 | DFT-s-OFDM QPSK | 1 | 53 | 0 | Left | 1:1 | 0.350 | 32.45 | |
| 1905.00 | 381000 | High | NR Band n25 | 20 | 23.91 | 0 | DFT-s-OFDM QPSK | 50 | 28 | 0 | Left | 1:1 | 0.323 | 32.80 | |
| 1905.00 | 381000 | High | NR Band n25 | 20 | 20.10 | 0 | CP-OFDM QPSK | 1 | 1 | 0 | Bottom | 1:1 | 2.110 | 20.84 | |
| 2592.99 | 518598 | Mid | NR Band n41 | 100 | 24.45 | 0 | DFT-s-OFDM QPSK | 1 | 137 | 0 | Back | 1:4 | 0.071 | 33.90 | 27.32 |
| 2592.99 | 518598 | Mid | NR Band n41 | 100 | 24.45 | 0 | DFT-s-OFDM QPSK | 1 | 137 | 0 | Front | 1:4 | 0.124 | 31.47 | |
| 2592.99 | 518598 | Mid | NR Band n41 | 100 | 24.45 | 0 | DFT-s-OFDM QPSK | 1 | 137 | 0 | Top | 1:4 | 0.323 | 27.32 | |
| 2592.99 | 518598 | Mid | NR Band n41 | 100 | 24.45 | 0 | DFT-s-OFDM QPSK | 1 | 137 | 0 | Left | 1:4 | 0.013 | 41.27 | |

For some bands/modes, a lower P_{Limit} was selected as a more conservative evaluation.
Data highlighted in blue was tested and provided by the manufacturer.

| | | | | |
|------------------------------------|--|------------------------------|---|---------------------------------|
| FCC ID: A3LSMN986U |  Proud to be part of  | PART 0 SAR CHAR REPORT |  | Approved by: Quality Manager |
| Test Dates: 04/22/20 – 06/07/20 | DUT Type: Portable Handset | APPENDIX A: Page 21 of 21 | | |