







# APPENDIX A: TEST SETUP PHOTOGRAPHS

<b>FCC ID:</b> A3LSMN986JPN	 <b>PCTEST</b> <small>Proud to be part of element</small>	<b>PART 2 RF EXPOSURE EVALUATION REPORT</b>		<b>Approved by:</b> Quality Manager
<b>Test Dates:</b> 08/24/2020 - 08/28/2020	<b>DUT Type:</b> Portable Handset			APPENDIX A: Page 1 of 3





Test Setup Photo 1 – Conducted Test Setup (Figure 5-1a)

<b>FCC ID:</b> A3LSMN986JPN	 <b>PART 2 RF EXPOSURE EVALUATION REPORT</b> 	<b>Approved by:</b> Quality Manager
<b>Test Dates:</b> 08/24/2020 - 08/28/2020	<b>DUT Type:</b> Portable Handset	<b>APPENDIX A:</b> Page 2 of 3



**Test Setup Photo 2 – Conducted Test Setup (Figure 5-2b)**

<b>FCC ID:</b> A3LSMN986JPN	 <b>PART 2 RF EXPOSURE EVALUATION REPORT</b> 	<b>Approved by:</b> Quality Manager
<b>Test Dates:</b> 08/24/2020 - 08/28/2020	<b>DUT Type:</b> Portable Handset	<b>APPENDIX A:</b> Page 3 of 3