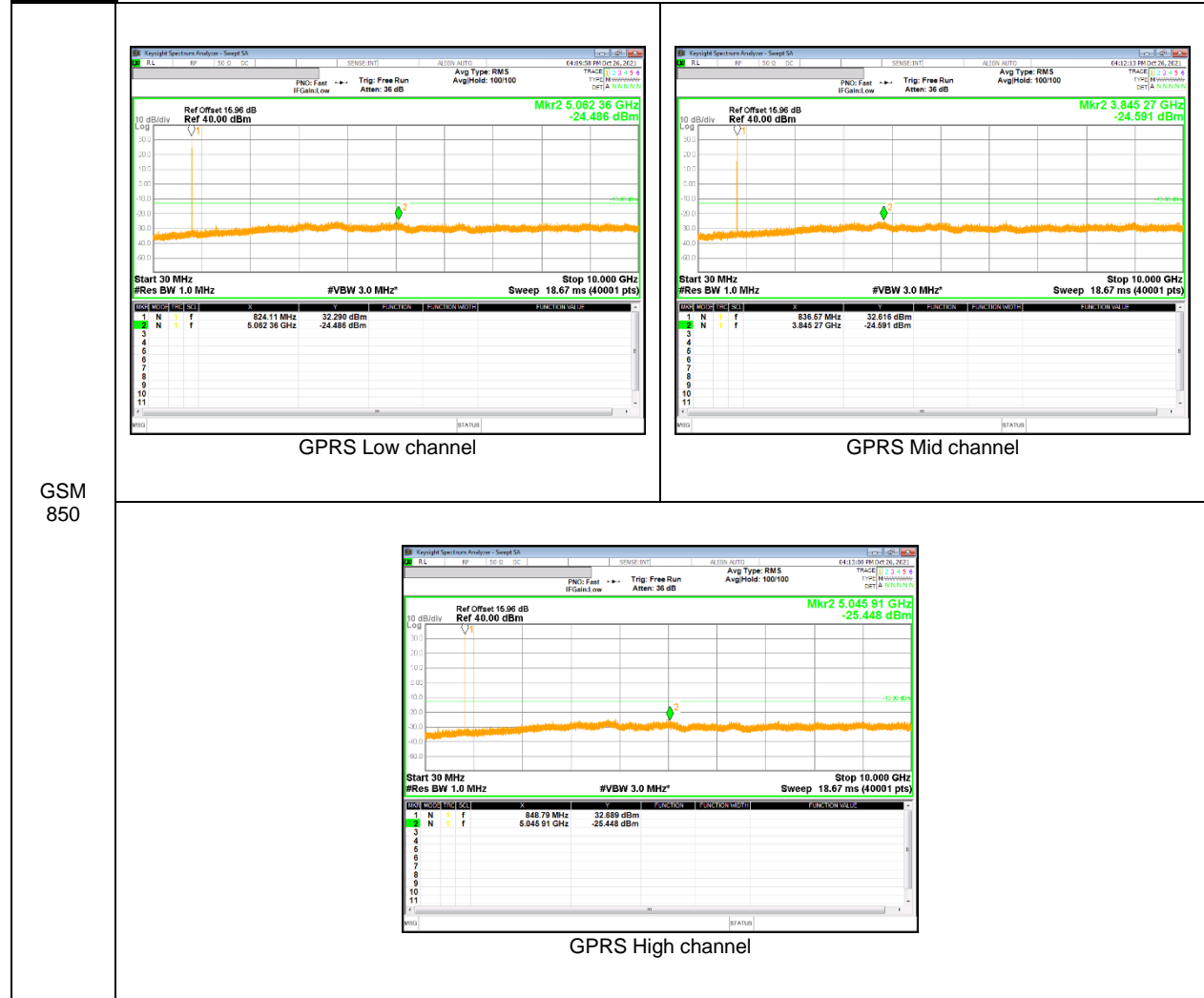


9.3.1. OUT OF BAND EMISSIONS RESULT

GSM 850



GSM
850

GSM 1900

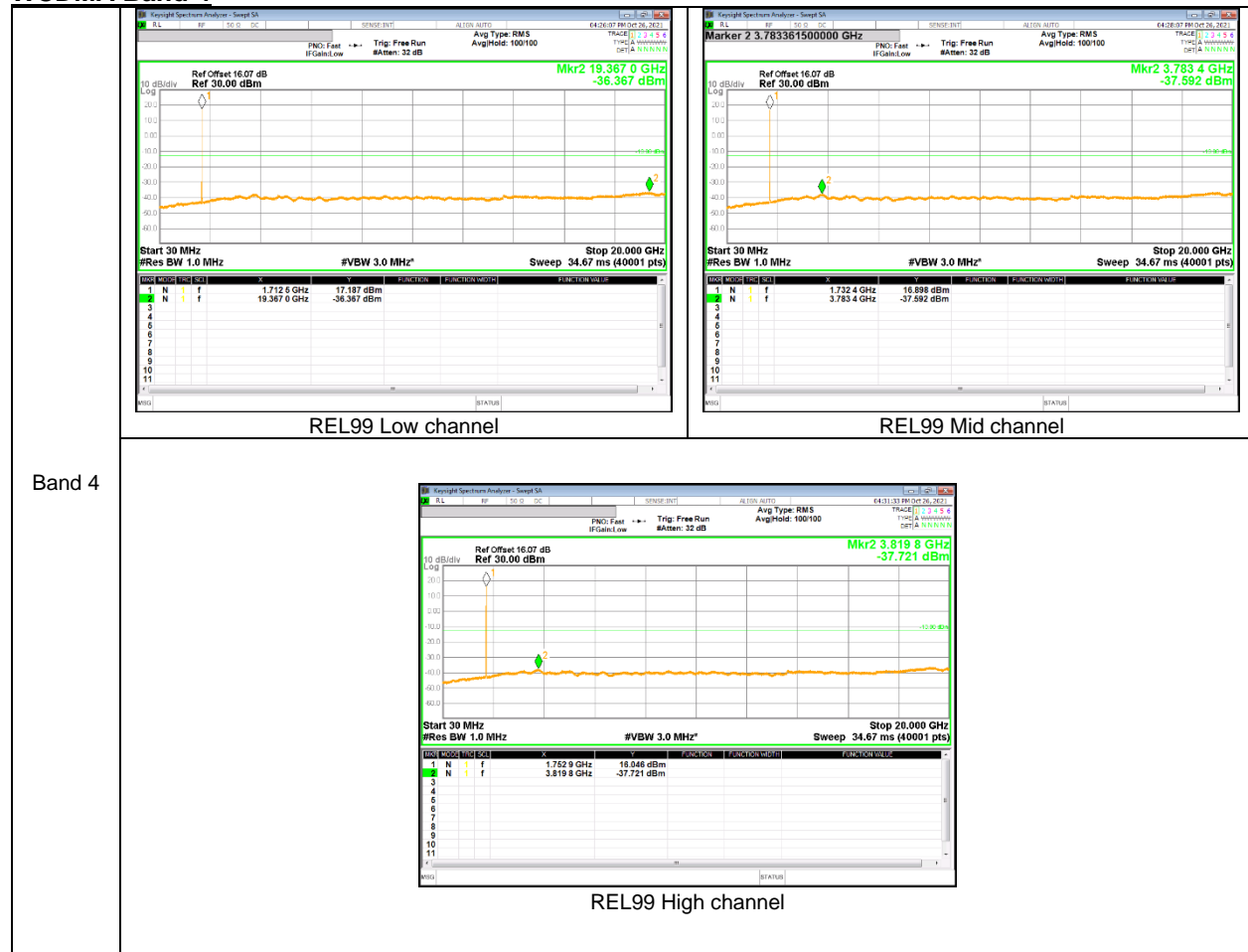


GSM
1900

WCDMA Band 5

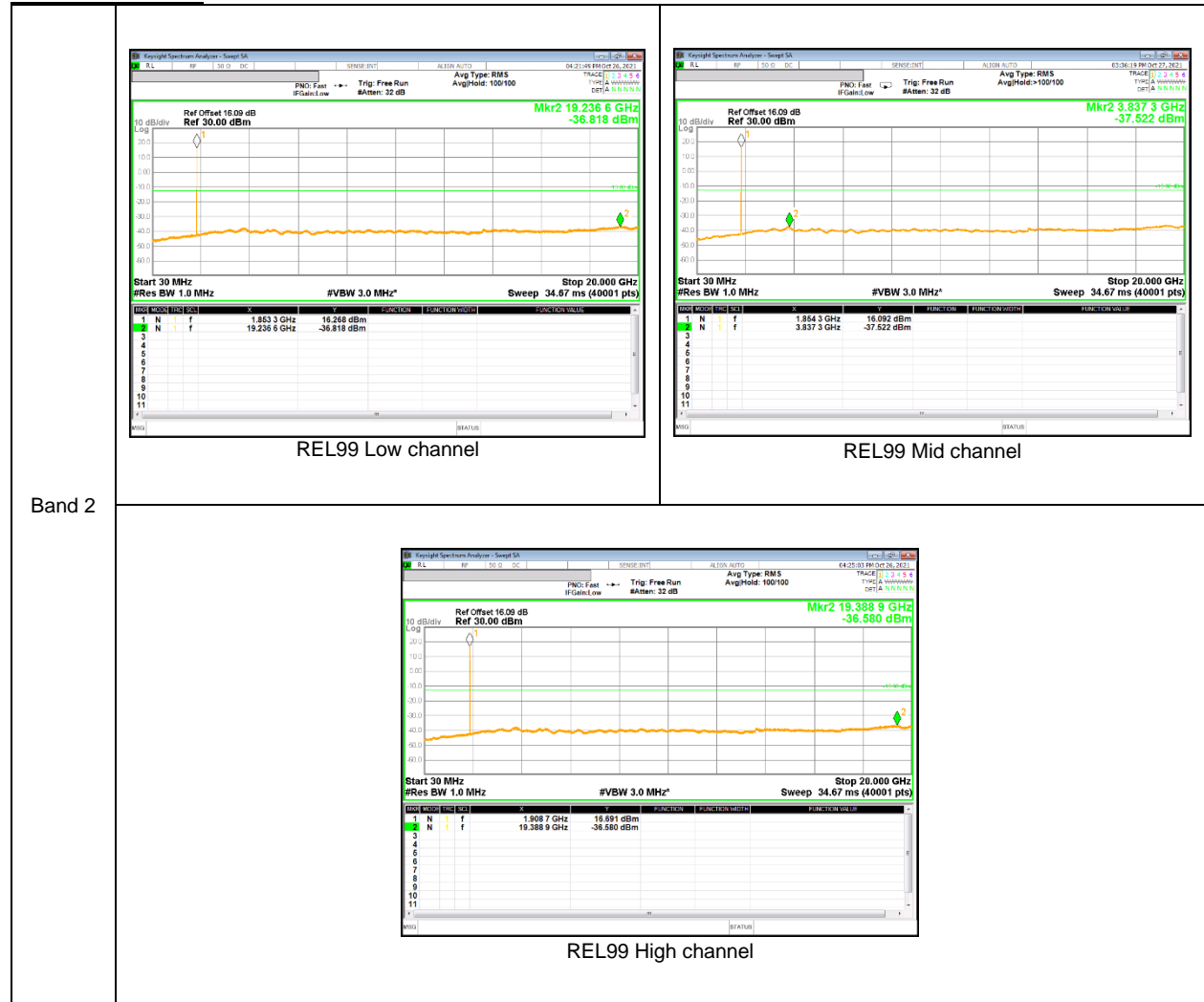


WCDMA Band 4

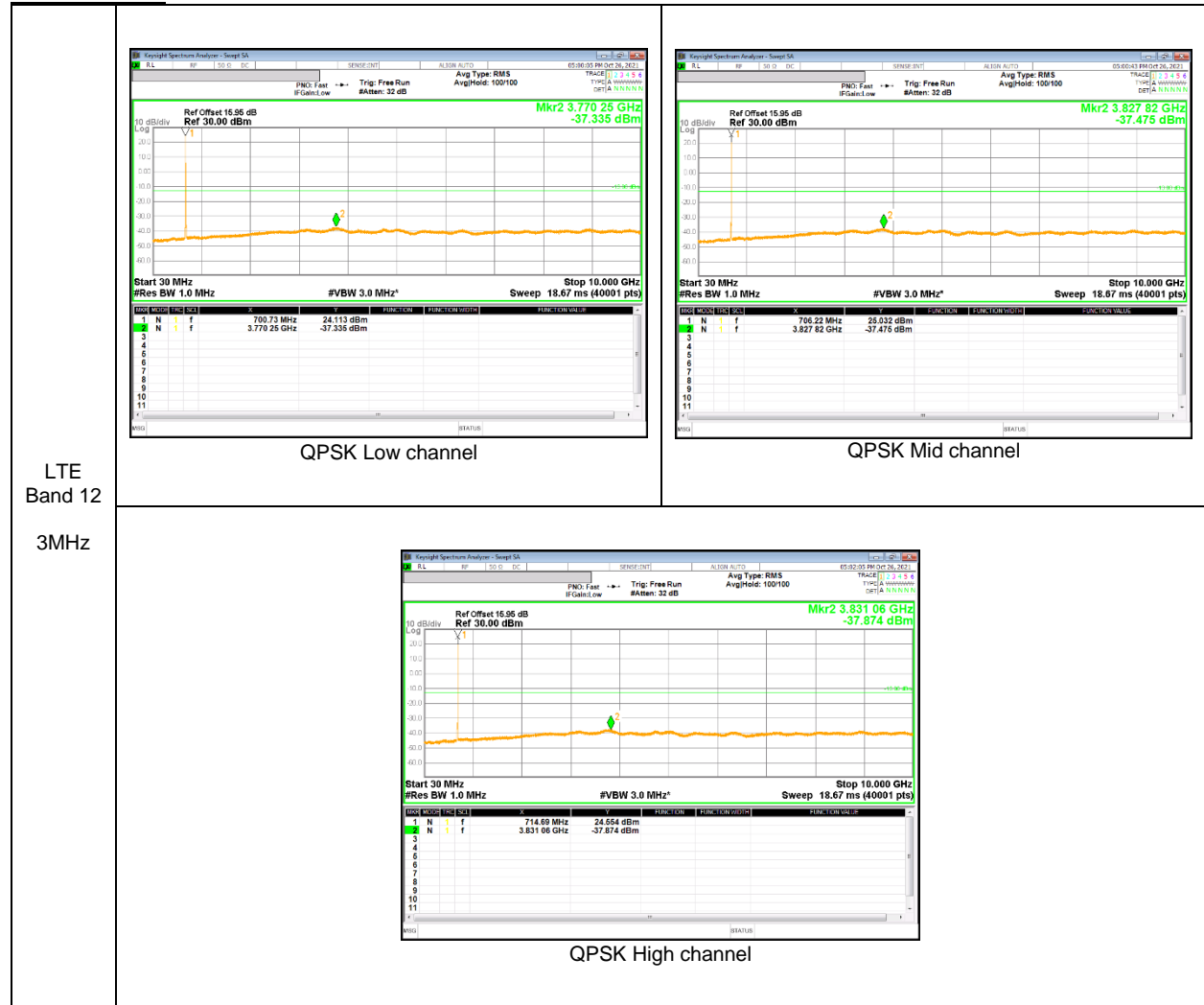


Band 4

WCDMA Band 2

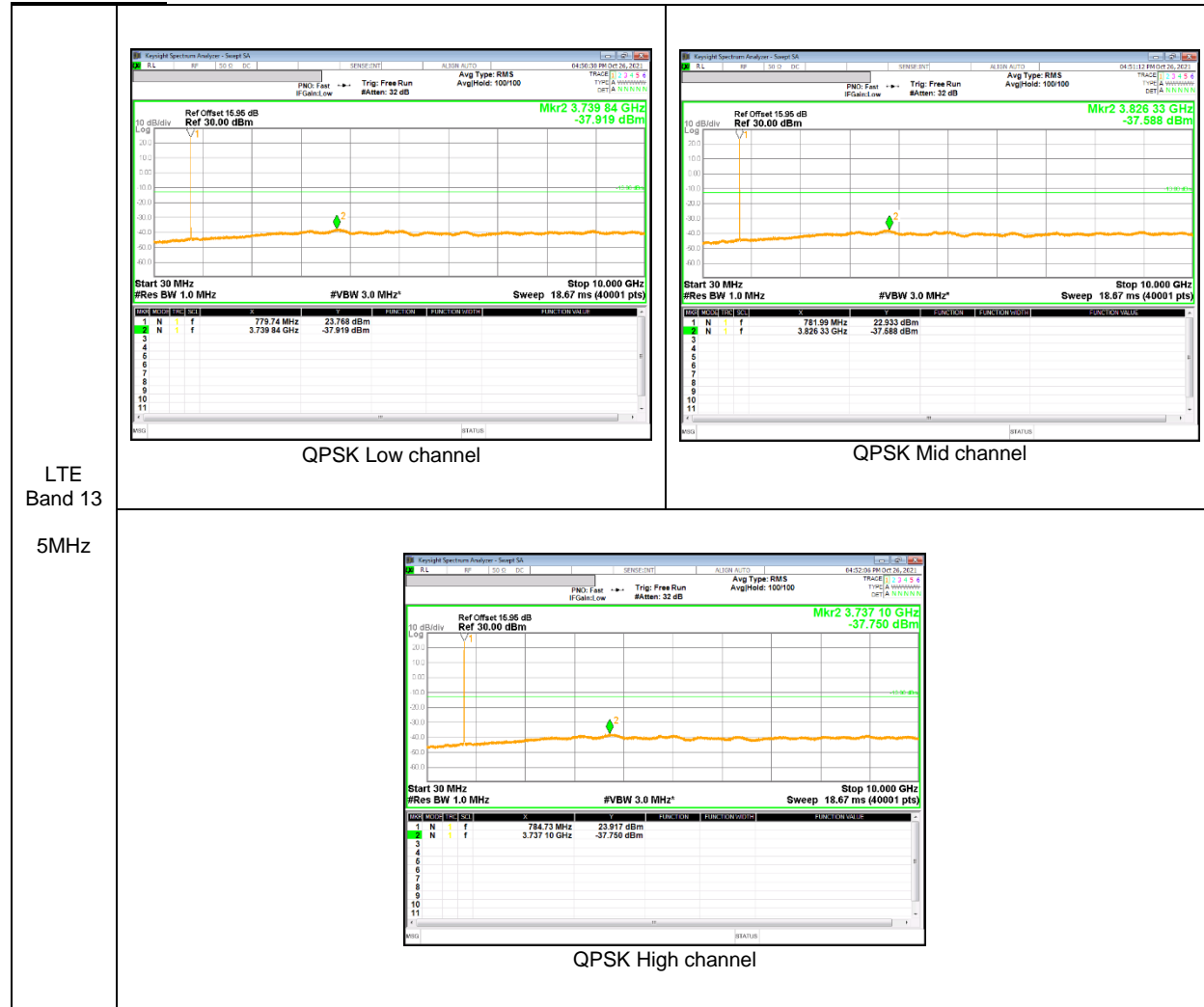


LTE Band 12



LTE
 Band 12
 3MHz

LTE Band 13

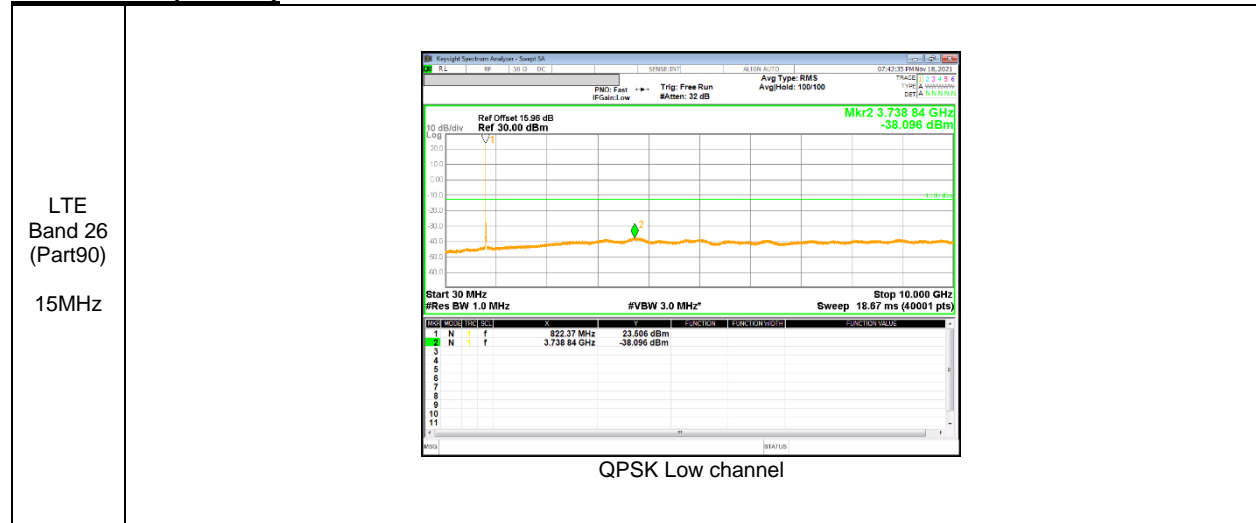


LTE
 Band 13
 5MHz

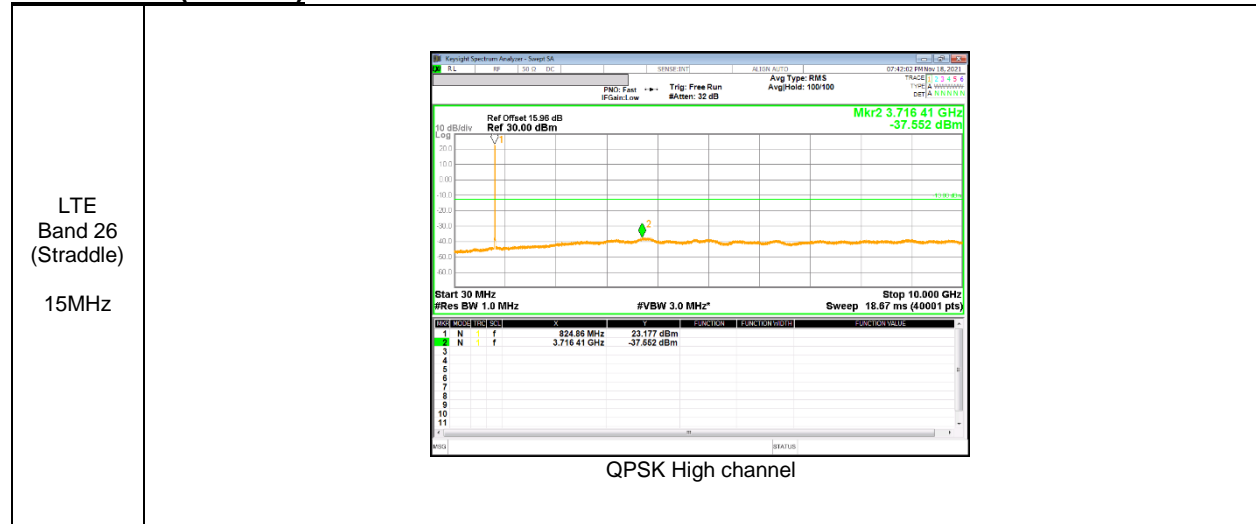
LTE Band 25



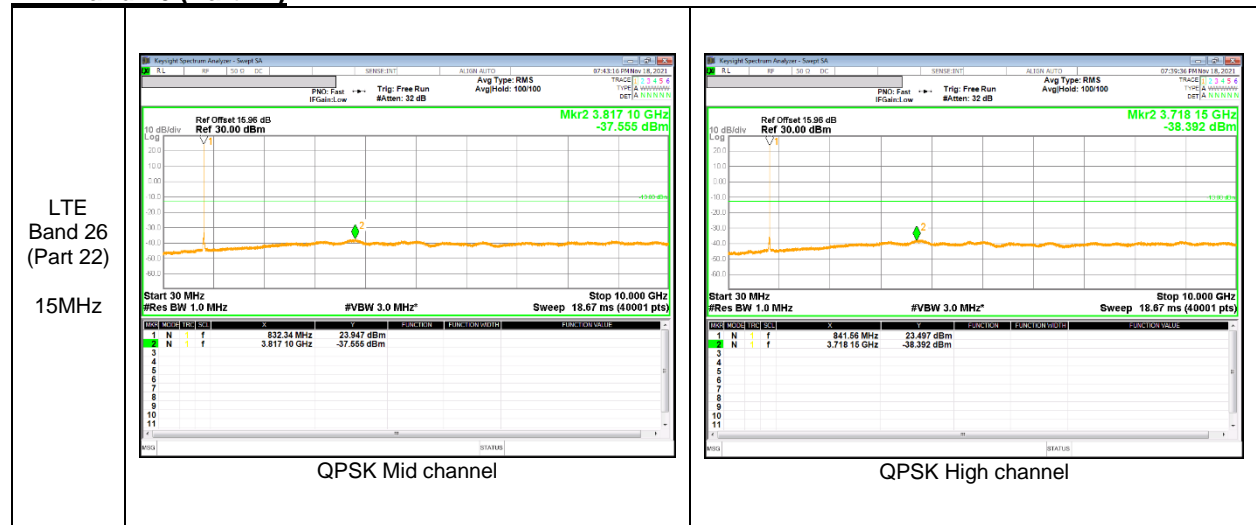
LTE Band 26(Part 90)



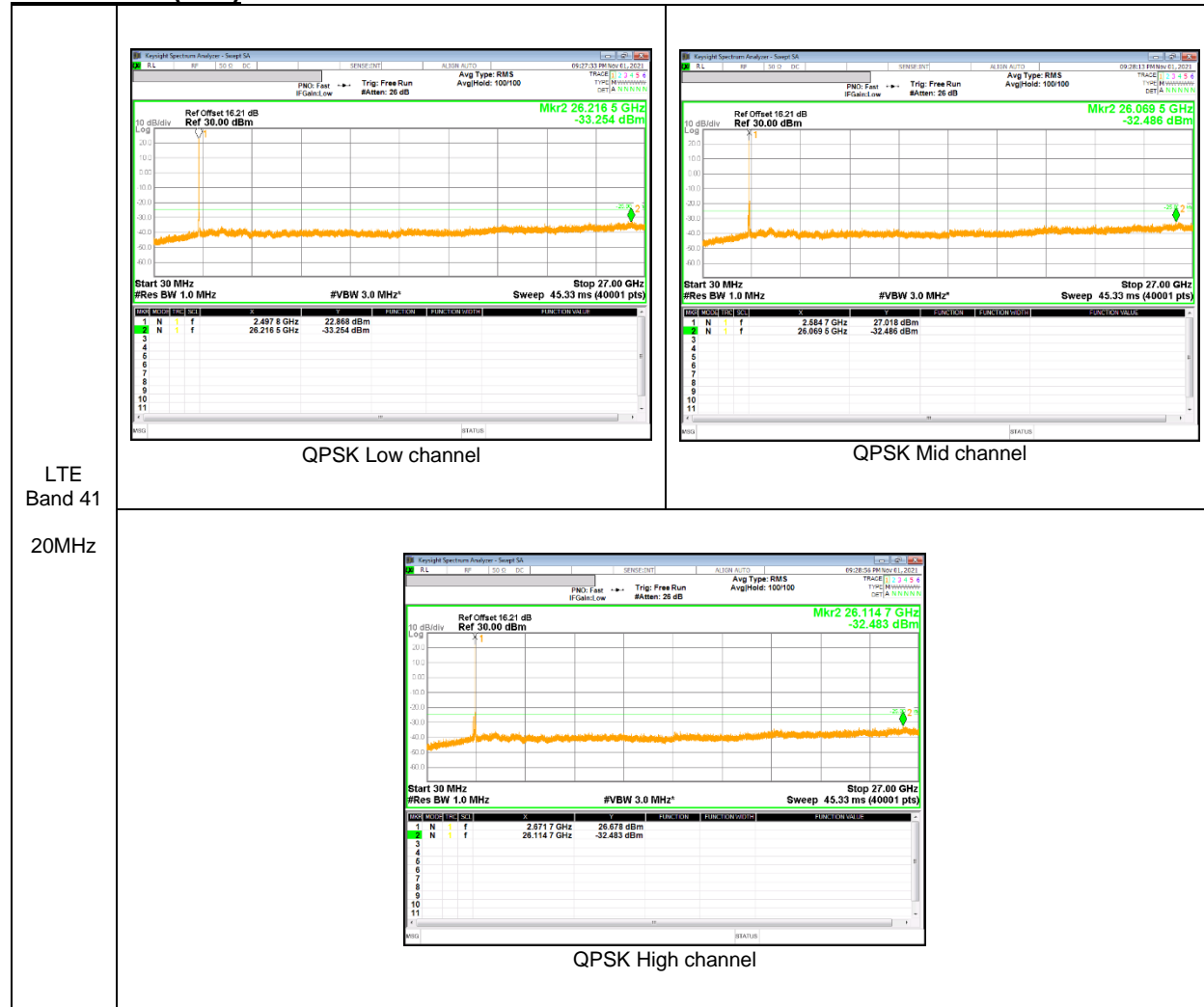
LTE Band 26 (Straddle)



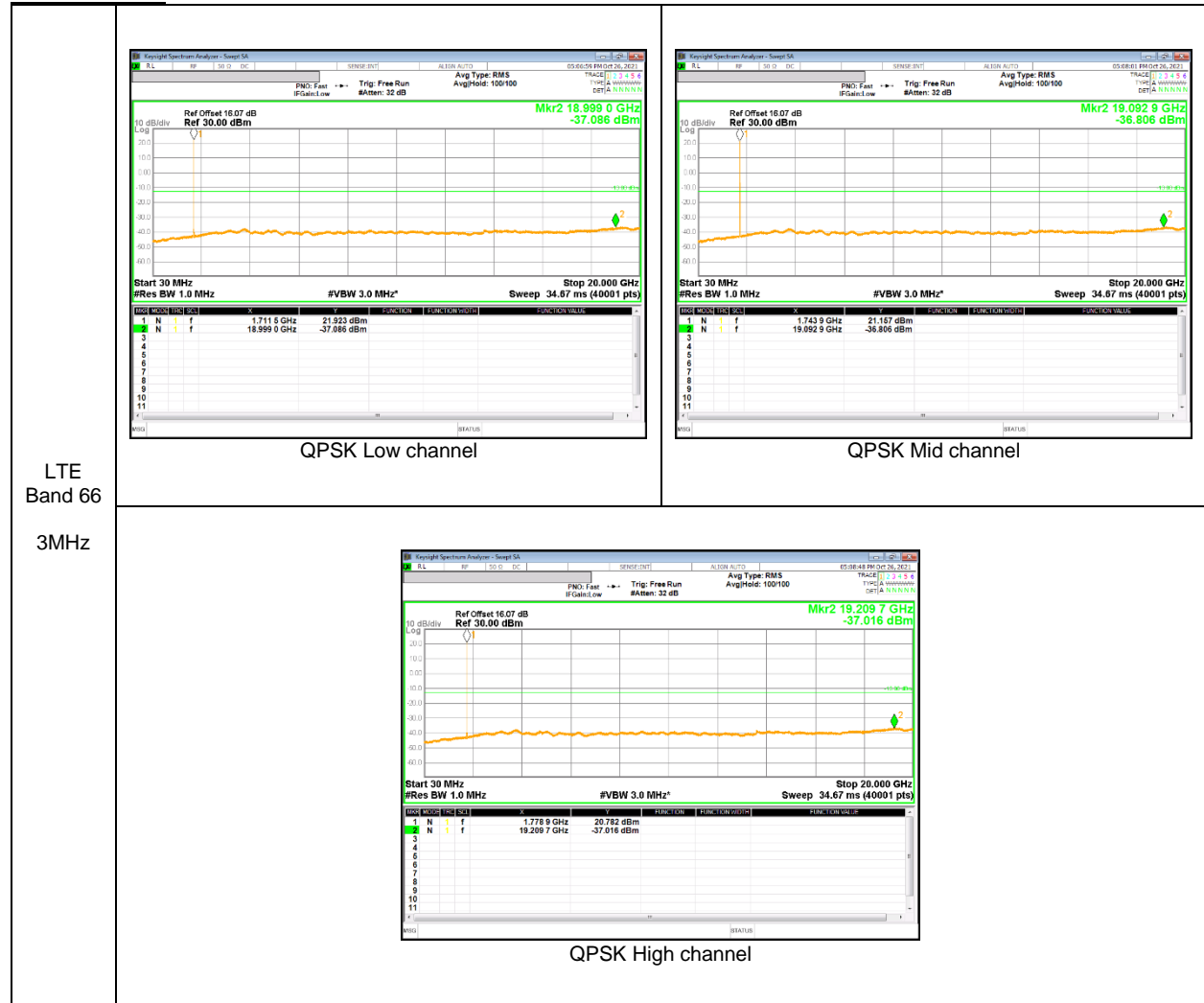
LTE Band 26 (Part 22)



LTE Band 41 (PC2)



LTE Band 66



9.4. FREQUENCY STABILITY

RULE PART(S)

FCC: §2.1055, §22.355, §24.235, §27.54 and §90.213

LIMITS

§22.355 - The carrier frequency shall not depart from the reference frequency in excess of ± 2.5 ppm for mobile stations.

§24.235 - The frequency stability shall be sufficient to ensure that the fundamental emission stays within the authorized frequency block.

§27.54 - The frequency stability shall be sufficient to ensure that the fundamental emissions stay within the authorized bands of operation.

§90.213 - The carrier frequency shall not depart from the reference frequency in excess of ± 2.5 ppm for mobile stations.

TEST PROCEDURE

Per KDB 971168 D01 Power Meas License Digital Systems v03r01

RESULTS

See the following pages.

NOTE : Test were performed each lowest or highest frequency on the modulation condition of more wide bandwidth.(Please refer to section 9.1.1 OBW results)

9.4.1. FREQUENCY STABILITY RESULTS

GSM 850, Channel 128/251, Frequency 824.2/848.8 MHz

Reference Frequency : GSM850 Low Channel 824.2 MHz / High Channel 848.8 MHz @ 20°C					
Low Channel	2060.500	Hz	High Channel	2122.000	Hz
Environment Temperature [°C]	Frequency Deviation Measured with Time Elapse				
	Low Channel		High Channel		Limit [ppm]
	[MHz]	Delta [ppm]	[MHz]	Delta [ppm]	
50	824.20002042	-0.009	848.80001980	-0.009	2.5
40	824.20001058	0.003	848.80001318	-0.001	2.5
30	824.20001310	0.000	848.80001204	0.000	2.5
20	824.20001316	0.000	848.80001196	0.000	2.5
10	824.20001428	-0.001	848.80001350	-0.002	2.5
0	824.20001538	-0.003	848.80001285	-0.001	2.5
-10	824.20002060	-0.009	848.80001314	-0.001	2.5
-20	824.20002106	-0.010	848.80001508	-0.004	2.5
-30	824.20002479	-0.014	848.80001426	-0.003	2.5

Reference Frequency : GSM850 Low Channel 824.2 MHz / High Channel 848.8 MHz @ 20°C					
Low Channel	2060.500	Hz	High Channel	2122.000	Hz
Environment Temperature [°C]	Frequency Deviation Measured with Time Elapse				
	Low Channel		High Channel		Limit [ppm]
	[MHz]	Delta [ppm]	[MHz]	Delta [ppm]	
20	824.20001316	0	848.80001196	0	2.5
20	824.20000000	0.016	848.80000000	0.014	2.5
20	824.20000000	0.016	848.80000000	0.014	2.5

GSM 1900, Channel 512/810, Frequency 1850.0/1910.0 MHz
(Lowest Frequency:EGPRS / Highest Frequency: GPRS)

Limit		1850	1910	Delta (Hz)	Frequency Stability (ppm)
Condition		F low @ End of OBW	F high @ End of OBW		
Temperature	Voltage	(MHz)	(MHz)		
Normal (20C)	Normal	1850.0803	1909.9233		
Extreme (50C)		1850.0804	1909.9233	34.8	0.019
Extreme (40C)		1850.0804	1909.9233	33.9	0.018
Extreme (30C)		1850.0804	1909.9233	31.1	0.017
Extreme (10C)		1850.0804	1909.9233	34.4	0.018
Extreme (0C)		1850.0804	1909.9233	34.1	0.018
Extreme (-10C)		1850.0804	1909.9233	33.4	0.018
Extreme (-20C)		1850.0804	1909.9233	32.3	0.017
Extreme (-30C)		1850.0804	1909.9233	33.5	0.018
20C	15%	1850.0804	1909.9233	21.7	0.012
	-15%	1850.0804	1909.9233	23.0	0.012
	End Point	1850.0804	1909.9233	19.4	0.010

WCDMA Band 5

Reference Frequency : WCDMA Band 5 Low Channel 826.4 MHz / High Channel 846.6 MHz @ 20°C					
Low Channel	2066.000	Hz	High Channel	2116.500	Hz
Environment Temperature [°C]	Frequency Deviation Measured with Time Elapse				Limit [ppm]
	Low Channel		High Channel		
	[MHz]	Delta [ppm]	[MHz]	Delta [ppm]	
50	826.40000531	-0.003	846.60000513	0.000	2.5
40	826.40000330	0.000	846.60000483	0.001	2.5
30	826.40000406	-0.001	846.60000496	0.000	2.5
20	826.40000306	0.000	846.60000538	0.000	2.5
10	826.40000441	-0.002	846.60000413	0.001	2.5
0	826.40000288	0.000	846.60000558	0.000	2.5
-10	826.40000627	-0.004	846.60000604	-0.001	2.5
-20	826.40000540	-0.003	846.60000580	0.000	2.5
-30	826.40000528	-0.003	846.60000609	-0.001	2.5

Reference Frequency : WCDMA Band 5 Low Channel 826.4 MHz / High Channel 846.6 MHz @ 20°C					
Low Channel	2066.000	Hz	High Channel	2116.500	Hz
Environment Temperature [°C]	Frequency Deviation Measured with Time Elapse				Limit [ppm]
	Low Channel		High Channel		
	[MHz]	Delta [ppm]	[MHz]	Delta [ppm]	
20	826.40000306	0	846.60000538	0	2.5
20	826.40000700	-0.005	846.60000583	-0.001	2.5
20	826.40000484	-0.002	846.60000513	0.000	2.5

WCDMA Band 4 (Lowest Frequency:HSDPA / Highest Frequency: HSDPA)

Limit		1710	1755	Delta (Hz)	Frequency Stability (ppm)
Condition		F low @ End of OBW	F high @ End of OBW		
Temperature	Voltage	(MHz)	(MHz)		
Normal (20C)	Normal	1710.2934	1754.7076		
Extreme (50C)		1710.2934	1754.7076	4.4	0.003
Extreme (40C)		1710.2934	1754.7076	4.0	0.002
Extreme (30C)		1710.2934	1754.7076	5.1	0.003
Extreme (10C)		1710.2934	1754.7076	5.0	0.003
Extreme (0C)		1710.2934	1754.7076	4.6	0.003
Extreme (-10C)		1710.2934	1754.7076	5.2	0.003
Extreme (-20C)		1710.2934	1754.7076	5.6	0.003
Extreme (-30C)		1710.2934	1754.7076	5.7	0.003
20C		15%	1710.2934	1754.7076	4.5
	-15%	1710.2934	1754.7076	7.2	0.004
	End Point	1710.2934	1754.7076	7.5	0.004

WCDMA Band 2 (Lowest Frequency: HSDPA / Highest Frequency: HSDPA)

Limit		1850	1910	Delta (Hz)	Frequency Stability (ppm)
Condition		F low @ End of OBW	F high @ End of OBW		
Temperature	Voltage	(MHz)	(MHz)		
Normal (20C)	Normal	1850.2714	1909.7085		
Extreme (50C)		1850.2714	1909.7085	10.6	0.006
Extreme (40C)		1850.2714	1909.7085	7.5	0.004
Extreme (30C)		1850.2714	1909.7085	13.1	0.007
Extreme (10C)		1850.2714	1909.7085	8.9	0.005
Extreme (0C)		1850.2714	1909.7085	10.2	0.005
Extreme (-10C)		1850.2714	1909.7085	9.6	0.005
Extreme (-20C)		1850.2714	1909.7085	14.4	0.008
Extreme (-30C)		1850.2714	1909.7085	14.1	0.007
20C	15%	1850.2714	1909.7085	5.7	0.003
	-15%	1850.2714	1909.7085	6.4	0.003
	End Point	1850.2714	1909.7085	12.6	0.007

LTE Band 12 (Lowest Frequency: 16QAM / Highest Frequency: 16QAM)

Limit		699	716	Delta (Hz)	Frequency Stability (ppm)
Condition		F low @ End of OBW	F high @ End of OBW		
Temperature	Voltage	(MHz)	(MHz)		
Normal (20C)	Normal	699.1558	715.8466		
Extreme (50C)		699.1558	715.8466	10.3	0.015
Extreme (40C)		699.1558	715.8466	11.6	0.016
Extreme (30C)		699.1558	715.8466	9.8	0.014
Extreme (10C)		699.1558	715.8466	10.2	0.014
Extreme (0C)		699.1558	715.8466	9.4	0.013
Extreme (-10C)		699.1558	715.8466	11.9	0.017
Extreme (-20C)		699.1558	715.8466	10.3	0.015
Extreme (-30C)		699.1558	715.8466	11.1	0.016
20C		15%	699.1558	715.8466	23.8
	-15%	699.1558	715.8466	23.4	0.033
	End Point	699.1558	715.8466	21.9	0.031

LTE Band 13 (Lowest Frequency: 16QAM / Highest Frequency: QPSK)

Limit		777	787	Delta (Hz)	Frequency Stability (ppm)
Condition		F low @ End of OBW	F high @ End of OBW		
Temperature	Voltage	(MHz)	(MHz)		
Normal (20C)	Normal	777.2546	786.7506		
Extreme (50C)		777.2546	786.7506	27.5	0.035
Extreme (40C)		777.2546	786.7506	26.3	0.034
Extreme (30C)		777.2546	786.7506	26.2	0.034
Extreme (10C)		777.2546	786.7506	26.8	0.034
Extreme (0C)		777.2546	786.7506	25.4	0.032
Extreme (-10C)		777.2546	786.7506	26.9	0.034
Extreme (-20C)		777.2546	786.7506	25.6	0.033
Extreme (-30C)		777.2546	786.7506	28.1	0.036
20C		15%	777.2546	786.7506	23.6
	-15%	777.2546	786.7506	22.9	0.029
	End Point	777.2546	786.7506	23.9	0.031

LTE Band 25 (Lowest Frequency: QPSK / Highest Frequency: 16QAM)

Limit		1850	1915	Delta (Hz)	Frequency Stability (ppm)
Condition		F low @ End of OBW	F high @ End of OBW		
Temperature	Voltage	(MHz)	(MHz)		
Normal (20C)	Normal	1850.1564	1914.8450		
Extreme (50C)		1850.1564	1914.8450	11.3	0.006
Extreme (40C)		1850.1564	1914.8450	12.1	0.006
Extreme (30C)		1850.1564	1914.8450	11.2	0.006
Extreme (10C)		1850.1564	1914.8450	10.9	0.006
Extreme (0C)		1850.1564	1914.8450	11.1	0.006
Extreme (-10C)		1850.1564	1914.8450	11.8	0.006
Extreme (-20C)		1850.1564	1914.8450	11.2	0.006
Extreme (-30C)		1850.1564	1914.8450	11.4	0.006
20C		15%	1850.1564	1914.8450	52.3
	-15%	1850.1564	1914.8450	51.9	0.028
	End Point	1850.1564	1914.8450	53.0	0.028

LTE Band 26

Reference Frequency : LTE Band 26 Low Channel 814.7 MHz / High Channel 848.3 MHz @ 20°C							
Limit: +- 2.5 ppm =		Low Channel	2036.750	Hz	High Channel	2120.750	Hz
Power Supply [Vdc]	Environment Temperature [°C]	Frequency Deviation Measured with Time Elapse				Limit [ppm]	
		Low Channel		High Channel			
		[MHz]	Delta [ppm]	[MHz]	Delta [ppm]		
3.85	50	814.70003697	0.000	848.30005704	-0.008	2.5	
3.85	40	814.70003825	-0.001	848.30005118	-0.001	2.5	
3.85	30	814.70003918	-0.003	848.30004601	0.005	2.5	
3.85	20	814.70003705	0.000	848.30005026	0.000	2.5	
3.85	10	814.70003618	0.001	848.30004149	0.010	2.5	
3.85	0	814.70003846	-0.002	848.30004086	0.011	2.5	
3.85	-10	814.70003815	-0.001	848.30004901	0.001	2.5	
3.85	-20	814.70003770	-0.001	848.30004722	0.004	2.5	
3.85	-30	814.70003882	-0.002	848.30004747	0.003	2.5	

Reference Frequency : LTE Band 26 Low Channel 814.7 MHz / High Channel 848.3 MHz @ 20°C							
Limit: +- 2.5 ppm =		Low Channel	2036.750	Hz	High Channel	2120.750	Hz
Power Supply [Vdc]	Environment Temperature [°C]	Frequency Deviation Measured with Time Elapse				Limit [ppm]	
		Low Channel		High Channel			
		[MHz]	Delta [ppm]	[MHz]	Delta [ppm]		
3.88	20	814.70003705	0	848.30005026	0	2.5	
4.47	20	814.70003929	-0.003	848.30004178	0.010	2.5	
3.60	20	814.70004189	-0.006	848.30004085	0.011	2.5	

LTE Band 41 PC2 (Lowest Frequency:QPSK / Highest Frequency: 16QAM)

Limit		2496	2690	Delta (Hz)	Frequency Stability (ppm)
Condition		F low @ End of OBW	F high @ End of OBW		
Temperature	Voltage	(MHz)	(MHz)		
Normal (20C)	Normal	2691.2444	2692.2442	12.7	0.005
Extreme (50C)		2691.2444	2692.2442		
Extreme (40C)		2691.2444	2692.2442		
Extreme (30C)		2691.2444	2692.2442		
Extreme (10C)		2691.2444	2692.2442		
Extreme (0C)		2691.2444	2692.2442		
Extreme (-10C)		2691.2444	2692.2442		
Extreme (-20C)		2691.2444	2692.2442		
Extreme (-30C)		2691.2444	2692.2442		
20C		15%	2691.2444		
	-15%	2691.2444	2692.2442	21.2	0.008
	End Point	2691.2444	2692.2442	20.9	0.008

LTE Band 66 (Lowest Frequency: QPSK / Highest Frequency: 16QAM)

Limit		1710	1780	Delta (Hz)	Frequency Stability (ppm)
Condition		F low @ End of OBW	F high @ End of OBW		
Temperature	Voltage	(MHz)	(MHz)		
Normal (20C)	Normal	1710.6995	1779.3005	40.1	0.023
Extreme (50C)		1710.6995	1779.3006		
Extreme (40C)		1710.6995	1779.3006		
Extreme (30C)		1710.6995	1779.3006		
Extreme (10C)		1710.6995	1779.3006		
Extreme (0C)		1710.6995	1779.3006		
Extreme (-10C)		1710.6995	1779.3006		
Extreme (-20C)		1710.6995	1779.3006		
Extreme (-30C)		1710.6995	1779.3006		
20C		15%	1710.6995		
	-15%	1710.6995	1779.3006	46.2	0.026
	End Point	1710.6995	1779.3006	45.8	0.026

9.5. RADIATED POWER (ERP & EIRP)

RULE PART(S)

FCC: §2.1046, §22.913, §24.232, §27.50, §27.53 and §90.635

LIMITS

22.913(a) - The ERP of mobile transmitters and auxiliary test transmitters must not exceed 7 Watts.

24.232(c) - Mobile/portable stations are limited to 2 watts e.i.r.p. peak power and the equipment must employ means to limit the power to the minimum necessary for successful communications.

27.50:

(b)(10) Portable stations (hand-held devices) transmitting in the 746-757 MHz, 776-788 MHz, and 805-806 MHz bands are limited to 3 watts ERP.

(c) (10) - Portable stations (hand-held devices) in the 600 MHz uplink band and the 698-746 MHz band, and fixed and mobile stations in the 600 MHz uplink band are limited to 3 watts ERP.

(d) (4) Fixed, mobile, and portable (hand-held) stations operating in the 1710-1755 MHz band and mobile and portable stations operating in the 1695-1710 MHz and 1755-1780 MHz bands are limited to 1 watt EIRP.

(h) The following power limits shall apply in the BRS and EBS:

(2) Mobile stations are limited to 2.0 watts EIRP. All user stations are limited to 2.0 watts transmitter output power.

90.635(b) – The maximum output power of the transmitter for mobile stations is 100 watts (20dBw).

In addition, when the transmitter power is measured in terms of average value, the peak-to-average ratio of the power shall not exceed 13dB.

TEST PROCEDURE

ANSI / TIA / EIA 603 E Clause 2.2.17; ESU40 setting reference to 971168 D01 v03r01

For radiated output power measurement with a ESU40:

- a) Set the RBW \geq OBW;
- b) Set VBW \geq 3 \times RBW;
- c) Set span \geq 2 \times RBW;
- d) Sweep time = auto couple;
- e) Detector = rms;
- f) Ensure that the number of measurement points \geq span/RBW;
- g) Trace mode = max hold(GSM, WCDMA), average(LTE);

TEST RESULTS

9.5.1. ERP/EIRP Results

GSM

Band	Mode	Channel	f [MHz]	ERP / EIRP	
				[dBm]	[mW]
GSM850	GPRS	128	824.2	28.03	635.33
		190	836.6	29.54	899.50
		251	848.8	29.52	895.36
	EGPRS	128	824.2	22.56	180.30
		190	836.6	24.97	314.05
		251	848.8	23.71	234.96
GSM1900	GPRS	512	1850.2	30.68	1169.50
		661	1880	30.81	1205.04
		810	1909.8	30.28	1066.60
	EGPRS	512	1850.2	27.29	535.80
		661	1880	26.80	478.63
		810	1909.8	26.49	445.66

WCDMA

Band	Mode	Channel	f [MHz]	ERP / EIRP	
				[dBm]	[mW]
Band 5	REL99	4132	826.4	21.02	126.47
		4183	836.6	20.96	124.74
		4233	846.6	20.55	113.50
	HSDPA	4132	826.4	19.53	89.74
		4183	836.6	19.22	83.56
		4233	846.6	19.05	80.35
Band 4	REL99	1312	1712.4	23.23	210.38
		1413	1732.6	23.38	217.77
		1513	1752.6	23.51	224.39
	HSDPA	1312	1712.4	21.86	153.46
		1413	1732.6	21.81	151.71
		1513	1752.6	22.37	172.58
Band 2	REL99	9262	1852.4	21.69	147.57
		9400	1880.0	22.14	163.68
		9538	1907.6	22.26	168.27
	HSDPA	9262	1852.4	20.86	121.90
		9400	1880.0	21.21	132.13
		9538	1907.6	21.07	127.94

LTE Band 12

Band	BW [MHz]	Mode	RB Size/	f [MHz]	ERP / EIRP	
			RB Offset		[dBm]	[mW]
Band 12	10	QPSK	1/0	704.0	19.10	81.28
			1/0	707.5	19.42	87.50
			1/49	711.0	18.90	77.62
		16QAM	1/0	704.0	17.84	60.81
			1/0	707.5	18.52	71.12
			1/0	711.0	17.84	60.81
	5	QPSK	1/24	701.5	19.60	91.20
			1/12	707.5	19.18	82.79
			1/12	713.5	17.72	59.16
		16QAM	1/24	701.5	17.39	54.83
			1/12	707.5	18.14	65.16
			1/24	713.5	17.60	57.54
	3	QPSK	1/8	700.5	18.98	79.07
			1/0	707.5	19.19	82.99
			1/8	714.5	19.04	80.17
		16QAM	1/8	700.5	18.10	64.57
			1/0	707.5	18.44	69.82
			1/8	714.5	17.86	61.09
	1.4	QPSK	1/0	699.7	18.75	74.99
			1/5	707.5	19.09	81.10
			1/5	715.3	18.97	78.89
16QAM		1/5	699.7	17.73	59.29	
		1/5	707.5	17.97	62.66	
		1/5	715.3	17.69	58.75	

LTE Band 13

Band	BW [MHz]	Mode	RB size / RB Offset	f [MHz]	ERP / EIRP	
					[dBm]	[mW]
Band 13	10	QPSK	1/49	782.0	20.41	109.90
		16QAM	1/49	782.0	19.37	86.50
	5	QPSK	1/12	779.5	20.73	118.30
			1/12	782.0	20.53	112.98
		16QAM	1/12	784.5	20.28	106.66
			1/24	779.5	19.62	91.62
	16QAM	1/24	782.0	19.53	89.74	
		1/24	784.5	19.34	85.90	

LTE Band 25

Band	BW [MHz]	Mode	RB Size/	f [MHz]	ERP / EIRP	
			RB Offset		[dBm]	[mW]
Band 25	20	QPSK	1/0	1860.0	22.41	174.18
			1/0	1882.5	22.61	182.39
			1/0	1905.0	22.07	161.06
		16QAM	1/0	1860.0	21.06	127.64
			1/0	1882.5	21.45	139.64
			1/0	1905.0	20.83	121.06
	15	QPSK	1/37	1857.5	22.05	160.32
			1/74	1882.5	22.00	158.49
			1/37	1907.5	21.43	139.00
		16QAM	1/37	1857.5	20.81	120.50
			1/37	1882.5	21.39	137.72
			1/37	1907.5	20.14	103.28
	10	QPSK	1/49	1855.0	22.15	164.06
			1/0	1882.5	22.29	169.43
			1/49	1910.0	21.65	146.22
		16QAM	1/49	1855.0	20.88	122.46
			1/0	1882.5	21.05	127.35
			1/49	1910.0	20.42	110.15
	5	QPSK	1/12	1852.5	22.38	172.98
			1/12	1882.5	21.28	134.28
			1/24	1912.5	21.61	144.88
		16QAM	1/12	1852.5	21.51	141.58
			1/24	1882.5	19.92	98.17
			1/0	1912.5	20.31	107.40
	3	QPSK	1/8	1851.5	22.50	177.83
			1/0	1882.5	22.30	169.82
			1/8	1913.5	21.65	146.22
		16QAM	1/8	1851.5	21.26	133.66
			1/0	1882.5	21.20	131.83
			1/8	1913.5	20.44	110.66
1.4	QPSK	1/5	1850.7	22.35	171.79	
		1/5	1882.5	21.81	151.71	
		1/0	1914.3	21.29	134.59	
	16QAM	1/5	1850.7	21.15	130.32	
		1/5	1882.5	20.51	112.46	
		1/0	1914.3	20.05	101.16	

LTE Band 26

Band	BW [MHz]	Mode	RB Size/	f [MHz]	ERP/EIRP	
			RB Offset		[dBm]	[mW]
Band 26	15	QPSK	1/37	821.5	20.29	106.91
			1/0	831.5	20.58	114.29
			1/37	841.5	20.25	105.93
		16QAM	1/37	821.5	19.33	85.70
			1/0	831.5	19.30	85.11
			1/37	841.5	19.32	85.51
	10	QPSK	1/0	819.0	20.11	102.57
			1/0	829.0	20.41	109.90
			1/0	831.5	20.24	105.68
			1/49	844.0	20.25	105.93
		16QAM	1/49	819.0	19.00	79.43
			1/49	829.0	18.81	76.03
			1/0	831.5	19.56	90.36
			1/49	844.0	19.11	81.47
			1/49	844.0	19.11	81.47
	5	QPSK	1/24	816.5	20.18	104.23
			1/24	821.5	20.11	102.57
			1/24	826.5	19.99	99.77
			1/12	831.5	19.99	99.77
			1/12	846.5	20.16	103.75
		16QAM	1/12	816.5	19.14	82.04
			1/0	821.5	19.25	84.14
			1/24	826.5	18.88	77.27
			1/24	831.5	18.65	73.28
			1/24	846.5	19.32	85.51
	3	QPSK	1/8	815.5	20.11	102.57
			1/14	822.5	20.44	110.66
			1/14	825.5	20.25	105.93
			1/0	831.5	20.30	107.15
			1/8	847.5	20.24	105.68
		16QAM	1/8	815.5	18.78	75.51
			1/14	822.5	19.21	83.37
			1/14	825.5	19.25	84.14
			1/0	831.5	19.09	81.10
			1/8	847.5	19.03	79.98
	1.4	QPSK	1/5	814.7	19.85	96.61
			1/5	823.3	20.10	102.33
			1/3	824.7	20.43	110.41
			1/5	831.5	19.80	95.50
			1/5	848.3	20.12	102.80
16QAM		1/5	814.7	18.81	76.03	
		1/3	823.3	19.16	82.41	
		1/0	824.7	19.04	80.17	
		1/5	831.5	18.62	72.78	
		1/0	848.3	19.18	82.79	

LTE Band 26(Straddle)

Band	BW	Mode	RB Size/	f [MHz]	ERP/EIRP	
	[MHz]		RB Offset		[dBm]	[mW]
Band 26 Straddle	15	QPSK	1/0	824	20.47	111.43
		16QAM	1/0		19.15	82.22
	10	QPSK	1/0	824	20.73	118.30
		16QAM	1/25		19.47	88.51
	5	QPSK	1/24	824	20.28	106.66
		16QAM	1/24		19.16	82.41
	3	QPSK	1/0	824	20.40	109.65
		16QAM	1/8		19.09	81.10
	1.4	QPSK	1/3	824	20.36	108.64
		16QAM	1/3		19.24	83.95

LTE Band 41 (PC2)

Band	BW [MHz]	Mode	RB Size/	f [MHz]	ERP / EIRP	
			RB Offset		[dBm]	[mW]
Band 41	20	QPSK	1/0	2506.0	24.63	290.40
			1/0	2593.0	24.33	271.02
			1/0	2680.0	24.58	287.08
		16QAM	1/0	2506.0	24.46	279.25
			1/0	2593.0	23.96	248.89
			1/99	2680.0	23.82	240.99
	15	QPSK	1/0	2503.5	24.05	254.10
			1/0	2593.0	24.48	280.54
			1/0	2682.5	23.76	237.68
		16QAM	1/0	2503.5	23.38	217.77
			1/37	2593.0	23.21	209.41
			1/0	2682.5	22.97	198.15
	10	QPSK	1/25	2501.0	24.29	268.53
			1/0	2593.0	23.82	240.99
			1/25	2685.0	23.71	234.96
		16QAM	1/25	2501.0	23.82	240.99
			1/0	2593.0	23.50	223.87
			1/25	2685.0	23.08	203.24
	5	QPSK	1/0	2498.5	24.50	281.84
			1/12	2593.0	23.84	242.10
			1/0	2687.5	23.70	234.42
		16QAM	1/0	2498.5	23.98	250.03
			1/24	2593.0	23.34	215.77
			1/24	2687.5	23.10	204.17

LTE Band 66

Band	BW [MHz]	Mode	RB Size/	f [MHz]	ERP / EIRP	
			RB Offset		[dBm]	[mW]
Band 66	20	QPSK	1/0	1720.0	23.66	232.27
			1/0	1745.0	22.77	189.23
			1/0	1770.0	22.40	173.78
		16QAM	1/0	1720.0	22.34	171.40
			1/0	1745.0	21.92	155.60
			1/0	1770.0	21.14	130.02
	15	QPSK	1/37	1717.5	23.90	245.47
			1/0	1747.5	23.51	224.39
			1/37	1772.5	21.45	139.64
		16QAM	1/37	1717.5	23.05	201.84
			1/74	1747.5	21.08	128.23
			1/37	1772.5	20.24	105.68
	10	QPSK	1/49	1715.0	23.96	248.89
			1/0	1745.0	23.16	207.01
			1/0	1775.0	22.16	164.44
		16QAM	1/49	1715.0	22.86	193.20
			1/0	1745.0	21.89	154.53
			1/49	1775.0	20.83	121.06
	5	QPSK	1/12	1712.5	23.82	240.99
			1/24	1745.0	23.27	212.32
			1/12	1777.5	21.15	130.32
		16QAM	1/24	1712.5	22.94	196.79
			1/12	1745.0	21.69	147.57
			1/24	1777.5	19.83	96.16
	3	QPSK	1/8	1711.5	23.65	231.74
			1/0	1745.0	22.93	196.34
			1/8	1778.5	21.08	128.23
		16QAM	1/8	1711.5	22.46	176.20
			1/0	1745.0	22.25	167.88
			1/8	1778.5	20.00	100.00
1.4	QPSK	1/5	1710.7	23.68	233.35	
		1/5	1745.0	22.96	197.70	
		1/5	1779.3	20.76	119.12	
	16QAM	1/5	1710.7	22.52	178.65	
		1/5	1745.0	21.85	153.11	
		1/5	1779.3	19.76	94.62	

9.5.2. ERP/EIRP DATA

GSM850

GSM850 GPRS	UL Verification Services, Inc. High Frequency Substitution Measurement																																																																																																
	<p>Company: Samsung Project #: 4790136523 Date: 10/31/2021 Test Engineer: 19227 Configuration: EUT, Z-Position Location: Chamber 2 Mode: GPRS 850 MHz Fundamentals</p> <p><u>Test Equipment:</u> Receiving: VULB9163-749, and Chamber 2 SMA Cables Substitution: Dipole 3121_DB4, 8.5m SMA-type Cable</p> <table border="1"> <thead> <tr> <th>f MHz</th> <th>SG reading (dBm)</th> <th>Ant. Pol. (H/V)</th> <th>Cable Loss (dB)</th> <th>Antenna Gain (dBd)</th> <th>ERP (dBm)</th> <th>Limit (dBm)</th> <th>Delta (dB)</th> <th>Notes</th> </tr> </thead> <tbody> <tr> <td colspan="9">Low Ch</td> </tr> <tr> <td>824.20</td> <td>32.38</td> <td>V</td> <td>3.0</td> <td>-1.3</td> <td>28.03</td> <td>38.5</td> <td>-10.5</td> <td></td> </tr> <tr> <td>824.20</td> <td>23.03</td> <td>H</td> <td>3.0</td> <td>-1.3</td> <td>18.68</td> <td>38.5</td> <td>-19.8</td> <td></td> </tr> <tr> <td colspan="9">Mid Ch</td> </tr> <tr> <td>836.60</td> <td>33.79</td> <td>V</td> <td>3.0</td> <td>-1.2</td> <td>29.54</td> <td>38.5</td> <td>-9.0</td> <td></td> </tr> <tr> <td>836.60</td> <td>24.50</td> <td>H</td> <td>3.0</td> <td>-1.2</td> <td>20.25</td> <td>38.5</td> <td>-18.2</td> <td></td> </tr> <tr> <td colspan="9">High Ch</td> </tr> <tr> <td>848.80</td> <td>33.68</td> <td>V</td> <td>3.1</td> <td>-1.1</td> <td>29.52</td> <td>38.5</td> <td>-9.0</td> <td></td> </tr> <tr> <td>848.80</td> <td>24.80</td> <td>H</td> <td>3.1</td> <td>-1.1</td> <td>20.63</td> <td>38.5</td> <td>-17.9</td> <td></td> </tr> </tbody> </table>								f MHz	SG reading (dBm)	Ant. Pol. (H/V)	Cable Loss (dB)	Antenna Gain (dBd)	ERP (dBm)	Limit (dBm)	Delta (dB)	Notes	Low Ch									824.20	32.38	V	3.0	-1.3	28.03	38.5	-10.5		824.20	23.03	H	3.0	-1.3	18.68	38.5	-19.8		Mid Ch									836.60	33.79	V	3.0	-1.2	29.54	38.5	-9.0		836.60	24.50	H	3.0	-1.2	20.25	38.5	-18.2		High Ch									848.80	33.68	V	3.1	-1.1	29.52	38.5	-9.0		848.80	24.80	H	3.1	-1.1	20.63	38.5	-17.9
f MHz	SG reading (dBm)	Ant. Pol. (H/V)	Cable Loss (dB)	Antenna Gain (dBd)	ERP (dBm)	Limit (dBm)	Delta (dB)	Notes																																																																																									
Low Ch																																																																																																	
824.20	32.38	V	3.0	-1.3	28.03	38.5	-10.5																																																																																										
824.20	23.03	H	3.0	-1.3	18.68	38.5	-19.8																																																																																										
Mid Ch																																																																																																	
836.60	33.79	V	3.0	-1.2	29.54	38.5	-9.0																																																																																										
836.60	24.50	H	3.0	-1.2	20.25	38.5	-18.2																																																																																										
High Ch																																																																																																	
848.80	33.68	V	3.1	-1.1	29.52	38.5	-9.0																																																																																										
848.80	24.80	H	3.1	-1.1	20.63	38.5	-17.9																																																																																										
GSM850 EGPRS	UL Verification Services, Inc. High Frequency Substitution Measurement																																																																																																
<p>Company: Samsung Project #: 4790136523 Date: 10/31/2021 Test Engineer: 19227 Configuration: EUT, Z- Position Location: Chamber 2 Mode: EGPRS 850 MHz Fundamentals</p> <p><u>Test Equipment:</u> Receiving: VULB9163-749, and Chamber 2 SMA Cables Substitution: Dipole 3121_DB4, 8.5m SMA-type Cable</p> <table border="1"> <thead> <tr> <th>f MHz</th> <th>SG reading (dBm)</th> <th>Ant. Pol. (H/V)</th> <th>Cable Loss (dB)</th> <th>Antenna Gain (dBd)</th> <th>ERP (dBm)</th> <th>Limit (dBm)</th> <th>Delta (dB)</th> <th>Notes</th> </tr> </thead> <tbody> <tr> <td colspan="9">Low Ch</td> </tr> <tr> <td>824.20</td> <td>26.91</td> <td>V</td> <td>3.0</td> <td>-1.3</td> <td>22.56</td> <td>38.5</td> <td>-15.9</td> <td></td> </tr> <tr> <td>824.20</td> <td>19.72</td> <td>H</td> <td>3.0</td> <td>-1.3</td> <td>15.37</td> <td>38.5</td> <td>-23.1</td> <td></td> </tr> <tr> <td colspan="9">Mid Ch</td> </tr> <tr> <td>836.60</td> <td>29.22</td> <td>V</td> <td>3.0</td> <td>-1.2</td> <td>24.97</td> <td>38.5</td> <td>-13.5</td> <td></td> </tr> <tr> <td>836.60</td> <td>18.78</td> <td>H</td> <td>3.0</td> <td>-1.2</td> <td>14.53</td> <td>38.5</td> <td>-24.0</td> <td></td> </tr> <tr> <td colspan="9">High Ch</td> </tr> <tr> <td>848.80</td> <td>27.87</td> <td>V</td> <td>3.1</td> <td>-1.1</td> <td>23.71</td> <td>38.5</td> <td>-14.8</td> <td></td> </tr> <tr> <td>848.80</td> <td>20.26</td> <td>H</td> <td>3.1</td> <td>-1.1</td> <td>16.09</td> <td>38.5</td> <td>-22.4</td> <td></td> </tr> </tbody> </table>								f MHz	SG reading (dBm)	Ant. Pol. (H/V)	Cable Loss (dB)	Antenna Gain (dBd)	ERP (dBm)	Limit (dBm)	Delta (dB)	Notes	Low Ch									824.20	26.91	V	3.0	-1.3	22.56	38.5	-15.9		824.20	19.72	H	3.0	-1.3	15.37	38.5	-23.1		Mid Ch									836.60	29.22	V	3.0	-1.2	24.97	38.5	-13.5		836.60	18.78	H	3.0	-1.2	14.53	38.5	-24.0		High Ch									848.80	27.87	V	3.1	-1.1	23.71	38.5	-14.8		848.80	20.26	H	3.1	-1.1	16.09	38.5	-22.4	
f MHz	SG reading (dBm)	Ant. Pol. (H/V)	Cable Loss (dB)	Antenna Gain (dBd)	ERP (dBm)	Limit (dBm)	Delta (dB)	Notes																																																																																									
Low Ch																																																																																																	
824.20	26.91	V	3.0	-1.3	22.56	38.5	-15.9																																																																																										
824.20	19.72	H	3.0	-1.3	15.37	38.5	-23.1																																																																																										
Mid Ch																																																																																																	
836.60	29.22	V	3.0	-1.2	24.97	38.5	-13.5																																																																																										
836.60	18.78	H	3.0	-1.2	14.53	38.5	-24.0																																																																																										
High Ch																																																																																																	
848.80	27.87	V	3.1	-1.1	23.71	38.5	-14.8																																																																																										
848.80	20.26	H	3.1	-1.1	16.09	38.5	-22.4																																																																																										

GSM1900

GSM1900 GPRS	UL Verification Services, Inc. High Frequency Substitution Measurement								
	Company: Samsung Project #: 4790136523 Date: 10/24/2021 Test Engineer: 47989 Configuration: EUT, X-Position Location: Chamber 1 Mode: GPRS 1900 MHz Fundamentals Test Equipment: Receiving: Horn 3117[00168717], and Chamber 1 SMA Cables Substitution: Horn 3115[00167211], 8.5m SMA-type Cable								
	f	SG reading	Ant. Pol.	Cable Loss	Antenna Gain	EIRP	Limit	Delta	Notes
	MHz	(dBm)	(H/V)	(dB)	(dBi)	(dBm)	(dBm)	(dB)	
	Low Ch								
	1850.20	19.91	V	4.5	9.6	25.04	33.0	-8.0	
	1850.20	25.55	H	4.5	9.6	30.68	33.0	-2.3	
	Mid Ch								
	1880.00	21.12	V	4.5	9.4	26.00	33.0	-7.0	
	1880.00	25.93	H	4.5	9.4	30.81	33.0	-2.2	
	High Ch								
	1909.80	21.19	V	4.5	9.1	25.77	33.0	-7.2	
	1909.80	25.70	H	4.5	9.1	30.28	33.0	-2.7	

GSM1900 EGPRS	UL Verification Services, Inc. High Frequency Substitution Measurement								
	Company: Samsung Project #: 4790136523 Date: 10/24/2021 Test Engineer: 47989 Configuration: EUT, X-Position Location: Chamber 1 Mode: EGPRS 1900 MHz Fundamentals Test Equipment: Receiving: Horn 3117[00168717], and Chamber 1 SMA Cables Substitution: Horn 3115[00167211], 8.5m SMA-type Cable								
	f	SG reading	Ant. Pol.	Cable Loss	Antenna Gain	EIRP	Limit	Delta	Notes
	MHz	(dBm)	(H/V)	(dB)	(dBi)	(dBm)	(dBm)	(dB)	
	Low Ch								
	1850.20	16.78	V	4.5	9.6	21.91	33.0	-11.1	
	1850.20	22.16	H	4.5	9.6	27.29	33.0	-5.7	
	Mid Ch								
	1880.00	17.50	V	4.5	9.4	22.38	33.0	-10.6	
	1880.00	21.92	H	4.5	9.4	26.80	33.0	-6.2	
	High Ch								
	1909.80	17.00	V	4.5	9.1	21.58	33.0	-11.4	
	1909.80	21.91	H	4.5	9.1	26.49	33.0	-6.5	

WCDMA Band 5

Band 5 REL99	UL Verification Services, Inc. High Frequency Substitution Measurement								
	Company:		Samsung						
	Project #:		4790136523						
	Date:		11/1/2021						
	Test Engineer:		20882						
	Configuration:		EUT, Z-Position						
	Location:		Chamber 1						
	Mode:		Rel99 Band 5 Fundamentals						
	Test Equipment:								
	Receiving: VULB9163-750, and Chamber 1 SMA Cables Substitution: Dipole 3121_DB4, 8.5m SMA-type Cable								
	f MHz	SG reading (dBm)	Ant. Pol. (H/V)	Cable Loss (dB)	Antenna Gain (dBd)	ERP (dBm)	Limit (dBm)	Delta (dB)	Notes
	Low Ch								
	826.40	25.34	V	3.0	-1.3	21.02	38.5	-17.5	
	826.40	15.31	H	3.0	-1.3	10.99	38.5	-27.5	
	Mid Ch								
	836.60	25.21	V	3.0	-1.2	20.96	38.5	-17.5	
	836.60	15.40	H	3.0	-1.2	11.15	38.5	-27.3	
	High Ch								
	846.60	24.72	V	3.0	-1.1	20.55	38.5	-18.0	
	846.60	16.05	H	3.0	-1.1	11.87	38.5	-26.6	

Band 5 HSDPA	UL Verification Services, Inc. High Frequency Substitution Measurement								
	Company:		Samsung						
	Project #:		4790136523						
	Date:		11/1/2021						
	Test Engineer:		20882						
	Configuration:		EUT, Z-Position						
	Location:		Chamber 1						
	Mode:		HSDPA Band 5 Fundamentals						
	Test Equipment:								
	Receiving: VULB9163-750, and Chamber 1 SMA Cables Substitution: Dipole 3121_DB4, 8.5m SMA-type Cable								
	f MHz	SG reading (dBm)	Ant. Pol. (H/V)	Cable Loss (dB)	Antenna Gain (dBd)	ERP (dBm)	Limit (dBm)	Delta (dB)	Notes
	Low Ch								
	826.40	23.85	V	3.0	-1.3	19.53	38.5	-19.0	
	826.40	13.85	H	3.0	-1.3	9.53	38.5	-29.0	
	Mid Ch								
	836.60	23.47	V	3.0	-1.2	19.22	38.5	-19.3	
	836.60	13.70	H	3.0	-1.2	9.45	38.5	-29.0	
	High Ch								
	846.60	23.22	V	3.0	-1.1	19.05	38.5	-19.5	
	846.60	14.39	H	3.0	-1.1	10.21	38.5	-28.3	

WCDMA Band 4

Band 4 REL99	UL Verification Services, Inc. High Frequency Substitution Measurement								
	Company:		Samsung						
	Project #:		4790136523						
	Date:		10/30/2021						
	Test Engineer:		19227						
	Configuration:		EUT, Z- Position						
	Location:		Chamber 2						
	Mode:		Rel99 Band 4 Fundamentals						
	Test Equipment:								
	Receiving: Horn 3117[00168724], and Chamber 2 SMA Cables Substitution: Horn 3115[00161451], 8.5m SMA-type Cable								
	f MHz	SG reading (dBm)	Ant. Pol. (H/V)	Cable Loss (dB)	Antenna Gain (dBi)	EIRP (dBm)	Limit (dBm)	Delta (dB)	Notes
	Low Ch								
	1712.40	13.76	V	4.3	9.6	19.05	30.0	-11.0	
	1712.40	17.95	H	4.3	9.6	23.23	30.0	-6.8	
	Mid Ch								
	1732.60	13.43	V	4.3	9.6	18.76	30.0	-11.2	
	1732.60	18.06	H	4.3	9.6	23.38	30.0	-6.6	
	High Ch								
	1752.60	13.68	V	4.3	9.7	19.04	30.0	-11.0	
	1752.60	18.16	H	4.3	9.7	23.51	30.0	-6.5	

Band 4 HSDPA	UL Verification Services, Inc. High Frequency Substitution Measurement								
	Company:		Samsung						
	Project #:		4790136523						
	Date:		11/1/2021						
	Test Engineer:		22943						
	Configuration:		EUT, Z-Position						
	Location:		Chamber 2						
	Mode:		HSDPA Band 4 Fundamentals						
	Test Equipment:								
	Receiving: Horn 3117[00168724], and Chamber 2 SMA Cables Substitution: Horn 3115[00161451], 8.5m SMA-type Cable								
	f MHz	SG reading (dBm)	Ant. Pol. (H/V)	Cable Loss (dB)	Antenna Gain (dBi)	EIRP (dBm)	Limit (dBm)	Delta (dB)	Notes
	Low Ch								
	1712.40	12.90	V	4.3	9.6	18.19	30.0	-11.8	
	1712.40	16.58	H	4.3	9.6	21.86	30.0	-8.1	
	Mid Ch								
	1732.60	12.76	V	4.3	9.6	18.09	30.0	-11.9	
	1732.60	16.49	H	4.3	9.6	21.81	30.0	-8.2	
	High Ch								
	1752.60	12.99	V	4.3	9.7	18.35	30.0	-11.6	
	1752.60	17.02	H	4.3	9.7	22.37	30.0	-7.6	

WCDMA Band 2

Band 2 REL99	UL Verification Services, Inc. High Frequency Substitution Measurement								
	Company:		Samsung						
	Project #:		4790136523						
	Date:		10/30/2021						
	Test Engineer:		19227						
	Configuration:		EUT, X-Position						
	Location:		Chamber 2						
	Mode:		Rel99 Band 2 Fundamentals						
	Test Equipment:								
	Receiving: Horn 3117[00168724], and Chamber 2 SMA Cables Substitution: Horn 3115[00161451], 8.5m SMA-type Cable								
	f MHz	SG reading (dBm)	Ant. Pol. (H/V)	Cable Loss (dB)	Antenna Gain (dBi)	EIRP (dBm)	Limit (dBm)	Delta (dB)	Notes
	Low Ch								
	1852.40	12.17	V	4.5	9.6	17.32	33.0	-15.7	
	1852.40	16.53	H	4.5	9.6	21.69	33.0	-11.3	
	Mid Ch								
	1880.00	12.82	V	4.5	9.4	17.69	33.0	-15.3	
	1880.00	17.27	H	4.5	9.4	22.14	33.0	-10.9	
	High Ch								
	1907.60	13.58	V	4.5	9.1	18.14	33.0	-14.9	
	1907.60	17.70	H	4.5	9.1	22.26	33.0	-10.7	

Band 2 HSDPA	UL Verification Services, Inc. High Frequency Substitution Measurement								
	Company:		Samsung						
	Project #:		4790136523						
	Date:		10/30/2021						
	Test Engineer:		19227						
	Configuration:		EUT, X-Position						
	Location:		Chamber 2						
	Mode:		HSDPA Band 2 Fundamentals						
	Test Equipment:								
	Receiving: Horn 3117[00168724], and Chamber 2 SMA Cables Substitution: Horn 3115[00161451], 8.5m SMA-type Cable								
	f MHz	SG reading (dBm)	Ant. Pol. (H/V)	Cable Loss (dB)	Antenna Gain (dBi)	EIRP (dBm)	Limit (dBm)	Delta (dB)	Notes
	Low Ch								
	1852.40	11.40	V	4.5	9.6	16.55	33.0	-16.5	
	1852.40	15.70	H	4.5	9.6	20.86	33.0	-12.1	
	Mid Ch								
	1880.00	11.91	V	4.5	9.4	16.78	33.0	-16.2	
	1880.00	16.34	H	4.5	9.4	21.21	33.0	-11.8	
	High Ch								
	1907.60	11.83	V	4.5	9.1	16.39	33.0	-16.6	
	1907.60	16.51	H	4.5	9.1	21.07	33.0	-11.9	

LTE Band 12

LTE Band 12 10MHz QPSK	UL Verification Services, Inc. High Frequency Substitution Measurement										
	Company:		Samsung								
	Project #:		4790136523								
	Date:		10/28/2021								
	Test Engineer:		19227								
	Configuration:		EUT, Z-Position								
	Location:		Chamber 1								
	Mode:		LTE_QPSK Band 12 Fundamentals, 10MHz Bandwidth								
	Test Equipment:		Receiving: VULB9163-750, and Chamber 1 SMA Cables Substitution: Dipole 3121_DB4, 8.5m SMA-type Cable								
	f MHz	SG reading (dBm)	Ant. Pol. (H/V)	Cable Loss (dB)	Antenna Gain (dBd)	ERP (dBm)	Limit (dBm)	Delta (dB)	Notes		
Low Ch											
704.00	23.25	V	2.8	-1.4	19.10	34.8	-15.7				
704.00	6.98	H	2.8	-1.4	2.84	34.8	-31.9				
Mid Ch											
707.50	23.58	V	2.8	-1.4	19.42	34.8	-15.4				
707.50	7.15	H	2.8	-1.4	2.98	34.8	-31.8				
High Ch											
711.00	23.07	V	2.8	-1.4	18.90	34.8	-15.9				
711.00	8.72	H	2.8	-1.4	4.55	34.8	-30.2				

LTE Band 12 10MHz 16QAM	UL Verification Services, Inc. High Frequency Substitution Measurement										
	Company:		Samsung								
	Project #:		4790136523								
	Date:		10/28/2021								
	Test Engineer:		19227								
	Configuration:		EUT, Z-Position								
	Location:		Chamber 1								
	Mode:		LTE_16QAM Band 12 Fundamentals, 10MHz Bandwidth								
	Test Equipment:		Receiving: VULB9163-750, and Chamber 1 SMA Cables Substitution: Dipole 3121_DB4, 8.5m SMA-type Cable								
	f MHz	SG reading (dBm)	Ant. Pol. (H/V)	Cable Loss (dB)	Antenna Gain (dBd)	ERP (dBm)	Limit (dBm)	Delta (dB)	Notes		
Low Ch											
704.00	21.99	V	2.8	-1.4	17.84	34.8	-16.9				
704.00	5.91	H	2.8	-1.4	1.77	34.8	-33.0				
Mid Ch											
707.50	22.68	V	2.8	-1.4	18.52	34.8	-16.3				
707.50	6.06	H	2.8	-1.4	1.89	34.8	-32.9				
High Ch											
711.00	22.01	V	2.8	-1.4	17.84	34.8	-16.9				
711.00	6.29	H	2.8	-1.4	2.12	34.8	-32.7				

LTE Band 12 5MHz QPSK	UL Verification Services, Inc. High Frequency Substitution Measurement																																																																																									
	<p> Company: Samsung Project #: 4790136523 Date: 10/28/2021 Test Engineer: 19227 Configuration: EUT, Z-Position Location: Chamber 1 Mode: LTE_QPSK Band 12 Fundamentals, 5MHz Bandwidth </p> <p> Test Equipment: Receiving: VULB9163-750, and Chamber 1 SMA Cables Substitution: Dipole 3121_DB4, 8.5m SMA-type Cable </p> <table border="1"> <thead> <tr> <th>f MHz</th> <th>SG reading (dBm)</th> <th>Ant. Pol. (H/V)</th> <th>Cable Loss (dB)</th> <th>Antenna Gain (dBd)</th> <th>ERP (dBm)</th> <th>Limit (dBm)</th> <th>Delta (dB)</th> <th>Notes</th> </tr> </thead> <tbody> <tr> <td colspan="9">Low Ch</td> </tr> <tr> <td>701.50</td> <td>23.73</td> <td>V</td> <td>2.8</td> <td>-1.4</td> <td>19.60</td> <td>34.8</td> <td>-15.2</td> <td></td> </tr> <tr> <td>701.50</td> <td>6.89</td> <td>H</td> <td>2.8</td> <td>-1.4</td> <td>2.76</td> <td>34.8</td> <td>-32.0</td> <td></td> </tr> <tr> <td colspan="9">Mid Ch</td> </tr> <tr> <td>707.50</td> <td>23.34</td> <td>V</td> <td>2.8</td> <td>-1.4</td> <td>19.18</td> <td>34.8</td> <td>-15.6</td> <td></td> </tr> <tr> <td>707.50</td> <td>7.73</td> <td>H</td> <td>2.8</td> <td>-1.4</td> <td>3.56</td> <td>34.8</td> <td>-31.2</td> <td></td> </tr> <tr> <td colspan="9">High Ch</td> </tr> <tr> <td>713.50</td> <td>21.91</td> <td>V</td> <td>2.8</td> <td>-1.4</td> <td>17.72</td> <td>34.8</td> <td>-17.0</td> <td></td> </tr> <tr> <td>713.50</td> <td>8.49</td> <td>H</td> <td>2.8</td> <td>-1.4</td> <td>4.31</td> <td>34.8</td> <td>-30.5</td> <td></td> </tr> </tbody> </table>	f MHz	SG reading (dBm)	Ant. Pol. (H/V)	Cable Loss (dB)	Antenna Gain (dBd)	ERP (dBm)	Limit (dBm)	Delta (dB)	Notes	Low Ch									701.50	23.73	V	2.8	-1.4	19.60	34.8	-15.2		701.50	6.89	H	2.8	-1.4	2.76	34.8	-32.0		Mid Ch									707.50	23.34	V	2.8	-1.4	19.18	34.8	-15.6		707.50	7.73	H	2.8	-1.4	3.56	34.8	-31.2		High Ch									713.50	21.91	V	2.8	-1.4	17.72	34.8	-17.0		713.50	8.49	H	2.8	-1.4	4.31	34.8	-30.5
f MHz	SG reading (dBm)	Ant. Pol. (H/V)	Cable Loss (dB)	Antenna Gain (dBd)	ERP (dBm)	Limit (dBm)	Delta (dB)	Notes																																																																																		
Low Ch																																																																																										
701.50	23.73	V	2.8	-1.4	19.60	34.8	-15.2																																																																																			
701.50	6.89	H	2.8	-1.4	2.76	34.8	-32.0																																																																																			
Mid Ch																																																																																										
707.50	23.34	V	2.8	-1.4	19.18	34.8	-15.6																																																																																			
707.50	7.73	H	2.8	-1.4	3.56	34.8	-31.2																																																																																			
High Ch																																																																																										
713.50	21.91	V	2.8	-1.4	17.72	34.8	-17.0																																																																																			
713.50	8.49	H	2.8	-1.4	4.31	34.8	-30.5																																																																																			
LTE Band 12 5MHz 16QAM	UL Verification Services, Inc. High Frequency Substitution Measurement																																																																																									
	<p> Company: Samsung Project #: 4790136523 Date: 10/28/2021 Test Engineer: 19227 Configuration: EUT, Z-Position Location: Chamber 1 Mode: LTE_16QAM Band 12 Fundamentals, 5MHz Bandwidth </p> <p> Test Equipment: Receiving: VULB9163-750, and Chamber 1 SMA Cables Substitution: Dipole 3121_DB4, 8.5m SMA-type Cable </p> <table border="1"> <thead> <tr> <th>f MHz</th> <th>SG reading (dBm)</th> <th>Ant. Pol. (H/V)</th> <th>Cable Loss (dB)</th> <th>Antenna Gain (dBd)</th> <th>ERP (dBm)</th> <th>Limit (dBm)</th> <th>Delta (dB)</th> <th>Notes</th> </tr> </thead> <tbody> <tr> <td colspan="9">Low Ch</td> </tr> <tr> <td>701.50</td> <td>21.52</td> <td>V</td> <td>2.8</td> <td>-1.4</td> <td>17.39</td> <td>34.8</td> <td>-17.4</td> <td></td> </tr> <tr> <td>701.50</td> <td>5.86</td> <td>H</td> <td>2.8</td> <td>-1.4</td> <td>1.73</td> <td>34.8</td> <td>-33.0</td> <td></td> </tr> <tr> <td colspan="9">Mid Ch</td> </tr> <tr> <td>707.50</td> <td>22.30</td> <td>V</td> <td>2.8</td> <td>-1.4</td> <td>18.14</td> <td>34.8</td> <td>-16.6</td> <td></td> </tr> <tr> <td>707.50</td> <td>6.60</td> <td>H</td> <td>2.8</td> <td>-1.4</td> <td>2.43</td> <td>34.8</td> <td>-32.3</td> <td></td> </tr> <tr> <td colspan="9">High Ch</td> </tr> <tr> <td>713.50</td> <td>21.79</td> <td>V</td> <td>2.8</td> <td>-1.4</td> <td>17.60</td> <td>34.8</td> <td>-17.2</td> <td></td> </tr> <tr> <td>713.50</td> <td>7.38</td> <td>H</td> <td>2.8</td> <td>-1.4</td> <td>3.20</td> <td>34.8</td> <td>-31.6</td> <td></td> </tr> </tbody> </table>	f MHz	SG reading (dBm)	Ant. Pol. (H/V)	Cable Loss (dB)	Antenna Gain (dBd)	ERP (dBm)	Limit (dBm)	Delta (dB)	Notes	Low Ch									701.50	21.52	V	2.8	-1.4	17.39	34.8	-17.4		701.50	5.86	H	2.8	-1.4	1.73	34.8	-33.0		Mid Ch									707.50	22.30	V	2.8	-1.4	18.14	34.8	-16.6		707.50	6.60	H	2.8	-1.4	2.43	34.8	-32.3		High Ch									713.50	21.79	V	2.8	-1.4	17.60	34.8	-17.2		713.50	7.38	H	2.8	-1.4	3.20	34.8	-31.6
f MHz	SG reading (dBm)	Ant. Pol. (H/V)	Cable Loss (dB)	Antenna Gain (dBd)	ERP (dBm)	Limit (dBm)	Delta (dB)	Notes																																																																																		
Low Ch																																																																																										
701.50	21.52	V	2.8	-1.4	17.39	34.8	-17.4																																																																																			
701.50	5.86	H	2.8	-1.4	1.73	34.8	-33.0																																																																																			
Mid Ch																																																																																										
707.50	22.30	V	2.8	-1.4	18.14	34.8	-16.6																																																																																			
707.50	6.60	H	2.8	-1.4	2.43	34.8	-32.3																																																																																			
High Ch																																																																																										
713.50	21.79	V	2.8	-1.4	17.60	34.8	-17.2																																																																																			
713.50	7.38	H	2.8	-1.4	3.20	34.8	-31.6																																																																																			

LTE Band 12 3MHz QPSK	UL Verification Services, Inc. High Frequency Substitution Measurement								
	Company: Samsung Project #: 4790136523 Date: 10/28/2021 Test Engineer: 19227 Configuration: EUT, Z-Position Location: Chamber 1 Mode: LTE_QPSK Band 12 Fundamentals, 3MHz Bandwidth								
	Test Equipment: Receiving: VULB9163-750, and Chamber 1 SMA Cables Substitution: Dipole 3121_DB4, 8.5m SMA-type Cable								
	f MHz	SG reading (dBm)	Ant. Pol. (H/V)	Cable Loss (dB)	Antenna Gain (dBd)	ERP (dBm)	Limit (dBm)	Delta (dB)	Notes
	Low Ch								
	700.50	23.12	V	2.8	-1.4	18.98	34.8	-15.8	
	700.50	6.54	H	2.8	-1.4	2.40	34.8	-32.4	
	Mid Ch								
	707.50	23.35	V	2.8	-1.4	19.19	34.8	-15.6	
	707.50	6.62	H	2.8	-1.4	2.45	34.8	-32.3	
High Ch									
714.50	23.23	V	2.8	-1.4	19.04	34.8	-15.7		
714.50	8.40	H	2.8	-1.4	4.21	34.8	-30.6		
LTE Band 12 3MHz 16QAM	UL Verification Services, Inc. High Frequency Substitution Measurement								
	Company: Samsung Project #: 4790136523 Date: 10/28/2021 Test Engineer: 19227 Configuration: EUT, Z-Position Location: Chamber 1 Mode: LTE_16QAM Band 12 Fundamentals, 3MHz Bandwidth								
	Test Equipment: Receiving: VULB9163-750, and Chamber 1 SMA Cables Substitution: Dipole 3121_DB4, 8.5m SMA-type Cable								
	f MHz	SG reading (dBm)	Ant. Pol. (H/V)	Cable Loss (dB)	Antenna Gain (dBd)	ERP (dBm)	Limit (dBm)	Delta (dB)	Notes
	Low Ch								
	700.50	22.24	V	2.8	-1.4	18.10	34.8	-16.7	
	700.50	5.58	H	2.8	-1.4	1.44	34.8	-33.3	
	Mid Ch								
	707.50	22.60	V	2.8	-1.4	18.44	34.8	-16.3	
	707.50	6.27	H	2.8	-1.4	2.10	34.8	-32.7	
High Ch									
714.50	22.05	V	2.8	-1.4	17.86	34.8	-16.9		
714.50	7.20	H	2.8	-1.4	3.01	34.8	-31.8		

LTE Band 12 1.4MHz QPSK	UL Verification Services, Inc. High Frequency Substitution Measurement								
	Company: Samsung Project #: 4790136523 Date: 10/28/2021 Test Engineer: 19227 Configuration: EUT, Z-Position Location: Chamber 1 Mode: LTE_QPSK Band 12 Fundamentals, 1.4MHz Bandwidth								
	Test Equipment: Receiving: VULB9163-750, and Chamber 1 SMA Cables Substitution: Dipole 3121_DB4, 8.5m SMA-type Cable								
	f MHz	SG reading (dBm)	Ant. Pol. (H/V)	Cable Loss (dB)	Antenna Gain (dBd)	ERP (dBm)	Limit (dBm)	Delta (dB)	Notes
	Low Ch								
	699.70	22.88	V	2.8	-1.4	18.75	34.8	-16.0	
	699.70	6.09	H	2.8	-1.4	1.96	34.8	-32.8	
	Mid Ch								
	707.50	23.25	V	2.8	-1.4	19.09	34.8	-15.7	
	707.50	7.13	H	2.8	-1.4	2.96	34.8	-31.8	
High Ch									
715.30	23.16	V	2.8	-1.4	18.97	34.8	-15.8		
715.30	8.21	H	2.8	-1.4	4.02	34.8	-30.7		
LTE Band 12 1.4MHz 16QAM	UL Verification Services, Inc. High Frequency Substitution Measurement								
	Company: Samsung Project #: 4790136523 Date: 10/28/2021 Test Engineer: 19227 Configuration: EUT, Z-Position Location: Chamber 1 Mode: LTE_16QAM Band 12 Fundamentals, 1.4MHz Bandwidth								
	Test Equipment: Receiving: VULB9163-750, and Chamber 1 SMA Cables Substitution: Dipole 3121_DB4, 8.5m SMA-type Cable								
	f MHz	SG reading (dBm)	Ant. Pol. (H/V)	Cable Loss (dB)	Antenna Gain (dBd)	ERP (dBm)	Limit (dBm)	Delta (dB)	Notes
	Low Ch								
	699.70	21.86	V	2.8	-1.4	17.73	34.8	-17.0	
	699.70	4.94	H	2.8	-1.4	0.81	34.8	-34.0	
	Mid Ch								
	707.50	22.13	V	2.8	-1.4	17.97	34.8	-16.8	
	707.50	6.02	H	2.8	-1.4	1.85	34.8	-32.9	
High Ch									
715.30	21.88	V	2.8	-1.4	17.69	34.8	-17.1		
715.30	6.93	H	2.8	-1.4	2.74	34.8	-32.0		

LTE Band 13

LTE Band 13 10MHz QPSK	UL Verification Services, Inc. High Frequency Substitution Measurement																																				
	Company: Samsung Project #: 4790136523 Date: 10/28/2021 Test Engineer: 19227 Configuration: EUT, X-Position Location: Chamber 1 Mode: LTE_QPSK Band 13 Fundamentals, 10MHz Bandwidth																																				
	Test Equipment: Receiving: VULB9163-750, and Chamber 1 SMA Cables Substitution: Dipole 3121_DB4, 8.5m SMA-type Cable																																				
	<table border="1"> <thead> <tr> <th>f MHz</th> <th>SG reading (dBm)</th> <th>Ant. Pol. (H/V)</th> <th>Cable Loss (dB)</th> <th>Antenna Gain (dBd)</th> <th>ERP (dBm)</th> <th>Limit (dBm)</th> <th>Delta (dB)</th> <th>Notes</th> </tr> </thead> <tbody> <tr> <td>Mid Ch</td> <td></td> <td></td> <td></td> <td></td> <td></td> <td></td> <td></td> <td></td> </tr> <tr> <td>782.00</td> <td>18.09</td> <td>V</td> <td>2.9</td> <td>-1.5</td> <td>13.64</td> <td>34.8</td> <td>-21.1</td> <td></td> </tr> <tr> <td>782.00</td> <td>24.86</td> <td>H</td> <td>2.9</td> <td>-1.5</td> <td>20.41</td> <td>34.8</td> <td>-14.4</td> <td></td> </tr> </tbody> </table>	f MHz	SG reading (dBm)	Ant. Pol. (H/V)	Cable Loss (dB)	Antenna Gain (dBd)	ERP (dBm)	Limit (dBm)	Delta (dB)	Notes	Mid Ch									782.00	18.09	V	2.9	-1.5	13.64	34.8	-21.1		782.00	24.86	H	2.9	-1.5	20.41	34.8	-14.4	
f MHz	SG reading (dBm)	Ant. Pol. (H/V)	Cable Loss (dB)	Antenna Gain (dBd)	ERP (dBm)	Limit (dBm)	Delta (dB)	Notes																													
Mid Ch																																					
782.00	18.09	V	2.9	-1.5	13.64	34.8	-21.1																														
782.00	24.86	H	2.9	-1.5	20.41	34.8	-14.4																														
LTE Band 13 10MHz 16QAM	UL Verification Services, Inc. High Frequency Substitution Measurement																																				
	Company: Samsung Project #: 4790136523 Date: 10/28/2021 Test Engineer: 19227 Configuration: EUT, X-Position Location: Chamber 1 Mode: LTE_16QAM Band 13 Fundamentals, 10MHz Bandwidth																																				
	Test Equipment: Receiving: VULB9163-750, and Chamber 1 SMA Cables Substitution: Dipole 3121_DB4, 8.5m SMA-type Cable																																				
	<table border="1"> <thead> <tr> <th>f MHz</th> <th>SG reading (dBm)</th> <th>Ant. Pol. (H/V)</th> <th>Cable Loss (dB)</th> <th>Antenna Gain (dBd)</th> <th>ERP (dBm)</th> <th>Limit (dBm)</th> <th>Delta (dB)</th> <th>Notes</th> </tr> </thead> <tbody> <tr> <td>Mid Ch</td> <td></td> <td></td> <td></td> <td></td> <td></td> <td></td> <td></td> <td></td> </tr> <tr> <td>782.00</td> <td>16.89</td> <td>V</td> <td>2.9</td> <td>-1.5</td> <td>12.44</td> <td>34.8</td> <td>-22.3</td> <td></td> </tr> <tr> <td>782.00</td> <td>23.82</td> <td>H</td> <td>2.9</td> <td>-1.5</td> <td>19.37</td> <td>34.8</td> <td>-15.4</td> <td></td> </tr> </tbody> </table>	f MHz	SG reading (dBm)	Ant. Pol. (H/V)	Cable Loss (dB)	Antenna Gain (dBd)	ERP (dBm)	Limit (dBm)	Delta (dB)	Notes	Mid Ch									782.00	16.89	V	2.9	-1.5	12.44	34.8	-22.3		782.00	23.82	H	2.9	-1.5	19.37	34.8	-15.4	
f MHz	SG reading (dBm)	Ant. Pol. (H/V)	Cable Loss (dB)	Antenna Gain (dBd)	ERP (dBm)	Limit (dBm)	Delta (dB)	Notes																													
Mid Ch																																					
782.00	16.89	V	2.9	-1.5	12.44	34.8	-22.3																														
782.00	23.82	H	2.9	-1.5	19.37	34.8	-15.4																														

LTE Band 13 5MHz QPSK	UL Verification Services, Inc. High Frequency Substitution Measurement								
	Company: Samsung Project #: 4790136523 Date: 10/28/2021 Test Engineer: 19227 Configuration: EUT, X-Position Location: Chamber 1 Mode: LTE_QPSK Band 13 Fundamentals, 5MHz Bandwidth								
	Test Equipment: Receiving: VULB9163-750, and Chamber 1 SMA Cables Substitution: Dipole 3121_DB4, 8.5m SMA-type Cable								
	f MHz	SG reading (dBm)	Ant. Pol. (H/V)	Cable Loss (dB)	Antenna Gain (dBd)	ERP (dBm)	Limit (dBm)	Delta (dB)	Notes
	Low Ch								
	779.50	18.61	V	2.9	-1.5	14.17	34.8	-20.6	
	779.50	25.16	H	2.9	-1.5	20.73	34.8	-14.0	
	Mid Ch								
	782.00	18.33	V	2.9	-1.5	13.88	34.8	-20.9	
	782.00	24.98	H	2.9	-1.5	20.53	34.8	-14.2	
High Ch									
784.50	18.38	V	2.9	-1.5	13.92	34.8	-20.8		
784.50	24.74	H	2.9	-1.5	20.28	34.8	-14.5		
LTE Band 13 5MHz 16QAM	UL Verification Services, Inc. High Frequency Substitution Measurement								
	Company: Samsung Project #: 4790136523 Date: 10/28/2021 Test Engineer: 19227 Configuration: EUT, X-Position Location: Chamber 1 Mode: LTE_16QAM Band 13 Fundamentals, 5MHz Bandwidth								
	Test Equipment: Receiving: VULB9163-750, and Chamber 1 SMA Cables Substitution: Dipole 3121_DB4, 8.5m SMA-type Cable								
	f MHz	SG reading (dBm)	Ant. Pol. (H/V)	Cable Loss (dB)	Antenna Gain (dBd)	ERP (dBm)	Limit (dBm)	Delta (dB)	Notes
	Low Ch								
	779.50	17.60	V	2.9	-1.5	13.16	34.8	-21.6	
	779.50	24.05	H	2.9	-1.5	19.62	34.8	-15.2	
	Mid Ch								
	782.00	17.07	V	2.9	-1.5	12.62	34.8	-22.1	
	782.00	23.98	H	2.9	-1.5	19.53	34.8	-15.2	
High Ch									
784.50	17.45	V	2.9	-1.5	12.99	34.8	-21.8		
784.50	23.80	H	2.9	-1.5	19.34	34.8	-15.4		

LTE Band 25

LTE Band 25 20MHz QPSK	UL Verification Services, Inc. High Frequency Substitution Measurement										
	Company:		Samsung								
	Project #:		4790136523								
	Date:		10/24/2021								
	Test Engineer:		47989								
	Configuration:		EUT, Z-Position								
	Location:		Chamber 1								
	Mode:		LTE_QPSK Band 25 Fundamentals, 20MHz Bandwidth								
	Test Equipment:		Receiving: Horn 3117[00168717], and Chamber 1 SMA Cables								
			Substitution: Horn 3115[00167211], 8.5m SMA-type Cable								
f MHz	SG reading (dBm)	Ant. Pol. (H/V)	Cable Loss (dB)	Antenna Gain (dBi)	EIRP (dBm)	Limit (dBm)	Delta (dB)	Notes			
Low Ch											
1860.00	12.79	V	4.5	9.5	17.83	33.0	-15.2				
1860.00	17.36	H	4.5	9.5	22.41	33.0	-10.6				
Mid Ch											
1882.50	12.88	V	4.5	9.4	17.74	33.0	-15.3				
1882.50	17.75	H	4.5	9.4	22.61	33.0	-10.4				
High Ch											
1905.00	13.53	V	4.5	9.2	18.18	33.0	-14.8				
1905.00	17.42	H	4.5	9.2	22.07	33.0	-10.9				

LTE Band 25 20MHz 16QAM	UL Verification Services, Inc. High Frequency Substitution Measurement										
	Company:		Samsung								
	Project #:		4790136523								
	Date:		10/24/2021								
	Test Engineer:		47989								
	Configuration:		EUT, Z-Position								
	Location:		Chamber 1								
	Mode:		LTE_16QAM Band 25 Fundamentals, 20MHz Bandwidth								
	Test Equipment:		Receiving: Horn 3117[00168717], and Chamber 1 SMA Cables								
			Substitution: Horn 3115[00167211], 8.5m SMA-type Cable								
f MHz	SG reading (dBm)	Ant. Pol. (H/V)	Cable Loss (dB)	Antenna Gain (dBi)	EIRP (dBm)	Limit (dBm)	Delta (dB)	Notes			
Low Ch											
1860.00	11.50	V	4.5	9.5	16.54	33.0	-16.5				
1860.00	16.01	H	4.5	9.5	21.06	33.0	-11.9				
Mid Ch											
1882.50	11.79	V	4.5	9.4	16.65	33.0	-16.3				
1882.50	16.59	H	4.5	9.4	21.45	33.0	-11.5				
High Ch											
1905.00	12.31	V	4.5	9.2	16.96	33.0	-16.0				
1905.00	16.18	H	4.5	9.2	20.83	33.0	-12.2				

LTE Band 25 15MHz QPSK	UL Verification Services, Inc. High Frequency Substitution Measurement								
	Company: Samsung Project #: 4790136523 Date: 10/24/2021 Test Engineer: 47989 Configuration: EUT, Z-Position Location: Chamber 1 Mode: LTE_QPSK Band 25 Fundamentals, 15MHz Bandwidth								
	Test Equipment: Receiving: Horn 3117[00168717], and Chamber 1 SMA Cables Substitution: Horn 3115[00167211], 8.5m SMA-type Cable								
	f MHz	SG reading (dBm)	Ant. Pol. (H/V)	Cable Loss (dB)	Antenna Gain (dBi)	EIRP (dBm)	Limit (dBm)	Delta (dB)	Notes
	Low Ch								
	1857.50	12.43	V	4.5	9.5	17.50	33.0	-15.5	
	1857.50	16.98	H	4.5	9.5	22.05	33.0	-10.9	
	Mid Ch								
	1882.50	12.96	V	4.5	9.4	17.82	33.0	-15.2	
	1882.50	17.14	H	4.5	9.4	22.00	33.0	-11.0	
High Ch									
1907.50	12.20	V	4.5	9.2	16.82	33.0	-16.2		
1907.50	16.82	H	4.5	9.2	21.43	33.0	-11.6		
LTE Band 25 15MHz 16QAM	UL Verification Services, Inc. High Frequency Substitution Measurement								
	Company: Samsung Project #: 4790136523 Date: 10/24/2021 Test Engineer: 47989 Configuration: EUT, Z-Position Location: Chamber 1 Mode: LTE_16QAM Band 25 Fundamentals, 15MHz Bandwidth								
	Test Equipment: Receiving: Horn 3117[00168717], and Chamber 1 SMA Cables Substitution: Horn 3115[00167211], 8.5m SMA-type Cable								
	f MHz	SG reading (dBm)	Ant. Pol. (H/V)	Cable Loss (dB)	Antenna Gain (dBi)	EIRP (dBm)	Limit (dBm)	Delta (dB)	Notes
	Low Ch								
	1857.50	11.54	V	4.5	9.5	16.61	33.0	-16.4	
	1857.50	15.74	H	4.5	9.5	20.81	33.0	-12.2	
	Mid Ch								
	1882.50	11.77	V	4.5	9.4	16.63	33.0	-16.4	
	1882.50	16.53	H	4.5	9.4	21.39	33.0	-11.6	
High Ch									
1907.50	10.86	V	4.5	9.2	15.48	33.0	-17.5		
1907.50	15.53	H	4.5	9.2	20.14	33.0	-12.9		

LTE Band 25 10MHz QPSK	UL Verification Services, Inc. High Frequency Substitution Measurement																																																																																									
	<p> Company: Samsung Project #: 4790136523 Date: 10/24/2021 Test Engineer: 47989 Configuration: EUT, Z-Position Location: Chamber 1 Mode: LTE_QPSK Band 25 Fundamentals, 10MHz Bandwidth </p> <p> Test Equipment: Receiving: Horn 3117[00168717], and Chamber 1 SMA Cables Substitution: Horn 3115[00167211], 8.5m SMA-type Cable </p> <table border="1"> <thead> <tr> <th>f MHz</th> <th>SG reading (dBm)</th> <th>Ant. Pol. (H/V)</th> <th>Cable Loss (dB)</th> <th>Antenna Gain (dBi)</th> <th>EIRP (dBm)</th> <th>Limit (dBm)</th> <th>Delta (dB)</th> <th>Notes</th> </tr> </thead> <tbody> <tr> <td colspan="9">Low Ch</td> </tr> <tr> <td>1855.00</td> <td>12.47</td> <td>V</td> <td>4.5</td> <td>9.6</td> <td>17.56</td> <td>33.0</td> <td>-15.4</td> <td></td> </tr> <tr> <td>1855.00</td> <td>17.06</td> <td>H</td> <td>4.5</td> <td>9.6</td> <td>22.15</td> <td>33.0</td> <td>-10.8</td> <td></td> </tr> <tr> <td colspan="9">Mid Ch</td> </tr> <tr> <td>1882.50</td> <td>12.79</td> <td>V</td> <td>4.5</td> <td>9.4</td> <td>17.65</td> <td>33.0</td> <td>-15.3</td> <td></td> </tr> <tr> <td>1882.50</td> <td>17.43</td> <td>H</td> <td>4.5</td> <td>9.4</td> <td>22.29</td> <td>33.0</td> <td>-10.7</td> <td></td> </tr> <tr> <td colspan="9">High Ch</td> </tr> <tr> <td>1910.00</td> <td>12.26</td> <td>V</td> <td>4.5</td> <td>9.1</td> <td>16.84</td> <td>33.0</td> <td>-16.2</td> <td></td> </tr> <tr> <td>1910.00</td> <td>17.07</td> <td>H</td> <td>4.5</td> <td>9.1</td> <td>21.65</td> <td>33.0</td> <td>-11.4</td> <td></td> </tr> </tbody> </table>	f MHz	SG reading (dBm)	Ant. Pol. (H/V)	Cable Loss (dB)	Antenna Gain (dBi)	EIRP (dBm)	Limit (dBm)	Delta (dB)	Notes	Low Ch									1855.00	12.47	V	4.5	9.6	17.56	33.0	-15.4		1855.00	17.06	H	4.5	9.6	22.15	33.0	-10.8		Mid Ch									1882.50	12.79	V	4.5	9.4	17.65	33.0	-15.3		1882.50	17.43	H	4.5	9.4	22.29	33.0	-10.7		High Ch									1910.00	12.26	V	4.5	9.1	16.84	33.0	-16.2		1910.00	17.07	H	4.5	9.1	21.65	33.0	-11.4
f MHz	SG reading (dBm)	Ant. Pol. (H/V)	Cable Loss (dB)	Antenna Gain (dBi)	EIRP (dBm)	Limit (dBm)	Delta (dB)	Notes																																																																																		
Low Ch																																																																																										
1855.00	12.47	V	4.5	9.6	17.56	33.0	-15.4																																																																																			
1855.00	17.06	H	4.5	9.6	22.15	33.0	-10.8																																																																																			
Mid Ch																																																																																										
1882.50	12.79	V	4.5	9.4	17.65	33.0	-15.3																																																																																			
1882.50	17.43	H	4.5	9.4	22.29	33.0	-10.7																																																																																			
High Ch																																																																																										
1910.00	12.26	V	4.5	9.1	16.84	33.0	-16.2																																																																																			
1910.00	17.07	H	4.5	9.1	21.65	33.0	-11.4																																																																																			
LTE Band 25 10MHz 16QAM	UL Verification Services, Inc. High Frequency Substitution Measurement																																																																																									
	<p> Company: Samsung Project #: 4790136523 Date: 10/24/2021 Test Engineer: 47989 Configuration: EUT, Z-Position Location: Chamber 1 Mode: LTE_16QAM Band 25 Fundamentals, 10MHz Bandwidth </p> <p> Test Equipment: Receiving: Horn 3117[00168717], and Chamber 1 SMA Cables Substitution: Horn 3115[00167211], 8.5m SMA-type Cable </p> <table border="1"> <thead> <tr> <th>f MHz</th> <th>SG reading (dBm)</th> <th>Ant. Pol. (H/V)</th> <th>Cable Loss (dB)</th> <th>Antenna Gain (dBi)</th> <th>EIRP (dBm)</th> <th>Limit (dBm)</th> <th>Delta (dB)</th> <th>Notes</th> </tr> </thead> <tbody> <tr> <td colspan="9">Low Ch</td> </tr> <tr> <td>1855.00</td> <td>11.24</td> <td>V</td> <td>4.5</td> <td>9.6</td> <td>16.33</td> <td>33.0</td> <td>-16.7</td> <td></td> </tr> <tr> <td>1855.00</td> <td>15.79</td> <td>H</td> <td>4.5</td> <td>9.6</td> <td>20.88</td> <td>33.0</td> <td>-12.1</td> <td></td> </tr> <tr> <td colspan="9">Mid Ch</td> </tr> <tr> <td>1882.50</td> <td>11.55</td> <td>V</td> <td>4.5</td> <td>9.4</td> <td>16.41</td> <td>33.0</td> <td>-16.6</td> <td></td> </tr> <tr> <td>1882.50</td> <td>16.19</td> <td>H</td> <td>4.5</td> <td>9.4</td> <td>21.05</td> <td>33.0</td> <td>-11.9</td> <td></td> </tr> <tr> <td colspan="9">High Ch</td> </tr> <tr> <td>1910.00</td> <td>11.00</td> <td>V</td> <td>4.5</td> <td>9.1</td> <td>15.58</td> <td>33.0</td> <td>-17.4</td> <td></td> </tr> <tr> <td>1910.00</td> <td>15.84</td> <td>H</td> <td>4.5</td> <td>9.1</td> <td>20.42</td> <td>33.0</td> <td>-12.6</td> <td></td> </tr> </tbody> </table>	f MHz	SG reading (dBm)	Ant. Pol. (H/V)	Cable Loss (dB)	Antenna Gain (dBi)	EIRP (dBm)	Limit (dBm)	Delta (dB)	Notes	Low Ch									1855.00	11.24	V	4.5	9.6	16.33	33.0	-16.7		1855.00	15.79	H	4.5	9.6	20.88	33.0	-12.1		Mid Ch									1882.50	11.55	V	4.5	9.4	16.41	33.0	-16.6		1882.50	16.19	H	4.5	9.4	21.05	33.0	-11.9		High Ch									1910.00	11.00	V	4.5	9.1	15.58	33.0	-17.4		1910.00	15.84	H	4.5	9.1	20.42	33.0	-12.6
f MHz	SG reading (dBm)	Ant. Pol. (H/V)	Cable Loss (dB)	Antenna Gain (dBi)	EIRP (dBm)	Limit (dBm)	Delta (dB)	Notes																																																																																		
Low Ch																																																																																										
1855.00	11.24	V	4.5	9.6	16.33	33.0	-16.7																																																																																			
1855.00	15.79	H	4.5	9.6	20.88	33.0	-12.1																																																																																			
Mid Ch																																																																																										
1882.50	11.55	V	4.5	9.4	16.41	33.0	-16.6																																																																																			
1882.50	16.19	H	4.5	9.4	21.05	33.0	-11.9																																																																																			
High Ch																																																																																										
1910.00	11.00	V	4.5	9.1	15.58	33.0	-17.4																																																																																			
1910.00	15.84	H	4.5	9.1	20.42	33.0	-12.6																																																																																			

LTE Band 25 5MHz QPSK	UL Verification Services, Inc. High Frequency Substitution Measurement																																																																																									
	<p> Company: Samsung Project #: 4790136523 Date: 10/24/2021 Test Engineer: 47989 Configuration: EUT, Z-Position Location: Chamber 1 Mode: LTE_QPSK Band 25 Fundamentals, 5MHz Bandwidth </p> <p> Test Equipment: Receiving: Horn 3117[00168717], and Chamber 1 SMA Cables Substitution: Horn 3115[00167211], 8.5m SMA-type Cable </p> <table border="1"> <thead> <tr> <th>f MHz</th> <th>SG reading (dBm)</th> <th>Ant. Pol. (H/V)</th> <th>Cable Loss (dB)</th> <th>Antenna Gain (dBi)</th> <th>EIRP (dBm)</th> <th>Limit (dBm)</th> <th>Delta (dB)</th> <th>Notes</th> </tr> </thead> <tbody> <tr> <td colspan="9">Low Ch</td> </tr> <tr> <td>1852.50</td> <td>12.51</td> <td>V</td> <td>4.5</td> <td>9.6</td> <td>17.62</td> <td>33.0</td> <td>-15.4</td> <td></td> </tr> <tr> <td>1852.50</td> <td>17.27</td> <td>H</td> <td>4.5</td> <td>9.6</td> <td>22.38</td> <td>33.0</td> <td>-10.6</td> <td></td> </tr> <tr> <td colspan="9">Mid Ch</td> </tr> <tr> <td>1882.50</td> <td>12.52</td> <td>V</td> <td>4.5</td> <td>9.4</td> <td>17.38</td> <td>33.0</td> <td>-15.6</td> <td></td> </tr> <tr> <td>1882.50</td> <td>16.42</td> <td>H</td> <td>4.5</td> <td>9.4</td> <td>21.28</td> <td>33.0</td> <td>-11.7</td> <td></td> </tr> <tr> <td colspan="9">High Ch</td> </tr> <tr> <td>1912.50</td> <td>12.63</td> <td>V</td> <td>4.5</td> <td>9.1</td> <td>17.18</td> <td>33.0</td> <td>-15.8</td> <td></td> </tr> <tr> <td>1912.50</td> <td>17.06</td> <td>H</td> <td>4.5</td> <td>9.1</td> <td>21.61</td> <td>33.0</td> <td>-11.4</td> <td></td> </tr> </tbody> </table>	f MHz	SG reading (dBm)	Ant. Pol. (H/V)	Cable Loss (dB)	Antenna Gain (dBi)	EIRP (dBm)	Limit (dBm)	Delta (dB)	Notes	Low Ch									1852.50	12.51	V	4.5	9.6	17.62	33.0	-15.4		1852.50	17.27	H	4.5	9.6	22.38	33.0	-10.6		Mid Ch									1882.50	12.52	V	4.5	9.4	17.38	33.0	-15.6		1882.50	16.42	H	4.5	9.4	21.28	33.0	-11.7		High Ch									1912.50	12.63	V	4.5	9.1	17.18	33.0	-15.8		1912.50	17.06	H	4.5	9.1	21.61	33.0	-11.4
f MHz	SG reading (dBm)	Ant. Pol. (H/V)	Cable Loss (dB)	Antenna Gain (dBi)	EIRP (dBm)	Limit (dBm)	Delta (dB)	Notes																																																																																		
Low Ch																																																																																										
1852.50	12.51	V	4.5	9.6	17.62	33.0	-15.4																																																																																			
1852.50	17.27	H	4.5	9.6	22.38	33.0	-10.6																																																																																			
Mid Ch																																																																																										
1882.50	12.52	V	4.5	9.4	17.38	33.0	-15.6																																																																																			
1882.50	16.42	H	4.5	9.4	21.28	33.0	-11.7																																																																																			
High Ch																																																																																										
1912.50	12.63	V	4.5	9.1	17.18	33.0	-15.8																																																																																			
1912.50	17.06	H	4.5	9.1	21.61	33.0	-11.4																																																																																			
LTE Band 25 5MHz 16QAM	UL Verification Services, Inc. High Frequency Substitution Measurement																																																																																									
	<p> Company: Samsung Project #: 4790136523 Date: 10/24/2021 Test Engineer: 47989 Configuration: EUT, Z-Position Location: Chamber 1 Mode: LTE_16QAM Band 25 Fundamentals, 5MHz Bandwidth </p> <p> Test Equipment: Receiving: Horn 3117[00168717], and Chamber 1 SMA Cables Substitution: Horn 3115[00167211], 8.5m SMA-type Cable </p> <table border="1"> <thead> <tr> <th>f MHz</th> <th>SG reading (dBm)</th> <th>Ant. Pol. (H/V)</th> <th>Cable Loss (dB)</th> <th>Antenna Gain (dBi)</th> <th>EIRP (dBm)</th> <th>Limit (dBm)</th> <th>Delta (dB)</th> <th>Notes</th> </tr> </thead> <tbody> <tr> <td colspan="9">Low Ch</td> </tr> <tr> <td>1852.50</td> <td>11.24</td> <td>V</td> <td>4.5</td> <td>9.6</td> <td>16.35</td> <td>33.0</td> <td>-16.6</td> <td></td> </tr> <tr> <td>1852.50</td> <td>16.40</td> <td>H</td> <td>4.5</td> <td>9.6</td> <td>21.51</td> <td>33.0</td> <td>-11.5</td> <td></td> </tr> <tr> <td colspan="9">Mid Ch</td> </tr> <tr> <td>1882.50</td> <td>11.38</td> <td>V</td> <td>4.5</td> <td>9.4</td> <td>16.24</td> <td>33.0</td> <td>-16.8</td> <td></td> </tr> <tr> <td>1882.50</td> <td>15.06</td> <td>H</td> <td>4.5</td> <td>9.4</td> <td>19.92</td> <td>33.0</td> <td>-13.1</td> <td></td> </tr> <tr> <td colspan="9">High Ch</td> </tr> <tr> <td>1912.50</td> <td>11.67</td> <td>V</td> <td>4.5</td> <td>9.1</td> <td>16.22</td> <td>33.0</td> <td>-16.8</td> <td></td> </tr> <tr> <td>1912.50</td> <td>15.76</td> <td>H</td> <td>4.5</td> <td>9.1</td> <td>20.31</td> <td>33.0</td> <td>-12.7</td> <td></td> </tr> </tbody> </table>	f MHz	SG reading (dBm)	Ant. Pol. (H/V)	Cable Loss (dB)	Antenna Gain (dBi)	EIRP (dBm)	Limit (dBm)	Delta (dB)	Notes	Low Ch									1852.50	11.24	V	4.5	9.6	16.35	33.0	-16.6		1852.50	16.40	H	4.5	9.6	21.51	33.0	-11.5		Mid Ch									1882.50	11.38	V	4.5	9.4	16.24	33.0	-16.8		1882.50	15.06	H	4.5	9.4	19.92	33.0	-13.1		High Ch									1912.50	11.67	V	4.5	9.1	16.22	33.0	-16.8		1912.50	15.76	H	4.5	9.1	20.31	33.0	-12.7
f MHz	SG reading (dBm)	Ant. Pol. (H/V)	Cable Loss (dB)	Antenna Gain (dBi)	EIRP (dBm)	Limit (dBm)	Delta (dB)	Notes																																																																																		
Low Ch																																																																																										
1852.50	11.24	V	4.5	9.6	16.35	33.0	-16.6																																																																																			
1852.50	16.40	H	4.5	9.6	21.51	33.0	-11.5																																																																																			
Mid Ch																																																																																										
1882.50	11.38	V	4.5	9.4	16.24	33.0	-16.8																																																																																			
1882.50	15.06	H	4.5	9.4	19.92	33.0	-13.1																																																																																			
High Ch																																																																																										
1912.50	11.67	V	4.5	9.1	16.22	33.0	-16.8																																																																																			
1912.50	15.76	H	4.5	9.1	20.31	33.0	-12.7																																																																																			

LTE Band 25 3MHz QPSK	UL Verification Services, Inc. High Frequency Substitution Measurement																																																																																									
	<p> Company: Samsung Project #: 4790136523 Date: 10/24/2021 Test Engineer: 47989 Configuration: EUT, Z-Position Location: Chamber 1 Mode: LTE_QPSK Band 25 Fundamentals, 3MHz Bandwidth </p> <p> Test Equipment: Receiving: Horn 3117[00168717], and Chamber 1 SMA Cables Substitution: Horn 3115[00167211], 8.5m SMA-type Cable </p> <table border="1"> <thead> <tr> <th>f MHz</th> <th>SG reading (dBm)</th> <th>Ant. Pol. (H/V)</th> <th>Cable Loss (dB)</th> <th>Antenna Gain (dBi)</th> <th>EIRP (dBm)</th> <th>Limit (dBm)</th> <th>Delta (dB)</th> <th>Notes</th> </tr> </thead> <tbody> <tr> <td colspan="9">Low Ch</td> </tr> <tr> <td>1851.50</td> <td>12.82</td> <td>V</td> <td>4.5</td> <td>9.6</td> <td>17.94</td> <td>33.0</td> <td>-15.1</td> <td></td> </tr> <tr> <td>1851.50</td> <td>17.37</td> <td>H</td> <td>4.5</td> <td>9.6</td> <td>22.50</td> <td>33.0</td> <td>-10.5</td> <td></td> </tr> <tr> <td colspan="9">Mid Ch</td> </tr> <tr> <td>1882.50</td> <td>12.13</td> <td>V</td> <td>4.5</td> <td>9.4</td> <td>16.99</td> <td>33.0</td> <td>-16.0</td> <td></td> </tr> <tr> <td>1882.50</td> <td>17.44</td> <td>H</td> <td>4.5</td> <td>9.4</td> <td>22.30</td> <td>33.0</td> <td>-10.7</td> <td></td> </tr> <tr> <td colspan="9">High Ch</td> </tr> <tr> <td>1913.50</td> <td>13.93</td> <td>V</td> <td>4.5</td> <td>9.1</td> <td>18.47</td> <td>33.0</td> <td>-14.5</td> <td></td> </tr> <tr> <td>1913.50</td> <td>17.11</td> <td>H</td> <td>4.5</td> <td>9.1</td> <td>21.65</td> <td>33.0</td> <td>-11.4</td> <td></td> </tr> </tbody> </table>	f MHz	SG reading (dBm)	Ant. Pol. (H/V)	Cable Loss (dB)	Antenna Gain (dBi)	EIRP (dBm)	Limit (dBm)	Delta (dB)	Notes	Low Ch									1851.50	12.82	V	4.5	9.6	17.94	33.0	-15.1		1851.50	17.37	H	4.5	9.6	22.50	33.0	-10.5		Mid Ch									1882.50	12.13	V	4.5	9.4	16.99	33.0	-16.0		1882.50	17.44	H	4.5	9.4	22.30	33.0	-10.7		High Ch									1913.50	13.93	V	4.5	9.1	18.47	33.0	-14.5		1913.50	17.11	H	4.5	9.1	21.65	33.0	-11.4
f MHz	SG reading (dBm)	Ant. Pol. (H/V)	Cable Loss (dB)	Antenna Gain (dBi)	EIRP (dBm)	Limit (dBm)	Delta (dB)	Notes																																																																																		
Low Ch																																																																																										
1851.50	12.82	V	4.5	9.6	17.94	33.0	-15.1																																																																																			
1851.50	17.37	H	4.5	9.6	22.50	33.0	-10.5																																																																																			
Mid Ch																																																																																										
1882.50	12.13	V	4.5	9.4	16.99	33.0	-16.0																																																																																			
1882.50	17.44	H	4.5	9.4	22.30	33.0	-10.7																																																																																			
High Ch																																																																																										
1913.50	13.93	V	4.5	9.1	18.47	33.0	-14.5																																																																																			
1913.50	17.11	H	4.5	9.1	21.65	33.0	-11.4																																																																																			
LTE Band 25 3MHz 16QAM	UL Verification Services, Inc. High Frequency Substitution Measurement																																																																																									
	<p> Company: Samsung Project #: 4790136523 Date: 10/24/2021 Test Engineer: 47989 Configuration: EUT, Z-Position Location: Chamber 1 Mode: LTE_16QAM Band 25 Fundamentals, 3MHz Bandwidth </p> <p> Test Equipment: Receiving: Horn 3117[00168717], and Chamber 1 SMA Cables Substitution: Horn 3115[00167211], 8.5m SMA-type Cable </p> <table border="1"> <thead> <tr> <th>f MHz</th> <th>SG reading (dBm)</th> <th>Ant. Pol. (H/V)</th> <th>Cable Loss (dB)</th> <th>Antenna Gain (dBi)</th> <th>EIRP (dBm)</th> <th>Limit (dBm)</th> <th>Delta (dB)</th> <th>Notes</th> </tr> </thead> <tbody> <tr> <td colspan="9">Low Ch</td> </tr> <tr> <td>1851.50</td> <td>11.53</td> <td>V</td> <td>4.5</td> <td>9.6</td> <td>16.65</td> <td>33.0</td> <td>-16.4</td> <td></td> </tr> <tr> <td>1851.50</td> <td>16.13</td> <td>H</td> <td>4.5</td> <td>9.6</td> <td>21.26</td> <td>33.0</td> <td>-11.7</td> <td></td> </tr> <tr> <td colspan="9">Mid Ch</td> </tr> <tr> <td>1882.50</td> <td>10.94</td> <td>V</td> <td>4.5</td> <td>9.4</td> <td>15.80</td> <td>33.0</td> <td>-17.2</td> <td></td> </tr> <tr> <td>1882.50</td> <td>16.34</td> <td>H</td> <td>4.5</td> <td>9.4</td> <td>21.20</td> <td>33.0</td> <td>-11.8</td> <td></td> </tr> <tr> <td colspan="9">High Ch</td> </tr> <tr> <td>1913.50</td> <td>12.64</td> <td>V</td> <td>4.5</td> <td>9.1</td> <td>17.18</td> <td>33.0</td> <td>-15.8</td> <td></td> </tr> <tr> <td>1913.50</td> <td>15.90</td> <td>H</td> <td>4.5</td> <td>9.1</td> <td>20.44</td> <td>33.0</td> <td>-12.6</td> <td></td> </tr> </tbody> </table>	f MHz	SG reading (dBm)	Ant. Pol. (H/V)	Cable Loss (dB)	Antenna Gain (dBi)	EIRP (dBm)	Limit (dBm)	Delta (dB)	Notes	Low Ch									1851.50	11.53	V	4.5	9.6	16.65	33.0	-16.4		1851.50	16.13	H	4.5	9.6	21.26	33.0	-11.7		Mid Ch									1882.50	10.94	V	4.5	9.4	15.80	33.0	-17.2		1882.50	16.34	H	4.5	9.4	21.20	33.0	-11.8		High Ch									1913.50	12.64	V	4.5	9.1	17.18	33.0	-15.8		1913.50	15.90	H	4.5	9.1	20.44	33.0	-12.6
f MHz	SG reading (dBm)	Ant. Pol. (H/V)	Cable Loss (dB)	Antenna Gain (dBi)	EIRP (dBm)	Limit (dBm)	Delta (dB)	Notes																																																																																		
Low Ch																																																																																										
1851.50	11.53	V	4.5	9.6	16.65	33.0	-16.4																																																																																			
1851.50	16.13	H	4.5	9.6	21.26	33.0	-11.7																																																																																			
Mid Ch																																																																																										
1882.50	10.94	V	4.5	9.4	15.80	33.0	-17.2																																																																																			
1882.50	16.34	H	4.5	9.4	21.20	33.0	-11.8																																																																																			
High Ch																																																																																										
1913.50	12.64	V	4.5	9.1	17.18	33.0	-15.8																																																																																			
1913.50	15.90	H	4.5	9.1	20.44	33.0	-12.6																																																																																			

LTE Band 25 1.4MHz QPSK	UL Verification Services, Inc. High Frequency Substitution Measurement																																																																																									
	<p> Company: Samsung Project #: 4790136523 Date: 10/24/2021 Test Engineer: 47989 Configuration: EUT, Z-Position Location: Chamber 1 Mode: LTE_QPSK Band 25 Fundamentals, 1.4MHz Bandwidth </p> <p> Test Equipment: Receiving: Horn 3117[00168717], and Chamber 1 SMA Cables Substitution: Horn 3115[00167211], 8.5m SMA-type Cable </p> <table border="1"> <thead> <tr> <th>f MHz</th> <th>SG reading (dBm)</th> <th>Ant. Pol. (H/V)</th> <th>Cable Loss (dB)</th> <th>Antenna Gain (dBi)</th> <th>EIRP (dBm)</th> <th>Limit (dBm)</th> <th>Delta (dB)</th> <th>Notes</th> </tr> </thead> <tbody> <tr> <td colspan="9">Low Ch</td> </tr> <tr> <td>1850.70</td> <td>12.75</td> <td>V</td> <td>4.5</td> <td>9.6</td> <td>17.88</td> <td>33.0</td> <td>-15.1</td> <td></td> </tr> <tr> <td>1850.70</td> <td>17.22</td> <td>H</td> <td>4.5</td> <td>9.6</td> <td>22.35</td> <td>33.0</td> <td>-10.7</td> <td></td> </tr> <tr> <td colspan="9">Mid Ch</td> </tr> <tr> <td>1882.50</td> <td>13.19</td> <td>V</td> <td>4.5</td> <td>9.4</td> <td>18.05</td> <td>33.0</td> <td>-14.9</td> <td></td> </tr> <tr> <td>1882.50</td> <td>16.95</td> <td>H</td> <td>4.5</td> <td>9.4</td> <td>21.81</td> <td>33.0</td> <td>-11.2</td> <td></td> </tr> <tr> <td colspan="9">High Ch</td> </tr> <tr> <td>1914.30</td> <td>12.85</td> <td>V</td> <td>4.5</td> <td>9.1</td> <td>17.37</td> <td>33.0</td> <td>-15.6</td> <td></td> </tr> <tr> <td>1914.30</td> <td>16.76</td> <td>H</td> <td>4.5</td> <td>9.1</td> <td>21.29</td> <td>33.0</td> <td>-11.7</td> <td></td> </tr> </tbody> </table>	f MHz	SG reading (dBm)	Ant. Pol. (H/V)	Cable Loss (dB)	Antenna Gain (dBi)	EIRP (dBm)	Limit (dBm)	Delta (dB)	Notes	Low Ch									1850.70	12.75	V	4.5	9.6	17.88	33.0	-15.1		1850.70	17.22	H	4.5	9.6	22.35	33.0	-10.7		Mid Ch									1882.50	13.19	V	4.5	9.4	18.05	33.0	-14.9		1882.50	16.95	H	4.5	9.4	21.81	33.0	-11.2		High Ch									1914.30	12.85	V	4.5	9.1	17.37	33.0	-15.6		1914.30	16.76	H	4.5	9.1	21.29	33.0	-11.7
f MHz	SG reading (dBm)	Ant. Pol. (H/V)	Cable Loss (dB)	Antenna Gain (dBi)	EIRP (dBm)	Limit (dBm)	Delta (dB)	Notes																																																																																		
Low Ch																																																																																										
1850.70	12.75	V	4.5	9.6	17.88	33.0	-15.1																																																																																			
1850.70	17.22	H	4.5	9.6	22.35	33.0	-10.7																																																																																			
Mid Ch																																																																																										
1882.50	13.19	V	4.5	9.4	18.05	33.0	-14.9																																																																																			
1882.50	16.95	H	4.5	9.4	21.81	33.0	-11.2																																																																																			
High Ch																																																																																										
1914.30	12.85	V	4.5	9.1	17.37	33.0	-15.6																																																																																			
1914.30	16.76	H	4.5	9.1	21.29	33.0	-11.7																																																																																			
LTE Band 25 1.4MHz 16QAM	UL Verification Services, Inc. High Frequency Substitution Measurement																																																																																									
	<p> Company: Samsung Project #: 4790136523 Date: 10/24/2021 Test Engineer: 47989 Configuration: EUT, Z-Position Location: Chamber 1 Mode: LTE_16QAM Band 25 Fundamentals, 1.4MHz Bandwidth </p> <p> Test Equipment: Receiving: Horn 3117[00168717], and Chamber 1 SMA Cables Substitution: Horn 3115[00167211], 8.5m SMA-type Cable </p> <table border="1"> <thead> <tr> <th>f MHz</th> <th>SG reading (dBm)</th> <th>Ant. Pol. (H/V)</th> <th>Cable Loss (dB)</th> <th>Antenna Gain (dBi)</th> <th>EIRP (dBm)</th> <th>Limit (dBm)</th> <th>Delta (dB)</th> <th>Notes</th> </tr> </thead> <tbody> <tr> <td colspan="9">Low Ch</td> </tr> <tr> <td>1850.70</td> <td>11.50</td> <td>V</td> <td>4.5</td> <td>9.6</td> <td>16.63</td> <td>33.0</td> <td>-16.4</td> <td></td> </tr> <tr> <td>1850.70</td> <td>16.02</td> <td>H</td> <td>4.5</td> <td>9.6</td> <td>21.15</td> <td>33.0</td> <td>-11.9</td> <td></td> </tr> <tr> <td colspan="9">Mid Ch</td> </tr> <tr> <td>1882.50</td> <td>11.96</td> <td>V</td> <td>4.5</td> <td>9.4</td> <td>16.82</td> <td>33.0</td> <td>-16.2</td> <td></td> </tr> <tr> <td>1882.50</td> <td>15.65</td> <td>H</td> <td>4.5</td> <td>9.4</td> <td>20.51</td> <td>33.0</td> <td>-12.5</td> <td></td> </tr> <tr> <td colspan="9">High Ch</td> </tr> <tr> <td>1914.30</td> <td>11.10</td> <td>V</td> <td>4.5</td> <td>9.1</td> <td>15.62</td> <td>33.0</td> <td>-17.4</td> <td></td> </tr> <tr> <td>1914.30</td> <td>15.52</td> <td>H</td> <td>4.5</td> <td>9.1</td> <td>20.05</td> <td>33.0</td> <td>-12.9</td> <td></td> </tr> </tbody> </table>	f MHz	SG reading (dBm)	Ant. Pol. (H/V)	Cable Loss (dB)	Antenna Gain (dBi)	EIRP (dBm)	Limit (dBm)	Delta (dB)	Notes	Low Ch									1850.70	11.50	V	4.5	9.6	16.63	33.0	-16.4		1850.70	16.02	H	4.5	9.6	21.15	33.0	-11.9		Mid Ch									1882.50	11.96	V	4.5	9.4	16.82	33.0	-16.2		1882.50	15.65	H	4.5	9.4	20.51	33.0	-12.5		High Ch									1914.30	11.10	V	4.5	9.1	15.62	33.0	-17.4		1914.30	15.52	H	4.5	9.1	20.05	33.0	-12.9
f MHz	SG reading (dBm)	Ant. Pol. (H/V)	Cable Loss (dB)	Antenna Gain (dBi)	EIRP (dBm)	Limit (dBm)	Delta (dB)	Notes																																																																																		
Low Ch																																																																																										
1850.70	11.50	V	4.5	9.6	16.63	33.0	-16.4																																																																																			
1850.70	16.02	H	4.5	9.6	21.15	33.0	-11.9																																																																																			
Mid Ch																																																																																										
1882.50	11.96	V	4.5	9.4	16.82	33.0	-16.2																																																																																			
1882.50	15.65	H	4.5	9.4	20.51	33.0	-12.5																																																																																			
High Ch																																																																																										
1914.30	11.10	V	4.5	9.1	15.62	33.0	-17.4																																																																																			
1914.30	15.52	H	4.5	9.1	20.05	33.0	-12.9																																																																																			

LTE Band 26 (Part 90)

LTE Band 26 15MHz QPSK	UL Verification Services, Inc. High Frequency Substitution Measurement																																											
	Company: Samsung Project #: 4790136523 Date: 10/29/2021 Test Engineer: 20882 Configuration: EUT, X-Position Location: Chamber 1 Mode: LTE_QPSK Band 26 Fundamentals, 15MHz Bandwidth Test Equipment: Receiving: VULB9163-750, and Chamber 1 SMA Cables Substitution: Dipole 3121_DB4, 8.5m SMA-type Cable																																											
<table border="1"> <thead> <tr> <th>f MHz</th> <th>SG reading (dBm)</th> <th>Ant. Pol. (H/V)</th> <th>Cable Loss (dB)</th> <th>Antenna Gain (dBd)</th> <th>ERP (dBm)</th> <th>Limit (dBm)</th> <th>Delta (dB)</th> <th>Notes</th> </tr> </thead> <tbody> <tr> <td colspan="9">Low Ch</td> </tr> <tr> <td>821.50</td> <td>18.62</td> <td>V</td> <td>3.0</td> <td>-1.4</td> <td>14.25</td> <td>50.0</td> <td>-35.7</td> <td>Part 90</td> </tr> <tr> <td>821.50</td> <td>24.66</td> <td>H</td> <td>3.0</td> <td>-1.4</td> <td>20.29</td> <td>50.0</td> <td>-29.7</td> <td>Part 90</td> </tr> </tbody> </table>									f MHz	SG reading (dBm)	Ant. Pol. (H/V)	Cable Loss (dB)	Antenna Gain (dBd)	ERP (dBm)	Limit (dBm)	Delta (dB)	Notes	Low Ch									821.50	18.62	V	3.0	-1.4	14.25	50.0	-35.7	Part 90	821.50	24.66	H	3.0	-1.4	20.29	50.0	-29.7	Part 90
f MHz	SG reading (dBm)	Ant. Pol. (H/V)	Cable Loss (dB)	Antenna Gain (dBd)	ERP (dBm)	Limit (dBm)	Delta (dB)	Notes																																				
Low Ch																																												
821.50	18.62	V	3.0	-1.4	14.25	50.0	-35.7	Part 90																																				
821.50	24.66	H	3.0	-1.4	20.29	50.0	-29.7	Part 90																																				
LTE Band 26 15MHz 16QAM	UL Verification Services, Inc. High Frequency Substitution Measurement																																											
	Company: Samsung Project #: 4790136523 Date: 10/29/2021 Test Engineer: 20882 Configuration: EUT, X-Position Location: Chamber 1 Mode: LTE_16QAM Band 26 Fundamentals, 15MHz Bandwidth Test Equipment: Receiving: VULB9163-750, and Chamber 1 SMA Cables Substitution: Dipole 3121_DB4, 8.5m SMA-type Cable																																											
<table border="1"> <thead> <tr> <th>f MHz</th> <th>SG reading (dBm)</th> <th>Ant. Pol. (H/V)</th> <th>Cable Loss (dB)</th> <th>Antenna Gain (dBd)</th> <th>ERP (dBm)</th> <th>Limit (dBm)</th> <th>Delta (dB)</th> <th>Notes</th> </tr> </thead> <tbody> <tr> <td colspan="9">Low Ch</td> </tr> <tr> <td>821.50</td> <td>17.63</td> <td>V</td> <td>3.0</td> <td>-1.4</td> <td>13.26</td> <td>50.0</td> <td>-36.7</td> <td>Part 90</td> </tr> <tr> <td>821.50</td> <td>23.70</td> <td>H</td> <td>3.0</td> <td>-1.4</td> <td>19.33</td> <td>50.0</td> <td>-30.7</td> <td>Part 90</td> </tr> </tbody> </table>									f MHz	SG reading (dBm)	Ant. Pol. (H/V)	Cable Loss (dB)	Antenna Gain (dBd)	ERP (dBm)	Limit (dBm)	Delta (dB)	Notes	Low Ch									821.50	17.63	V	3.0	-1.4	13.26	50.0	-36.7	Part 90	821.50	23.70	H	3.0	-1.4	19.33	50.0	-30.7	Part 90
f MHz	SG reading (dBm)	Ant. Pol. (H/V)	Cable Loss (dB)	Antenna Gain (dBd)	ERP (dBm)	Limit (dBm)	Delta (dB)	Notes																																				
Low Ch																																												
821.50	17.63	V	3.0	-1.4	13.26	50.0	-36.7	Part 90																																				
821.50	23.70	H	3.0	-1.4	19.33	50.0	-30.7	Part 90																																				

LTE Band 26 10MHz QPSK	UL Verification Services, Inc. High Frequency Substitution Measurement																																				
	<p> Company: Samsung Project #: 4790136523 Date: 10/29/2021 Test Engineer: 20882 Configuration: EUT, X-Position Location: Chamber 1 Mode: LTE_QPSK Band 26 Fundamentals, 10MHz Bandwidth </p> <p> Test Equipment: Receiving: VULB9163-750, and Chamber 1 SMA Cables Substitution: Dipole 3121_DB4, 8.5m SMA-type Cable </p> <table border="1"> <thead> <tr> <th>f MHz</th> <th>SG reading (dBm)</th> <th>Ant. Pol. (H/V)</th> <th>Cable Loss (dB)</th> <th>Antenna Gain (dBd)</th> <th>ERP (dBm)</th> <th>Limit (dBm)</th> <th>Delta (dB)</th> <th>Notes</th> </tr> </thead> <tbody> <tr> <td colspan="9">Low Ch</td> </tr> <tr> <td>819.00</td> <td>18.91</td> <td>V</td> <td>3.0</td> <td>-1.4</td> <td>14.53</td> <td>50.0</td> <td>-35.5</td> <td>Part 90</td> </tr> <tr> <td>819.00</td> <td>24.49</td> <td>H</td> <td>3.0</td> <td>-1.4</td> <td>20.11</td> <td>50.0</td> <td>-29.9</td> <td>Part 90</td> </tr> </tbody> </table>	f MHz	SG reading (dBm)	Ant. Pol. (H/V)	Cable Loss (dB)	Antenna Gain (dBd)	ERP (dBm)	Limit (dBm)	Delta (dB)	Notes	Low Ch									819.00	18.91	V	3.0	-1.4	14.53	50.0	-35.5	Part 90	819.00	24.49	H	3.0	-1.4	20.11	50.0	-29.9	Part 90
f MHz	SG reading (dBm)	Ant. Pol. (H/V)	Cable Loss (dB)	Antenna Gain (dBd)	ERP (dBm)	Limit (dBm)	Delta (dB)	Notes																													
Low Ch																																					
819.00	18.91	V	3.0	-1.4	14.53	50.0	-35.5	Part 90																													
819.00	24.49	H	3.0	-1.4	20.11	50.0	-29.9	Part 90																													
LTE Band 26 10MHz 16QAM	UL Verification Services, Inc. High Frequency Substitution Measurement																																				
	<p> Company: Samsung Project #: 4790136523 Date: 10/29/2021 Test Engineer: 20882 Configuration: EUT, X-Position Location: Chamber 1 Mode: LTE_16QAM Band 26 Fundamentals, 10MHz Bandwidth </p> <p> Test Equipment: Receiving: VULB9163-750, and Chamber 1 SMA Cables Substitution: Dipole 3121_DB4, 8.5m SMA-type Cable </p> <table border="1"> <thead> <tr> <th>f MHz</th> <th>SG reading (dBm)</th> <th>Ant. Pol. (H/V)</th> <th>Cable Loss (dB)</th> <th>Antenna Gain (dBd)</th> <th>ERP (dBm)</th> <th>Limit (dBm)</th> <th>Delta (dB)</th> <th>Notes</th> </tr> </thead> <tbody> <tr> <td colspan="9">Low Ch</td> </tr> <tr> <td>819.00</td> <td>17.00</td> <td>V</td> <td>3.0</td> <td>-1.4</td> <td>12.62</td> <td>50.0</td> <td>-37.4</td> <td>Part 90</td> </tr> <tr> <td>819.00</td> <td>23.38</td> <td>H</td> <td>3.0</td> <td>-1.4</td> <td>19.00</td> <td>50.0</td> <td>-31.0</td> <td>Part 90</td> </tr> </tbody> </table>	f MHz	SG reading (dBm)	Ant. Pol. (H/V)	Cable Loss (dB)	Antenna Gain (dBd)	ERP (dBm)	Limit (dBm)	Delta (dB)	Notes	Low Ch									819.00	17.00	V	3.0	-1.4	12.62	50.0	-37.4	Part 90	819.00	23.38	H	3.0	-1.4	19.00	50.0	-31.0	Part 90
f MHz	SG reading (dBm)	Ant. Pol. (H/V)	Cable Loss (dB)	Antenna Gain (dBd)	ERP (dBm)	Limit (dBm)	Delta (dB)	Notes																													
Low Ch																																					
819.00	17.00	V	3.0	-1.4	12.62	50.0	-37.4	Part 90																													
819.00	23.38	H	3.0	-1.4	19.00	50.0	-31.0	Part 90																													

LTE Band 26 5MHz QPSK	UL Verification Services, Inc. High Frequency Substitution Measurement																																																														
	<p> Company: Samsung Project #: 4790136523 Date: 10/29/2021 Test Engineer: 20882 Configuration: EUT, X-Position Location: Chamber 1 Mode: LTE_QPSK Band 26 Fundamentals, 5MHz Bandwidth </p> <p> Test Equipment: Receiving: VULB9163-750, and Chamber 1 SMA Cables Substitution: Dipole 3121_DB4, 8.5m SMA-type Cable </p> <table border="1"> <thead> <tr> <th>f MHz</th> <th>SG reading (dBm)</th> <th>Ant. Pol. (H/V)</th> <th>Cable Loss (dB)</th> <th>Antenna Gain (dBd)</th> <th>ERP (dBm)</th> <th>Limit (dBm)</th> <th>Delta (dB)</th> <th>Notes</th> </tr> </thead> <tbody> <tr> <td colspan="9">Low Ch</td> </tr> <tr> <td>816.50</td> <td>18.32</td> <td>V</td> <td>3.0</td> <td>-1.4</td> <td>13.92</td> <td>50.0</td> <td>-36.1</td> <td>Part 90</td> </tr> <tr> <td>816.50</td> <td>24.58</td> <td>H</td> <td>3.0</td> <td>-1.4</td> <td>20.18</td> <td>50.0</td> <td>-29.8</td> <td>Part 90</td> </tr> <tr> <td colspan="9">Mid Ch</td> </tr> <tr> <td>821.50</td> <td>18.72</td> <td>V</td> <td>3.0</td> <td>-1.4</td> <td>14.35</td> <td>50.0</td> <td>-35.6</td> <td>Part 90</td> </tr> <tr> <td>821.50</td> <td>24.48</td> <td>H</td> <td>3.0</td> <td>-1.4</td> <td>20.11</td> <td>50.0</td> <td>-29.9</td> <td>Part 90</td> </tr> </tbody> </table>	f MHz	SG reading (dBm)	Ant. Pol. (H/V)	Cable Loss (dB)	Antenna Gain (dBd)	ERP (dBm)	Limit (dBm)	Delta (dB)	Notes	Low Ch									816.50	18.32	V	3.0	-1.4	13.92	50.0	-36.1	Part 90	816.50	24.58	H	3.0	-1.4	20.18	50.0	-29.8	Part 90	Mid Ch									821.50	18.72	V	3.0	-1.4	14.35	50.0	-35.6	Part 90	821.50	24.48	H	3.0	-1.4	20.11	50.0	-29.9
f MHz	SG reading (dBm)	Ant. Pol. (H/V)	Cable Loss (dB)	Antenna Gain (dBd)	ERP (dBm)	Limit (dBm)	Delta (dB)	Notes																																																							
Low Ch																																																															
816.50	18.32	V	3.0	-1.4	13.92	50.0	-36.1	Part 90																																																							
816.50	24.58	H	3.0	-1.4	20.18	50.0	-29.8	Part 90																																																							
Mid Ch																																																															
821.50	18.72	V	3.0	-1.4	14.35	50.0	-35.6	Part 90																																																							
821.50	24.48	H	3.0	-1.4	20.11	50.0	-29.9	Part 90																																																							
LTE Band 26 5MHz 16QAM	UL Verification Services, Inc. High Frequency Substitution Measurement																																																														
	<p> Company: Samsung Project #: 4790136523 Date: 10/29/2021 Test Engineer: 20882 Configuration: EUT, X-Position Location: Chamber 1 Mode: LTE_16QAM Band 26 Fundamentals, 5MHz Bandwidth </p> <p> Test Equipment: Receiving: VULB9163-750, and Chamber 1 SMA Cables Substitution: Dipole 3121_DB4, 8.5m SMA-type Cable </p> <table border="1"> <thead> <tr> <th>f MHz</th> <th>SG reading (dBm)</th> <th>Ant. Pol. (H/V)</th> <th>Cable Loss (dB)</th> <th>Antenna Gain (dBd)</th> <th>ERP (dBm)</th> <th>Limit (dBm)</th> <th>Delta (dB)</th> <th>Notes</th> </tr> </thead> <tbody> <tr> <td colspan="9">Low Ch</td> </tr> <tr> <td>816.50</td> <td>17.14</td> <td>V</td> <td>3.0</td> <td>-1.4</td> <td>12.74</td> <td>50.0</td> <td>-37.3</td> <td>Part 90</td> </tr> <tr> <td>816.50</td> <td>23.54</td> <td>H</td> <td>3.0</td> <td>-1.4</td> <td>19.14</td> <td>50.0</td> <td>-30.9</td> <td>Part 90</td> </tr> <tr> <td colspan="9">Mid Ch</td> </tr> <tr> <td>821.50</td> <td>17.67</td> <td>V</td> <td>3.0</td> <td>-1.4</td> <td>13.30</td> <td>50.0</td> <td>-36.7</td> <td>Part 90</td> </tr> <tr> <td>821.50</td> <td>23.62</td> <td>H</td> <td>3.0</td> <td>-1.4</td> <td>19.25</td> <td>50.0</td> <td>-30.7</td> <td>Part 90</td> </tr> </tbody> </table>	f MHz	SG reading (dBm)	Ant. Pol. (H/V)	Cable Loss (dB)	Antenna Gain (dBd)	ERP (dBm)	Limit (dBm)	Delta (dB)	Notes	Low Ch									816.50	17.14	V	3.0	-1.4	12.74	50.0	-37.3	Part 90	816.50	23.54	H	3.0	-1.4	19.14	50.0	-30.9	Part 90	Mid Ch									821.50	17.67	V	3.0	-1.4	13.30	50.0	-36.7	Part 90	821.50	23.62	H	3.0	-1.4	19.25	50.0	-30.7
f MHz	SG reading (dBm)	Ant. Pol. (H/V)	Cable Loss (dB)	Antenna Gain (dBd)	ERP (dBm)	Limit (dBm)	Delta (dB)	Notes																																																							
Low Ch																																																															
816.50	17.14	V	3.0	-1.4	12.74	50.0	-37.3	Part 90																																																							
816.50	23.54	H	3.0	-1.4	19.14	50.0	-30.9	Part 90																																																							
Mid Ch																																																															
821.50	17.67	V	3.0	-1.4	13.30	50.0	-36.7	Part 90																																																							
821.50	23.62	H	3.0	-1.4	19.25	50.0	-30.7	Part 90																																																							

LTE Band 26 3MHz QPSK	UL Verification Services, Inc. High Frequency Substitution Measurement																																																														
	<p> Company: Samsung Project #: 4790136523 Date: 10/29/2021 Test Engineer: 20882 Configuration: EUT, X-Position Location: Chamber 1 Mode: LTE_QPSK Band 26 Fundamentals, 3MHz Bandwidth </p> <p> Test Equipment: Receiving: VULB9163-750, and Chamber 1 SMA Cables Substitution: Dipole 3121_DB4, 8.5m SMA-type Cable </p> <table border="1"> <thead> <tr> <th>f MHz</th> <th>SG reading (dBm)</th> <th>Ant. Pol. (H/V)</th> <th>Cable Loss (dB)</th> <th>Antenna Gain (dBd)</th> <th>ERP (dBm)</th> <th>Limit (dBm)</th> <th>Delta (dB)</th> <th>Notes</th> </tr> </thead> <tbody> <tr> <td colspan="9">Low Ch</td> </tr> <tr> <td>815.50</td> <td>17.99</td> <td>V</td> <td>3.0</td> <td>-1.4</td> <td>13.58</td> <td>50.0</td> <td>-36.4</td> <td>Part 90</td> </tr> <tr> <td>815.50</td> <td>24.51</td> <td>H</td> <td>3.0</td> <td>-1.4</td> <td>20.11</td> <td>50.0</td> <td>-29.9</td> <td>Part 90</td> </tr> <tr> <td colspan="9">Mid Ch</td> </tr> <tr> <td>822.50</td> <td>18.74</td> <td>V</td> <td>3.0</td> <td>-1.3</td> <td>14.39</td> <td>50.0</td> <td>-35.6</td> <td>Part 90</td> </tr> <tr> <td>822.50</td> <td>24.80</td> <td>H</td> <td>3.0</td> <td>-1.3</td> <td>20.44</td> <td>50.0</td> <td>-29.6</td> <td>Part 90</td> </tr> </tbody> </table>	f MHz	SG reading (dBm)	Ant. Pol. (H/V)	Cable Loss (dB)	Antenna Gain (dBd)	ERP (dBm)	Limit (dBm)	Delta (dB)	Notes	Low Ch									815.50	17.99	V	3.0	-1.4	13.58	50.0	-36.4	Part 90	815.50	24.51	H	3.0	-1.4	20.11	50.0	-29.9	Part 90	Mid Ch									822.50	18.74	V	3.0	-1.3	14.39	50.0	-35.6	Part 90	822.50	24.80	H	3.0	-1.3	20.44	50.0	-29.6
f MHz	SG reading (dBm)	Ant. Pol. (H/V)	Cable Loss (dB)	Antenna Gain (dBd)	ERP (dBm)	Limit (dBm)	Delta (dB)	Notes																																																							
Low Ch																																																															
815.50	17.99	V	3.0	-1.4	13.58	50.0	-36.4	Part 90																																																							
815.50	24.51	H	3.0	-1.4	20.11	50.0	-29.9	Part 90																																																							
Mid Ch																																																															
822.50	18.74	V	3.0	-1.3	14.39	50.0	-35.6	Part 90																																																							
822.50	24.80	H	3.0	-1.3	20.44	50.0	-29.6	Part 90																																																							
LTE Band 26 3MHz 16QAM	UL Verification Services, Inc. High Frequency Substitution Measurement																																																														
	<p> Company: Samsung Project #: 4790136523 Date: 10/29/2021 Test Engineer: 20882 Configuration: EUT, X-Position Location: Chamber 1 Mode: LTE_16QAM Band 26 Fundamentals, 3MHz Bandwidth </p> <p> Test Equipment: Receiving: VULB9163-750, and Chamber 1 SMA Cables Substitution: Dipole 3121_DB4, 8.5m SMA-type Cable </p> <table border="1"> <thead> <tr> <th>f MHz</th> <th>SG reading (dBm)</th> <th>Ant. Pol. (H/V)</th> <th>Cable Loss (dB)</th> <th>Antenna Gain (dBd)</th> <th>ERP (dBm)</th> <th>Limit (dBm)</th> <th>Delta (dB)</th> <th>Notes</th> </tr> </thead> <tbody> <tr> <td colspan="9">Low Ch</td> </tr> <tr> <td>815.50</td> <td>17.19</td> <td>V</td> <td>3.0</td> <td>-1.4</td> <td>12.78</td> <td>50.0</td> <td>-37.2</td> <td>Part 90</td> </tr> <tr> <td>815.50</td> <td>23.18</td> <td>H</td> <td>3.0</td> <td>-1.4</td> <td>18.78</td> <td>50.0</td> <td>-31.2</td> <td>Part 90</td> </tr> <tr> <td colspan="9">Mid Ch</td> </tr> <tr> <td>822.50</td> <td>17.76</td> <td>V</td> <td>3.0</td> <td>-1.3</td> <td>13.41</td> <td>50.0</td> <td>-36.6</td> <td>Part 90</td> </tr> <tr> <td>822.50</td> <td>23.57</td> <td>H</td> <td>3.0</td> <td>-1.3</td> <td>19.21</td> <td>50.0</td> <td>-30.8</td> <td>Part 90</td> </tr> </tbody> </table>	f MHz	SG reading (dBm)	Ant. Pol. (H/V)	Cable Loss (dB)	Antenna Gain (dBd)	ERP (dBm)	Limit (dBm)	Delta (dB)	Notes	Low Ch									815.50	17.19	V	3.0	-1.4	12.78	50.0	-37.2	Part 90	815.50	23.18	H	3.0	-1.4	18.78	50.0	-31.2	Part 90	Mid Ch									822.50	17.76	V	3.0	-1.3	13.41	50.0	-36.6	Part 90	822.50	23.57	H	3.0	-1.3	19.21	50.0	-30.8
f MHz	SG reading (dBm)	Ant. Pol. (H/V)	Cable Loss (dB)	Antenna Gain (dBd)	ERP (dBm)	Limit (dBm)	Delta (dB)	Notes																																																							
Low Ch																																																															
815.50	17.19	V	3.0	-1.4	12.78	50.0	-37.2	Part 90																																																							
815.50	23.18	H	3.0	-1.4	18.78	50.0	-31.2	Part 90																																																							
Mid Ch																																																															
822.50	17.76	V	3.0	-1.3	13.41	50.0	-36.6	Part 90																																																							
822.50	23.57	H	3.0	-1.3	19.21	50.0	-30.8	Part 90																																																							

LTE Band 26 1.4MHz QPSK	UL Verification Services, Inc. High Frequency Substitution Measurement																																																																							
	<p> Company: Samsung Project #: 4790136523 Date: 10/29/2021 Test Engineer: 20882 Configuration: EUT, X-Position Location: Chamber 1 Mode: LTE_QPSK Band 26 Fundamentals, 1.4MHz Bandwidth </p> <p> Test Equipment: Receiving: VULB9163-750, and Chamber 1 SMA Cables Substitution: Dipole 3121_DB4, 8.5m SMA-type Cable </p> <table border="1"> <thead> <tr> <th>f MHz</th> <th>SG reading (dBm)</th> <th>Ant. Pol. (H/V)</th> <th>Cable Loss (dB)</th> <th>Antenna Gain (dBd)</th> <th>ERP (dBm)</th> <th>Limit (dBm)</th> <th>Delta (dB)</th> <th>Notes</th> </tr> </thead> <tbody> <tr> <td colspan="9">Low Ch</td> </tr> <tr> <td>814.70</td> <td>18.09</td> <td>V</td> <td>3.0</td> <td>-1.4</td> <td>13.68</td> <td>50.0</td> <td>-36.3</td> <td>Part 90</td> </tr> <tr> <td>814.70</td> <td>24.26</td> <td>H</td> <td>3.0</td> <td>-1.4</td> <td>19.85</td> <td>50.0</td> <td>-30.1</td> <td>Part 90</td> </tr> <tr> <td colspan="9">Mid Ch</td> </tr> <tr> <td>823.30</td> <td>18.85</td> <td>V</td> <td>3.0</td> <td>-1.3</td> <td>14.50</td> <td>50.0</td> <td>-35.5</td> <td>Part 90</td> </tr> <tr> <td>823.30</td> <td>24.45</td> <td>H</td> <td>3.0</td> <td>-1.3</td> <td>20.10</td> <td>50.0</td> <td>-29.9</td> <td>Part 90</td> </tr> </tbody> </table>	f MHz	SG reading (dBm)	Ant. Pol. (H/V)	Cable Loss (dB)	Antenna Gain (dBd)	ERP (dBm)	Limit (dBm)	Delta (dB)	Notes	Low Ch									814.70	18.09	V	3.0	-1.4	13.68	50.0	-36.3	Part 90	814.70	24.26	H	3.0	-1.4	19.85	50.0	-30.1	Part 90	Mid Ch									823.30	18.85	V	3.0	-1.3	14.50	50.0	-35.5	Part 90	823.30	24.45	H	3.0	-1.3	20.10	50.0	-29.9	Part 90								
f MHz	SG reading (dBm)	Ant. Pol. (H/V)	Cable Loss (dB)	Antenna Gain (dBd)	ERP (dBm)	Limit (dBm)	Delta (dB)	Notes																																																																
Low Ch																																																																								
814.70	18.09	V	3.0	-1.4	13.68	50.0	-36.3	Part 90																																																																
814.70	24.26	H	3.0	-1.4	19.85	50.0	-30.1	Part 90																																																																
Mid Ch																																																																								
823.30	18.85	V	3.0	-1.3	14.50	50.0	-35.5	Part 90																																																																
823.30	24.45	H	3.0	-1.3	20.10	50.0	-29.9	Part 90																																																																
LTE Band 26 1.4MHz 16QAM	UL Verification Services, Inc. High Frequency Substitution Measurement																																																																							
	<p> Company: Samsung Project #: 4790136523 Date: 10/29/2021 Test Engineer: 20882 Configuration: EUT, X-Position Location: Chamber 1 Mode: LTE_16QAM Band 26 Fundamentals, 1.4MHz Bandwidth </p> <p> Test Equipment: Receiving: VULB9163-750, and Chamber 1 SMA Cables Substitution: Dipole 3121_DB4, 8.5m SMA-type Cable </p> <table border="1"> <thead> <tr> <th>f MHz</th> <th>SG reading (dBm)</th> <th>Ant. Pol. (H/V)</th> <th>Cable Loss (dB)</th> <th>Antenna Gain (dBd)</th> <th>ERP (dBm)</th> <th>Limit (dBm)</th> <th>Delta (dB)</th> <th>Notes</th> </tr> </thead> <tbody> <tr> <td colspan="9">Low Ch</td> </tr> <tr> <td>814.70</td> <td>17.06</td> <td>V</td> <td>3.0</td> <td>-1.4</td> <td>12.65</td> <td>50.0</td> <td>-37.3</td> <td>Part 90</td> </tr> <tr> <td>814.70</td> <td>23.22</td> <td>H</td> <td>3.0</td> <td>-1.4</td> <td>18.81</td> <td>50.0</td> <td>-31.2</td> <td>Part 90</td> </tr> <tr> <td colspan="9">Mid Ch</td> </tr> <tr> <td>823.30</td> <td>17.91</td> <td>V</td> <td>3.0</td> <td>-1.3</td> <td>13.56</td> <td>50.0</td> <td>-36.4</td> <td>Part 90</td> </tr> <tr> <td>823.30</td> <td>23.51</td> <td>H</td> <td>3.0</td> <td>-1.3</td> <td>19.16</td> <td>50.0</td> <td>-30.8</td> <td>Part 90</td> </tr> <tr> <td colspan="9">High Ch</td> </tr> </tbody> </table>	f MHz	SG reading (dBm)	Ant. Pol. (H/V)	Cable Loss (dB)	Antenna Gain (dBd)	ERP (dBm)	Limit (dBm)	Delta (dB)	Notes	Low Ch									814.70	17.06	V	3.0	-1.4	12.65	50.0	-37.3	Part 90	814.70	23.22	H	3.0	-1.4	18.81	50.0	-31.2	Part 90	Mid Ch									823.30	17.91	V	3.0	-1.3	13.56	50.0	-36.4	Part 90	823.30	23.51	H	3.0	-1.3	19.16	50.0	-30.8	Part 90	High Ch							
f MHz	SG reading (dBm)	Ant. Pol. (H/V)	Cable Loss (dB)	Antenna Gain (dBd)	ERP (dBm)	Limit (dBm)	Delta (dB)	Notes																																																																
Low Ch																																																																								
814.70	17.06	V	3.0	-1.4	12.65	50.0	-37.3	Part 90																																																																
814.70	23.22	H	3.0	-1.4	18.81	50.0	-31.2	Part 90																																																																
Mid Ch																																																																								
823.30	17.91	V	3.0	-1.3	13.56	50.0	-36.4	Part 90																																																																
823.30	23.51	H	3.0	-1.3	19.16	50.0	-30.8	Part 90																																																																
High Ch																																																																								

LTE Band 26 (Part 22)

LTE Band 26 15MHz QPSK	UL Verification Services, Inc. High Frequency Substitution Measurement																																																																																																	
	<p> Company: Samsung Project #: 4790136523 Date: 10/29/2021 Test Engineer: 20882 Configuration: EUT, X-Position Location: Chamber 1 Mode: LTE_QPSK Band 26 Fundamentals, 15MHz Bandwidth </p> <p> Test Equipment: Receiving: VULB9163-750, and Chamber 1 SMA Cables Substitution: Dipole 3121_DB4, 8.5m SMA-type Cable </p> <table border="1"> <thead> <tr> <th>f MHz</th> <th>SG reading (dBm)</th> <th>Ant. Pol. (H/V)</th> <th>Cable Loss (dB)</th> <th>Antenna Gain (dBd)</th> <th>ERP (dBm)</th> <th>Limit (dBm)</th> <th>Delta (dB)</th> <th>Notes</th> </tr> </thead> <tbody> <tr> <td colspan="9">Straddle Ch</td> </tr> <tr> <td>824.00</td> <td>19.39</td> <td>V</td> <td>3.0</td> <td>-1.3</td> <td>15.05</td> <td>38.5</td> <td>-23.4</td> <td></td> </tr> <tr> <td>824.00</td> <td>24.81</td> <td>H</td> <td>3.0</td> <td>-1.3</td> <td>20.47</td> <td>38.5</td> <td>-18.0</td> <td></td> </tr> <tr> <td colspan="9">Mid Ch</td> </tr> <tr> <td>831.50</td> <td>19.02</td> <td>V</td> <td>3.0</td> <td>-1.3</td> <td>14.73</td> <td>38.5</td> <td>-23.8</td> <td></td> </tr> <tr> <td>831.50</td> <td>24.87</td> <td>H</td> <td>3.0</td> <td>-1.3</td> <td>20.58</td> <td>38.5</td> <td>-17.9</td> <td></td> </tr> <tr> <td colspan="9">High Ch</td> </tr> <tr> <td>841.50</td> <td>17.26</td> <td>V</td> <td>3.0</td> <td>-1.2</td> <td>13.05</td> <td>38.5</td> <td>-25.4</td> <td></td> </tr> <tr> <td>841.50</td> <td>24.46</td> <td>H</td> <td>3.0</td> <td>-1.2</td> <td>20.25</td> <td>38.5</td> <td>-18.3</td> <td></td> </tr> </tbody> </table>									f MHz	SG reading (dBm)	Ant. Pol. (H/V)	Cable Loss (dB)	Antenna Gain (dBd)	ERP (dBm)	Limit (dBm)	Delta (dB)	Notes	Straddle Ch									824.00	19.39	V	3.0	-1.3	15.05	38.5	-23.4		824.00	24.81	H	3.0	-1.3	20.47	38.5	-18.0		Mid Ch									831.50	19.02	V	3.0	-1.3	14.73	38.5	-23.8		831.50	24.87	H	3.0	-1.3	20.58	38.5	-17.9		High Ch									841.50	17.26	V	3.0	-1.2	13.05	38.5	-25.4		841.50	24.46	H	3.0	-1.2	20.25	38.5	-18.3
f MHz	SG reading (dBm)	Ant. Pol. (H/V)	Cable Loss (dB)	Antenna Gain (dBd)	ERP (dBm)	Limit (dBm)	Delta (dB)	Notes																																																																																										
Straddle Ch																																																																																																		
824.00	19.39	V	3.0	-1.3	15.05	38.5	-23.4																																																																																											
824.00	24.81	H	3.0	-1.3	20.47	38.5	-18.0																																																																																											
Mid Ch																																																																																																		
831.50	19.02	V	3.0	-1.3	14.73	38.5	-23.8																																																																																											
831.50	24.87	H	3.0	-1.3	20.58	38.5	-17.9																																																																																											
High Ch																																																																																																		
841.50	17.26	V	3.0	-1.2	13.05	38.5	-25.4																																																																																											
841.50	24.46	H	3.0	-1.2	20.25	38.5	-18.3																																																																																											
LTE Band 26 15MHz 16QAM	UL Verification Services, Inc. High Frequency Substitution Measurement																																																																																																	
	<p> Company: Samsung Project #: 4790136523 Date: 10/29/2021 Test Engineer: 20882 Configuration: EUT, X-Position Location: Chamber 1 Mode: LTE_16QAM Band 26 Fundamentals, 15MHz Bandwidth </p> <p> Test Equipment: Receiving: VULB9163-750, and Chamber 1 SMA Cables Substitution: Dipole 3121_DB4, 8.5m SMA-type Cable </p> <table border="1"> <thead> <tr> <th>f MHz</th> <th>SG reading (dBm)</th> <th>Ant. Pol. (H/V)</th> <th>Cable Loss (dB)</th> <th>Antenna Gain (dBd)</th> <th>ERP (dBm)</th> <th>Limit (dBm)</th> <th>Delta (dB)</th> <th>Notes</th> </tr> </thead> <tbody> <tr> <td colspan="9">Straddle Ch</td> </tr> <tr> <td>824.00</td> <td>18.07</td> <td>V</td> <td>3.0</td> <td>-1.3</td> <td>13.73</td> <td>38.5</td> <td>-24.8</td> <td></td> </tr> <tr> <td>824.00</td> <td>23.49</td> <td>H</td> <td>3.0</td> <td>-1.3</td> <td>19.15</td> <td>38.5</td> <td>-19.4</td> <td></td> </tr> <tr> <td colspan="9">Mid Ch</td> </tr> <tr> <td>831.50</td> <td>17.83</td> <td>V</td> <td>3.0</td> <td>-1.3</td> <td>13.54</td> <td>38.5</td> <td>-25.0</td> <td></td> </tr> <tr> <td>831.50</td> <td>23.59</td> <td>H</td> <td>3.0</td> <td>-1.3</td> <td>19.30</td> <td>38.5</td> <td>-19.2</td> <td></td> </tr> <tr> <td colspan="9">High Ch</td> </tr> <tr> <td>841.50</td> <td>16.07</td> <td>V</td> <td>3.0</td> <td>-1.2</td> <td>11.86</td> <td>38.5</td> <td>-26.6</td> <td></td> </tr> <tr> <td>841.50</td> <td>23.53</td> <td>H</td> <td>3.0</td> <td>-1.2</td> <td>19.32</td> <td>38.5</td> <td>-19.2</td> <td></td> </tr> </tbody> </table>									f MHz	SG reading (dBm)	Ant. Pol. (H/V)	Cable Loss (dB)	Antenna Gain (dBd)	ERP (dBm)	Limit (dBm)	Delta (dB)	Notes	Straddle Ch									824.00	18.07	V	3.0	-1.3	13.73	38.5	-24.8		824.00	23.49	H	3.0	-1.3	19.15	38.5	-19.4		Mid Ch									831.50	17.83	V	3.0	-1.3	13.54	38.5	-25.0		831.50	23.59	H	3.0	-1.3	19.30	38.5	-19.2		High Ch									841.50	16.07	V	3.0	-1.2	11.86	38.5	-26.6		841.50	23.53	H	3.0	-1.2	19.32	38.5	-19.2
f MHz	SG reading (dBm)	Ant. Pol. (H/V)	Cable Loss (dB)	Antenna Gain (dBd)	ERP (dBm)	Limit (dBm)	Delta (dB)	Notes																																																																																										
Straddle Ch																																																																																																		
824.00	18.07	V	3.0	-1.3	13.73	38.5	-24.8																																																																																											
824.00	23.49	H	3.0	-1.3	19.15	38.5	-19.4																																																																																											
Mid Ch																																																																																																		
831.50	17.83	V	3.0	-1.3	13.54	38.5	-25.0																																																																																											
831.50	23.59	H	3.0	-1.3	19.30	38.5	-19.2																																																																																											
High Ch																																																																																																		
841.50	16.07	V	3.0	-1.2	11.86	38.5	-26.6																																																																																											
841.50	23.53	H	3.0	-1.2	19.32	38.5	-19.2																																																																																											

LTE Band 26 10MHz QPSK	UL Verification Services, Inc. High Frequency Substitution Measurement								
	Company: Samsung								
	Project #: 4790136523								
	Date: 10/29/2021								
	Test Engineer: 20882								
	Configuration: EUT, X-Position								
	Location: Chamber 1								
	Mode: LTE_QPSK Band 26 Fundamentals, 10MHz Bandwidth								
	Test Equipment: Receiving: VULB9163-750, and Chamber 1 SMA Cables Substitution: Dipole 3121_DB4, 8.5m SMA-type Cable								
	f	SG reading	Ant. Pol.	Cable Loss	Antenna Gain	ERP	Limit	Delta	Notes
	MHz	(dBm)	(H/V)	(dB)	(dBd)	(dBm)	(dBm)	(dB)	
	Straddle Ch								
	824.00	19.40	V	3.0	-1.3	15.06	38.5	-23.4	
824.00	25.07	H	3.0	-1.3	20.73	38.5	-17.8		
Low Ch									
829.00	19.12	V	3.0	-1.3	14.81	38.5	-23.7		
829.00	24.72	H	3.0	-1.3	20.41	38.5	-18.1		
Mid Ch									
831.50	19.02	V	3.0	-1.3	14.73	38.5	-23.8		
831.50	24.53	H	3.0	-1.3	20.24	38.5	-18.3		
High Ch									
844.00	17.51	V	3.0	-1.2	13.31	38.5	-25.2		
844.00	24.45	H	3.0	-1.2	20.25	38.5	-18.3		
LTE Band 26 10MHz 16QAM	UL Verification Services, Inc. High Frequency Substitution Measurement								
	Company: Samsung								
	Project #: 4790136523								
	Date: 10/29/2021								
	Test Engineer: 20882								
	Configuration: EUT, X-Position								
	Location: Chamber 1								
	Mode: LTE_16QAM Band 26 Fundamentals, 10MHz Bandwidth								
	Test Equipment: Receiving: VULB9163-750, and Chamber 1 SMA Cables Substitution: Dipole 3121_DB4, 8.5m SMA-type Cable								
	f	SG reading	Ant. Pol.	Cable Loss	Antenna Gain	ERP	Limit	Delta	Notes
	MHz	(dBm)	(H/V)	(dB)	(dBd)	(dBm)	(dBm)	(dB)	
	Straddle Ch								
	824.00	18.39	V	3.0	-1.3	14.05	38.5	-24.4	
824.00	23.81	H	3.0	-1.3	19.47	38.5	-19.0		
Low Ch									
829.00	17.04	V	3.0	-1.3	12.73	38.5	-25.8		
829.00	23.12	H	3.0	-1.3	18.81	38.5	-19.7		
Mid Ch									
831.50	17.73	V	3.0	-1.3	13.44	38.5	-25.1		
831.50	23.85	H	3.0	-1.3	19.56	38.5	-18.9		
High Ch									
844.00	16.34	V	3.0	-1.2	12.14	38.5	-26.4		
844.00	23.31	H	3.0	-1.2	19.11	38.5	-19.4		

LTE Band 26 5MHz QPSK	UL Verification Services, Inc. High Frequency Substitution Measurement																																																																																																																												
	Company: Samsung																																																																																																																												
	Project #: 4790136523																																																																																																																												
	Date: 10/29/2021																																																																																																																												
	Test Engineer: 20882																																																																																																																												
	Configuration: EUT, X-Position																																																																																																																												
	Location: Chamber 1																																																																																																																												
	Mode: LTE_QPSK Band 26 Fundamentals, 5MHz Bandwidth																																																																																																																												
	Test Equipment: Receiving: VULB9163-750, and Chamber 1 SMA Cables Substitution: Dipole 3121_DB4, 8.5m SMA-type Cable																																																																																																																												
	<table border="1"> <thead> <tr> <th>f MHz</th> <th>SG reading (dBm)</th> <th>Ant. Pol. (H/V)</th> <th>Cable Loss (dB)</th> <th>Antenna Gain (dBd)</th> <th>ERP (dBm)</th> <th>Limit (dBm)</th> <th>Delta (dB)</th> <th>Notes</th> </tr> </thead> <tbody> <tr> <td colspan="9">Straddle Ch</td> </tr> <tr> <td>824.00</td> <td>18.81</td> <td>V</td> <td>3.0</td> <td>-1.3</td> <td>14.47</td> <td>38.5</td> <td>-24.0</td> <td></td> </tr> <tr> <td>824.00</td> <td>24.62</td> <td>H</td> <td>3.0</td> <td>-1.3</td> <td>20.28</td> <td>38.5</td> <td>-18.2</td> <td></td> </tr> <tr> <td colspan="9">Low Ch</td> </tr> <tr> <td>826.50</td> <td>18.58</td> <td>V</td> <td>3.0</td> <td>-1.3</td> <td>14.26</td> <td>38.5</td> <td>-24.2</td> <td></td> </tr> <tr> <td>826.50</td> <td>24.32</td> <td>H</td> <td>3.0</td> <td>-1.3</td> <td>19.99</td> <td>38.5</td> <td>-18.5</td> <td></td> </tr> <tr> <td colspan="9">Mid Ch</td> </tr> <tr> <td>831.50</td> <td>18.35</td> <td>V</td> <td>3.0</td> <td>-1.3</td> <td>14.06</td> <td>38.5</td> <td>-24.4</td> <td></td> </tr> <tr> <td>831.50</td> <td>24.28</td> <td>H</td> <td>3.0</td> <td>-1.3</td> <td>19.99</td> <td>38.5</td> <td>-18.5</td> <td></td> </tr> <tr> <td colspan="9">High Ch</td> </tr> <tr> <td>846.50</td> <td>17.43</td> <td>V</td> <td>3.0</td> <td>-1.1</td> <td>13.25</td> <td>38.5</td> <td>-25.2</td> <td></td> </tr> <tr> <td>846.50</td> <td>24.34</td> <td>H</td> <td>3.0</td> <td>-1.1</td> <td>20.16</td> <td>38.5</td> <td>-18.3</td> <td></td> </tr> </tbody> </table>								f MHz	SG reading (dBm)	Ant. Pol. (H/V)	Cable Loss (dB)	Antenna Gain (dBd)	ERP (dBm)	Limit (dBm)	Delta (dB)	Notes	Straddle Ch									824.00	18.81	V	3.0	-1.3	14.47	38.5	-24.0		824.00	24.62	H	3.0	-1.3	20.28	38.5	-18.2		Low Ch									826.50	18.58	V	3.0	-1.3	14.26	38.5	-24.2		826.50	24.32	H	3.0	-1.3	19.99	38.5	-18.5		Mid Ch									831.50	18.35	V	3.0	-1.3	14.06	38.5	-24.4		831.50	24.28	H	3.0	-1.3	19.99	38.5	-18.5		High Ch									846.50	17.43	V	3.0	-1.1	13.25	38.5	-25.2		846.50	24.34	H	3.0	-1.1	20.16	38.5	-18.3	
	f MHz	SG reading (dBm)	Ant. Pol. (H/V)	Cable Loss (dB)	Antenna Gain (dBd)	ERP (dBm)	Limit (dBm)	Delta (dB)	Notes																																																																																																																				
	Straddle Ch																																																																																																																												
	824.00	18.81	V	3.0	-1.3	14.47	38.5	-24.0																																																																																																																					
824.00	24.62	H	3.0	-1.3	20.28	38.5	-18.2																																																																																																																						
Low Ch																																																																																																																													
826.50	18.58	V	3.0	-1.3	14.26	38.5	-24.2																																																																																																																						
826.50	24.32	H	3.0	-1.3	19.99	38.5	-18.5																																																																																																																						
Mid Ch																																																																																																																													
831.50	18.35	V	3.0	-1.3	14.06	38.5	-24.4																																																																																																																						
831.50	24.28	H	3.0	-1.3	19.99	38.5	-18.5																																																																																																																						
High Ch																																																																																																																													
846.50	17.43	V	3.0	-1.1	13.25	38.5	-25.2																																																																																																																						
846.50	24.34	H	3.0	-1.1	20.16	38.5	-18.3																																																																																																																						
LTE Band 26 5MHz 16QAM	UL Verification Services, Inc. High Frequency Substitution Measurement																																																																																																																												
	Company: Samsung																																																																																																																												
	Project #: 4790136523																																																																																																																												
	Date: 10/29/2021																																																																																																																												
	Test Engineer: 20882																																																																																																																												
	Configuration: EUT, X-Position																																																																																																																												
	Location: Chamber 1																																																																																																																												
	Mode: LTE_16QAM Band 26 Fundamentals, 5MHz Bandwidth																																																																																																																												
	Test Equipment: Receiving: VULB9163-750, and Chamber 1 SMA Cables Substitution: Dipole 3121_DB4, 8.5m SMA-type Cable																																																																																																																												
	<table border="1"> <thead> <tr> <th>f MHz</th> <th>SG reading (dBm)</th> <th>Ant. Pol. (H/V)</th> <th>Cable Loss (dB)</th> <th>Antenna Gain (dBd)</th> <th>ERP (dBm)</th> <th>Limit (dBm)</th> <th>Delta (dB)</th> <th>Notes</th> </tr> </thead> <tbody> <tr> <td colspan="9">Straddle Ch</td> </tr> <tr> <td>824.00</td> <td>17.73</td> <td>V</td> <td>3.0</td> <td>-1.3</td> <td>13.39</td> <td>38.5</td> <td>-25.1</td> <td></td> </tr> <tr> <td>824.00</td> <td>23.50</td> <td>H</td> <td>3.0</td> <td>-1.3</td> <td>19.16</td> <td>38.5</td> <td>-19.3</td> <td></td> </tr> <tr> <td colspan="9">Low Ch</td> </tr> <tr> <td>826.50</td> <td>17.50</td> <td>V</td> <td>3.0</td> <td>-1.3</td> <td>13.18</td> <td>38.5</td> <td>-25.3</td> <td></td> </tr> <tr> <td>826.50</td> <td>23.21</td> <td>H</td> <td>3.0</td> <td>-1.3</td> <td>18.88</td> <td>38.5</td> <td>-19.6</td> <td></td> </tr> <tr> <td colspan="9">Mid Ch</td> </tr> <tr> <td>831.50</td> <td>17.09</td> <td>V</td> <td>3.0</td> <td>-1.3</td> <td>12.80</td> <td>38.5</td> <td>-25.7</td> <td></td> </tr> <tr> <td>831.50</td> <td>22.94</td> <td>H</td> <td>3.0</td> <td>-1.3</td> <td>18.65</td> <td>38.5</td> <td>-19.8</td> <td></td> </tr> <tr> <td colspan="9">High Ch</td> </tr> <tr> <td>846.50</td> <td>16.36</td> <td>V</td> <td>3.0</td> <td>-1.1</td> <td>12.18</td> <td>38.5</td> <td>-26.3</td> <td></td> </tr> <tr> <td>846.50</td> <td>23.50</td> <td>H</td> <td>3.0</td> <td>-1.1</td> <td>19.32</td> <td>38.5</td> <td>-19.2</td> <td></td> </tr> </tbody> </table>								f MHz	SG reading (dBm)	Ant. Pol. (H/V)	Cable Loss (dB)	Antenna Gain (dBd)	ERP (dBm)	Limit (dBm)	Delta (dB)	Notes	Straddle Ch									824.00	17.73	V	3.0	-1.3	13.39	38.5	-25.1		824.00	23.50	H	3.0	-1.3	19.16	38.5	-19.3		Low Ch									826.50	17.50	V	3.0	-1.3	13.18	38.5	-25.3		826.50	23.21	H	3.0	-1.3	18.88	38.5	-19.6		Mid Ch									831.50	17.09	V	3.0	-1.3	12.80	38.5	-25.7		831.50	22.94	H	3.0	-1.3	18.65	38.5	-19.8		High Ch									846.50	16.36	V	3.0	-1.1	12.18	38.5	-26.3		846.50	23.50	H	3.0	-1.1	19.32	38.5	-19.2	
	f MHz	SG reading (dBm)	Ant. Pol. (H/V)	Cable Loss (dB)	Antenna Gain (dBd)	ERP (dBm)	Limit (dBm)	Delta (dB)	Notes																																																																																																																				
	Straddle Ch																																																																																																																												
	824.00	17.73	V	3.0	-1.3	13.39	38.5	-25.1																																																																																																																					
824.00	23.50	H	3.0	-1.3	19.16	38.5	-19.3																																																																																																																						
Low Ch																																																																																																																													
826.50	17.50	V	3.0	-1.3	13.18	38.5	-25.3																																																																																																																						
826.50	23.21	H	3.0	-1.3	18.88	38.5	-19.6																																																																																																																						
Mid Ch																																																																																																																													
831.50	17.09	V	3.0	-1.3	12.80	38.5	-25.7																																																																																																																						
831.50	22.94	H	3.0	-1.3	18.65	38.5	-19.8																																																																																																																						
High Ch																																																																																																																													
846.50	16.36	V	3.0	-1.1	12.18	38.5	-26.3																																																																																																																						
846.50	23.50	H	3.0	-1.1	19.32	38.5	-19.2																																																																																																																						

LTE Band 26 3MHz QPSK	UL Verification Services, Inc. High Frequency Substitution Measurement								
	Company: Samsung Project #: 4790136523 Date: 10/29/2021 Test Engineer: 20882 Configuration: EUT, X-Position Location: Chamber 1 Mode: LTE_QPSK Band 26 Fundamentals, 3MHz Bandwidth								
	Test Equipment: Receiving: VULB9163-750, and Chamber 1 SMA Cables Substitution: Dipole 3121_DB4, 8.5m SMA-type Cable								
	f MHz	SG reading (dBm)	Ant. Pol. (H/V)	Cable Loss (dB)	Antenna Gain (dBd)	ERP (dBm)	Limit (dBm)	Delta (dB)	Notes
	Straddle Ch								
	824.00	19.22	V	3.0	-1.3	14.88	38.5	-23.6	
	824.00	24.74	H	3.0	-1.3	20.40	38.5	-18.1	
	Low Ch								
	825.50	19.09	V	3.0	-1.3	14.76	38.5	-23.7	
	825.50	24.58	H	3.0	-1.3	20.25	38.5	-18.2	
	Mid Ch								
	831.50	18.55	V	3.0	-1.3	14.26	38.5	-24.2	
	831.50	24.59	H	3.0	-1.3	20.30	38.5	-18.2	
High Ch									
847.50	17.56	V	3.0	-1.1	13.39	38.5	-25.1		
847.50	24.41	H	3.0	-1.1	20.24	38.5	-18.3		
LTE Band 26 3MHz 16QAM	UL Verification Services, Inc. High Frequency Substitution Measurement								
	Company: Samsung Project #: 4790136523 Date: 10/29/2021 Test Engineer: 20882 Configuration: EUT, X-Position Location: Chamber 1 Mode: LTE_16QAM Band 26 Fundamentals, 3MHz Bandwidth								
	Test Equipment: Receiving: VULB9163-750, and Chamber 1 SMA Cables Substitution: Dipole 3121_DB4, 8.5m SMA-type Cable								
	f MHz	SG reading (dBm)	Ant. Pol. (H/V)	Cable Loss (dB)	Antenna Gain (dBd)	ERP (dBm)	Limit (dBm)	Delta (dB)	Notes
	Straddle Ch								
	824.00	17.58	V	3.0	-1.3	13.24	38.5	-25.3	
	824.00	23.43	H	3.0	-1.3	19.09	38.5	-19.4	
	Low Ch								
	825.50	17.87	V	3.0	-1.3	13.54	38.5	-25.0	
	825.50	23.58	H	3.0	-1.3	19.25	38.5	-19.2	
	Mid Ch								
	831.50	17.33	V	3.0	-1.3	13.04	38.5	-25.5	
	831.50	23.38	H	3.0	-1.3	19.09	38.5	-19.4	
High Ch									
847.50	16.25	V	3.0	-1.1	12.08	38.5	-26.4		
847.50	23.20	H	3.0	-1.1	19.03	38.5	-19.5		

LTE Band 26 1.4MHz QPSK	UL Verification Services, Inc. High Frequency Substitution Measurement								
	Company: Samsung Project #: 4790136523 Date: 10/29/2021 Test Engineer: 20882 Configuration: EUT, X-Position Location: Chamber 1 Mode: LTE_QPSK Band 26 Fundamentals, 1.4MHz Bandwidth								
	Test Equipment: Receiving: VULB9163-750, and Chamber 1 SMA Cables Substitution: Dipole 3121_DB4, 8.5m SMA-type Cable								
	f	SG reading	Ant. Pol.	Cable Loss	Antenna Gain	ERP	Limit	Delta	Notes
	MHz	(dBm)	(H/V)	(dB)	(dBd)	(dBm)	(dBm)	(dB)	
	Straddle Ch								
	824.00	19.01	V	3.0	-1.3	14.67	38.5	-23.8	
	824.00	24.70	H	3.0	-1.3	20.36	38.5	-18.1	
	Low Ch								
	824.70	19.02	V	3.0	-1.3	14.68	38.5	-23.8	
	824.70	24.76	H	3.0	-1.3	20.43	38.5	-18.1	
	Mid Ch								
	831.50	18.36	V	3.0	-1.3	14.07	38.5	-24.4	
831.50	24.09	H	3.0	-1.3	19.80	38.5	-18.7		
High Ch									
848.30	17.49	V	3.1	-1.1	13.32	38.5	-25.2		
848.30	24.29	H	3.1	-1.1	20.12	38.5	-18.4		
LTE Band 26 1.4MHz 16QAM	UL Verification Services, Inc. High Frequency Substitution Measurement								
	Company: Samsung Project #: 4790136523 Date: 10/29/2021 Test Engineer: 20882 Configuration: EUT, X-Position Location: Chamber 1 Mode: LTE_16QAM Band 26 Fundamentals, 1.4MHz Bandwidth								
	Test Equipment: Receiving: VULB9163-750, and Chamber 1 SMA Cables Substitution: Dipole 3121_DB4, 8.5m SMA-type Cable								
	f	SG reading	Ant. Pol.	Cable Loss	Antenna Gain	ERP	Limit	Delta	Notes
	MHz	(dBm)	(H/V)	(dB)	(dBd)	(dBm)	(dBm)	(dB)	
	Straddle Ch								
	824.00	18.16	V	3.0	-1.3	13.82	38.5	-24.7	
	824.00	23.58	H	3.0	-1.3	19.24	38.5	-19.3	
	Low Ch								
	824.70	17.80	V	3.0	-1.3	13.46	38.5	38.5	
	824.70	23.37	H	3.0	-1.3	19.04	38.5	38.5	
	Mid Ch								
	831.50	17.11	V	3.0	-1.3	12.82	38.5	-25.7	
831.50	22.91	H	3.0	-1.3	18.62	38.5	-19.9		
High Ch									
848.30	16.23	V	3.1	-1.1	12.06	38.5	-26.4		
848.30	23.35	H	3.1	-1.1	19.18	38.5	-19.3		

LTE Band 41 (PC2)

LTE Band 41 20MHz QPSK	UL Verification Services, Inc. High Frequency Substitution Measurement								
	Company: Samsung Project #: 4790136523 Date: 11/3/2021 Test Engineer: 19227 Configuration: EUT, X-Position Location: Chamber 1 Mode: LTE_QPSK Band 41 Fundamentals, 20MHz Bandwidth								
	Test Equipment: Receiving: Horn 3117[00168717], and Chamber 1 SMA Cables Substitution: Horn 3115[00167211], 8.5m SMA-type Cable								
	f MHz	SG reading (dBm)	Ant. Pol. (H/V)	Cable Loss (dB)	Antenna Gain (dBi)	EIRP (dBm)	Limit (dBm)	Delta (dB)	Notes
	Low Ch								
	2506.00	15.89	V	5.2	10.2	20.81	33.0	-12.2	
	2506.00	19.71	H	5.2	10.2	24.63	33.0	-8.4	
	Mid Ch								
	2593.00	15.18	V	5.3	10.0	19.88	33.0	-13.1	
	2593.00	19.64	H	5.3	10.0	24.33	33.0	-8.7	
High Ch									
2680.00	17.78	V	5.4	10.1	22.40	33.0	-10.6		
2680.00	19.96	H	5.4	10.1	24.58	33.0	-8.4		

LTE Band 41 20MHz 16QAM	UL Verification Services, Inc. High Frequency Substitution Measurement								
	Company: Samsung Project #: 4790136523 Date: 11/3/2021 Test Engineer: 19227 Configuration: EUT, X-Position Location: Chamber 1 Mode: LTE_16QAM Band 41 Fundamentals, 20MHz Bandwidth								
	Test Equipment: Receiving: Horn 3117[00168717], and Chamber 1 SMA Cables Substitution: Horn 3115[00167211], 8.5m SMA-type Cable								
	f MHz	SG reading (dBm)	Ant. Pol. (H/V)	Cable Loss (dB)	Antenna Gain (dBi)	EIRP (dBm)	Limit (dBm)	Delta (dB)	Notes
	Low Ch								
	2506.00	15.68	V	5.2	10.2	20.60	33.0	-12.4	
	2506.00	19.54	H	5.2	10.2	24.46	33.0	-8.5	
	Mid Ch								
	2593.00	8.08	V	5.3	10.0	12.78	33.0	-20.2	
	2593.00	19.27	H	5.3	10.0	23.96	33.0	-9.0	
High Ch									
2680.00	17.26	V	5.4	10.1	21.88	33.0	-11.1		
2680.00	19.20	H	5.4	10.1	23.82	33.0	-9.2		

LTE Band 41 15MHz QPSK	UL Verification Services, Inc. High Frequency Substitution Measurement								
	Company: Samsung Project #: 4790136523 Date: 11/4/2021 Test Engineer: 20882 Configuration: EUT, X-Position Location: Chamber 1 Mode: LTE_QPSK Band 41 Fundamentals, 15MHz Bandwidth								
	Test Equipment: Receiving: Horn 3117[00168717], and Chamber 1 SMA Cables Substitution: Horn 3115[00167211], 8.5m SMA-type Cable								
	f MHz	SG reading (dBm)	Ant. Pol. (H/V)	Cable Loss (dB)	Antenna Gain (dBi)	EIRP (dBm)	Limit (dBm)	Delta (dB)	Notes
	Low Ch								
	2503.50	15.76	V	5.2	10.2	20.68	33.0	-12.3	
	2503.50	19.12	H	5.2	10.2	24.05	33.0	-8.9	
	Mid Ch								
	2593.00	15.09	V	5.3	10.0	19.79	33.0	-13.2	
	2593.00	19.79	H	5.3	10.0	24.48	33.0	-8.5	
High Ch									
2682.50	18.01	V	5.4	10.1	22.63	33.0	-10.4		
2682.50	19.14	H	5.4	10.1	23.76	33.0	-9.2		
LTE Band 41 15MHz 16QAM	UL Verification Services, Inc. High Frequency Substitution Measurement								
	Company: Samsung Project #: 4790136523 Date: 11/4/2021 Test Engineer: 20882 Configuration: EUT, X-Position Location: Chamber 1 Mode: LTE_16QAM Band 41 Fundamentals, 15MHz Bandwidth								
	Test Equipment: Receiving: Horn 3117[00168717], and Chamber 1 SMA Cables Substitution: Horn 3115[00167211], 8.5m SMA-type Cable								
	f MHz	SG reading (dBm)	Ant. Pol. (H/V)	Cable Loss (dB)	Antenna Gain (dBi)	EIRP (dBm)	Limit (dBm)	Delta (dB)	Notes
	Low Ch								
	2503.50	15.06	V	5.2	10.2	19.98	33.0	-13.0	
	2503.50	18.45	H	5.2	10.2	23.38	33.0	-9.6	
	Mid Ch								
	2593.00	13.86	V	5.3	10.0	18.56	33.0	-14.4	
	2593.00	18.52	H	5.3	10.0	23.21	33.0	-9.8	
High Ch									
2682.50	17.42	V	5.4	10.1	22.04	33.0	-11.0		
2682.50	18.35	H	5.4	10.1	22.97	33.0	-10.0		

LTE Band 41 10MHz QPSK	UL Verification Services, Inc. High Frequency Substitution Measurement								
	Company: Samsung Project #: 4790136523 Date: 11/4/2021 Test Engineer: 20882 Configuration: EUT, X-Position Location: Chamber 1 Mode: LTE_QPSK Band 41 Fundamentals, 10MHz Bandwidth								
	Test Equipment: Receiving: Horn 3117[00168717], and Chamber 1 SMA Cables Substitution: Horn 3115[00167211], 8.5m SMA-type Cable								
	f MHz	SG reading (dBm)	Ant. Pol. (H/V)	Cable Loss (dB)	Antenna Gain (dBi)	EIRP (dBm)	Limit (dBm)	Delta (dB)	Notes
	Low Ch								
	2501.00	15.85	V	5.2	10.2	20.79	33.0	-12.2	
	2501.00	19.35	H	5.2	10.2	24.29	33.0	-8.7	
	Mid Ch								
	2593.00	14.64	V	5.3	10.0	19.34	33.0	-13.7	
	2593.00	19.13	H	5.3	10.0	23.82	33.0	-9.2	
High Ch									
2685.00	17.32	V	5.4	10.1	21.94	33.0	-11.1		
2685.00	19.09	H	5.4	10.1	23.71	33.0	-9.3		
LTE Band 41 10MHz 16QAM	UL Verification Services, Inc. High Frequency Substitution Measurement								
	Company: Samsung Project #: 4790136523 Date: 11/4/2021 Test Engineer: 20882 Configuration: EUT, X-Position Location: Chamber 1 Mode: LTE_16QAM Band 41 Fundamentals, 10MHz Bandwidth								
	Test Equipment: Receiving: Horn 3117[00168717], and Chamber 1 SMA Cables Substitution: Horn 3115[00167211], 8.5m SMA-type Cable								
	f MHz	SG reading (dBm)	Ant. Pol. (H/V)	Cable Loss (dB)	Antenna Gain (dBi)	EIRP (dBm)	Limit (dBm)	Delta (dB)	Notes
	Low Ch								
	2501.00	15.42	V	5.2	10.2	20.36	33.0	-12.6	
	2501.00	18.88	H	5.2	10.2	23.82	33.0	-9.2	
	Mid Ch								
	2593.00	14.29	V	5.3	10.0	18.99	33.0	-14.0	
	2593.00	18.81	H	5.3	10.0	23.50	33.0	-9.5	
High Ch									
2685.00	16.62	V	5.4	10.1	21.24	33.0	-11.8		
2685.00	18.46	H	5.4	10.1	23.08	33.0	-9.9		

LTE Band 41 5MHz QPSK	UL Verification Services, Inc. High Frequency Substitution Measurement								
	Company: Samsung Project #: 4790136523 Date: 11/4/2021 Test Engineer: 20882 Configuration: EUT, X-Position Location: Chamber 1 Mode: LTE_QPSK Band 41 Fundamentals, 5MHz Bandwidth								
	Test Equipment: Receiving: Horn 3117[00168717], and Chamber 1 SMA Cables Substitution: Horn 3115[00167211], 8.5m SMA-type Cable								
	f MHz	SG reading (dBm)	Ant. Pol. (H/V)	Cable Loss (dB)	Antenna Gain (dBi)	EIRP (dBm)	Limit (dBm)	Delta (dB)	Notes
	Low Ch								
	2498.50	15.67	V	5.2	10.2	20.61	33.0	-12.4	
	2498.50	19.56	H	5.2	10.2	24.50	33.0	-8.5	
	Mid Ch								
	2593.00	15.00	V	5.3	10.0	19.70	33.0	-13.3	
	2593.00	19.15	H	5.3	10.0	23.84	33.0	-9.2	
High Ch									
2687.50	17.14	V	5.4	10.1	21.76	33.0	-11.2		
2687.50	19.08	H	5.4	10.1	23.70	33.0	-9.3		
LTE Band 41 5MHz 16QAM	UL Verification Services, Inc. High Frequency Substitution Measurement								
	Company: Samsung Project #: 4790136523 Date: 11/4/2021 Test Engineer: 20882 Configuration: EUT, X-Position Location: Chamber 1 Mode: LTE_16QAM Band 41 Fundamentals, 5MHz Bandwidth								
	Test Equipment: Receiving: Horn 3117[00168717], and Chamber 1 SMA Cables Substitution: Horn 3115[00167211], 8.5m SMA-type Cable								
	f MHz	SG reading (dBm)	Ant. Pol. (H/V)	Cable Loss (dB)	Antenna Gain (dBi)	EIRP (dBm)	Limit (dBm)	Delta (dB)	Notes
	Low Ch								
	2498.50	15.19	V	5.2	10.2	20.13	33.0	-12.9	
	2498.50	19.04	H	5.2	10.2	23.98	33.0	-9.0	
	Mid Ch								
	2593.00	14.83	V	5.3	10.0	19.53	33.0	-13.5	
	2593.00	18.65	H	5.3	10.0	23.34	33.0	-9.7	
High Ch									
2687.50	16.29	V	5.4	10.1	20.91	33.0	-12.1		
2687.50	18.48	H	5.4	10.1	23.10	33.0	-9.9		

LTE Band 66

LTE Band 66 20MHz QPSK	UL Verification Services, Inc. High Frequency Substitution Measurement								
	Company: Samsung Project #: 4790136523 Date: 10/28/2021 Test Engineer: 19227 Configuration: EUT, Y-Position Location: Chamber 1 Mode: LTE_QPSK Band 66 Fundamentals, 20MHz Bandwidth								
	Test Equipment: Receiving: Horn 3117[00168717], and Chamber 1 SMA Cables Substitution: Horn 3115[00167211], 8.5m SMA-type Cable								
	f MHz	SG reading (dBm)	Ant. Pol. (H/V)	Cable Loss (dB)	Antenna Gain (dBi)	EIRP (dBm)	Limit (dBm)	Delta (dB)	Notes
	Low Ch								
	1720.00	18.37	V	4.3	9.6	23.66	30.0	-6.3	
	1720.00	12.45	H	4.3	9.6	17.74	30.0	-12.3	
	Mid Ch								
	1745.00	17.42	V	4.3	9.7	22.77	30.0	-7.2	
	1745.00	12.29	H	4.3	9.7	17.64	30.0	-12.4	
High Ch									
1770.00	17.07	V	4.4	9.7	22.40	30.0	-7.6		
1770.00	12.69	H	4.4	9.7	18.03	30.0	-12.0		

LTE Band 66 20MHz 16QAM	UL Verification Services, Inc. High Frequency Substitution Measurement								
	Company: Samsung Project #: 4790136523 Date: 10/28/2021 Test Engineer: 19227 Configuration: EUT, Y-Position Location: Chamber 1 Mode: LTE_16QAM Band 66 Fundamentals, 20MHz Bandwidth								
	Test Equipment: Receiving: Horn 3117[00168717], and Chamber 1 SMA Cables Substitution: Horn 3115[00167211], 8.5m SMA-type Cable								
	f MHz	SG reading (dBm)	Ant. Pol. (H/V)	Cable Loss (dB)	Antenna Gain (dBi)	EIRP (dBm)	Limit (dBm)	Delta (dB)	Notes
	Low Ch								
	1720.00	17.05	V	4.3	9.6	22.34	30.0	-7.7	
	1720.00	11.39	H	4.3	9.6	16.68	30.0	-13.3	
	Mid Ch								
	1745.00	16.57	V	4.3	9.7	21.92	30.0	-8.1	
	1745.00	11.41	H	4.3	9.7	16.76	30.0	-13.2	
High Ch									
1770.00	15.81	V	4.4	9.7	21.14	30.0	-8.9		
1770.00	11.29	H	4.4	9.7	16.63	30.0	-13.4		

LTE Band 66 15MHz QPSK	UL Verification Services, Inc. High Frequency Substitution Measurement																																																																																									
	<p> Company: Samsung Project #: 4790136523 Date: 10/28/2021 Test Engineer: 19227 Configuration: EUT, Y-Position Location: Chamber 1 Mode: LTE_QPSK Band 66 Fundamentals, 15MHz Bandwidth </p> <p> Test Equipment: Receiving: Horn 3117[00168717], and Chamber 1 SMA Cables Substitution: Horn 3115[00167211], 8.5m SMA-type Cable </p> <table border="1"> <thead> <tr> <th>f MHz</th> <th>SG reading (dBm)</th> <th>Ant. Pol. (H/V)</th> <th>Cable Loss (dB)</th> <th>Antenna Gain (dBi)</th> <th>EIRP (dBm)</th> <th>Limit (dBm)</th> <th>Delta (dB)</th> <th>Notes</th> </tr> </thead> <tbody> <tr> <td colspan="9">Low Ch</td> </tr> <tr> <td>1717.50</td> <td>18.61</td> <td>V</td> <td>4.3</td> <td>9.6</td> <td>23.90</td> <td>30.0</td> <td>-6.1</td> <td></td> </tr> <tr> <td>1717.50</td> <td>10.83</td> <td>H</td> <td>4.3</td> <td>9.6</td> <td>16.12</td> <td>30.0</td> <td>-13.9</td> <td></td> </tr> <tr> <td colspan="9">Mid Ch</td> </tr> <tr> <td>1745.00</td> <td>18.16</td> <td>V</td> <td>4.3</td> <td>9.7</td> <td>23.51</td> <td>30.0</td> <td>-6.5</td> <td></td> </tr> <tr> <td>1745.00</td> <td>12.55</td> <td>H</td> <td>4.3</td> <td>9.7</td> <td>17.90</td> <td>30.0</td> <td>-12.1</td> <td></td> </tr> <tr> <td colspan="9">High Ch</td> </tr> <tr> <td>1772.50</td> <td>16.12</td> <td>V</td> <td>4.4</td> <td>9.7</td> <td>21.45</td> <td>30.0</td> <td>-8.5</td> <td></td> </tr> <tr> <td>1772.50</td> <td>11.91</td> <td>H</td> <td>4.4</td> <td>9.7</td> <td>17.24</td> <td>30.0</td> <td>-12.8</td> <td></td> </tr> </tbody> </table>	f MHz	SG reading (dBm)	Ant. Pol. (H/V)	Cable Loss (dB)	Antenna Gain (dBi)	EIRP (dBm)	Limit (dBm)	Delta (dB)	Notes	Low Ch									1717.50	18.61	V	4.3	9.6	23.90	30.0	-6.1		1717.50	10.83	H	4.3	9.6	16.12	30.0	-13.9		Mid Ch									1745.00	18.16	V	4.3	9.7	23.51	30.0	-6.5		1745.00	12.55	H	4.3	9.7	17.90	30.0	-12.1		High Ch									1772.50	16.12	V	4.4	9.7	21.45	30.0	-8.5		1772.50	11.91	H	4.4	9.7	17.24	30.0	-12.8
f MHz	SG reading (dBm)	Ant. Pol. (H/V)	Cable Loss (dB)	Antenna Gain (dBi)	EIRP (dBm)	Limit (dBm)	Delta (dB)	Notes																																																																																		
Low Ch																																																																																										
1717.50	18.61	V	4.3	9.6	23.90	30.0	-6.1																																																																																			
1717.50	10.83	H	4.3	9.6	16.12	30.0	-13.9																																																																																			
Mid Ch																																																																																										
1745.00	18.16	V	4.3	9.7	23.51	30.0	-6.5																																																																																			
1745.00	12.55	H	4.3	9.7	17.90	30.0	-12.1																																																																																			
High Ch																																																																																										
1772.50	16.12	V	4.4	9.7	21.45	30.0	-8.5																																																																																			
1772.50	11.91	H	4.4	9.7	17.24	30.0	-12.8																																																																																			
LTE Band 66 15MHz 16QAM	UL Verification Services, Inc. High Frequency Substitution Measurement																																																																																									
	<p> Company: Samsung Project #: 4790136523 Date: 10/28/2021 Test Engineer: 19227 Configuration: EUT, Y-Position Location: Chamber 1 Mode: LTE_16QAM Band 66 Fundamentals, 15MHz Bandwidth </p> <p> Test Equipment: Receiving: Horn 3117[00168717], and Chamber 1 SMA Cables Substitution: Horn 3115[00167211], 8.5m SMA-type Cable </p> <table border="1"> <thead> <tr> <th>f MHz</th> <th>SG reading (dBm)</th> <th>Ant. Pol. (H/V)</th> <th>Cable Loss (dB)</th> <th>Antenna Gain (dBi)</th> <th>EIRP (dBm)</th> <th>Limit (dBm)</th> <th>Delta (dB)</th> <th>Notes</th> </tr> </thead> <tbody> <tr> <td colspan="9">Low Ch</td> </tr> <tr> <td>1717.50</td> <td>17.76</td> <td>V</td> <td>4.3</td> <td>9.6</td> <td>23.05</td> <td>30.0</td> <td>-7.0</td> <td></td> </tr> <tr> <td>1717.50</td> <td>9.89</td> <td>H</td> <td>4.3</td> <td>9.6</td> <td>15.18</td> <td>30.0</td> <td>-14.8</td> <td></td> </tr> <tr> <td colspan="9">Mid Ch</td> </tr> <tr> <td>1745.00</td> <td>15.73</td> <td>V</td> <td>4.3</td> <td>9.7</td> <td>21.08</td> <td>30.0</td> <td>-8.9</td> <td></td> </tr> <tr> <td>1745.00</td> <td>11.09</td> <td>H</td> <td>4.3</td> <td>9.7</td> <td>16.44</td> <td>30.0</td> <td>-13.6</td> <td></td> </tr> <tr> <td colspan="9">High Ch</td> </tr> <tr> <td>1772.50</td> <td>14.91</td> <td>V</td> <td>4.4</td> <td>9.7</td> <td>20.24</td> <td>30.0</td> <td>-9.8</td> <td></td> </tr> <tr> <td>1772.50</td> <td>10.73</td> <td>H</td> <td>4.4</td> <td>9.7</td> <td>16.06</td> <td>30.0</td> <td>-13.9</td> <td></td> </tr> </tbody> </table>	f MHz	SG reading (dBm)	Ant. Pol. (H/V)	Cable Loss (dB)	Antenna Gain (dBi)	EIRP (dBm)	Limit (dBm)	Delta (dB)	Notes	Low Ch									1717.50	17.76	V	4.3	9.6	23.05	30.0	-7.0		1717.50	9.89	H	4.3	9.6	15.18	30.0	-14.8		Mid Ch									1745.00	15.73	V	4.3	9.7	21.08	30.0	-8.9		1745.00	11.09	H	4.3	9.7	16.44	30.0	-13.6		High Ch									1772.50	14.91	V	4.4	9.7	20.24	30.0	-9.8		1772.50	10.73	H	4.4	9.7	16.06	30.0	-13.9
f MHz	SG reading (dBm)	Ant. Pol. (H/V)	Cable Loss (dB)	Antenna Gain (dBi)	EIRP (dBm)	Limit (dBm)	Delta (dB)	Notes																																																																																		
Low Ch																																																																																										
1717.50	17.76	V	4.3	9.6	23.05	30.0	-7.0																																																																																			
1717.50	9.89	H	4.3	9.6	15.18	30.0	-14.8																																																																																			
Mid Ch																																																																																										
1745.00	15.73	V	4.3	9.7	21.08	30.0	-8.9																																																																																			
1745.00	11.09	H	4.3	9.7	16.44	30.0	-13.6																																																																																			
High Ch																																																																																										
1772.50	14.91	V	4.4	9.7	20.24	30.0	-9.8																																																																																			
1772.50	10.73	H	4.4	9.7	16.06	30.0	-13.9																																																																																			

LTE Band 66 10MHz QPSK	UL Verification Services, Inc. High Frequency Substitution Measurement																																																																																									
	<p> Company: Samsung Project #: 4790136523 Date: 10/28/2021 Test Engineer: 20882 Configuration: EUT, Y-Position Location: Chamber 1 Mode: LTE_QPSK Band 66 Fundamentals, 10MHz Bandwidth </p> <p> Test Equipment: Receiving: Horn 3117[00168717], and Chamber 1 SMA Cables Substitution: Horn 3115[00167211], 8.5m SMA-type Cable </p> <table border="1"> <thead> <tr> <th>f MHz</th> <th>SG reading (dBm)</th> <th>Ant. Pol. (H/V)</th> <th>Cable Loss (dB)</th> <th>Antenna Gain (dBi)</th> <th>EIRP (dBm)</th> <th>Limit (dBm)</th> <th>Delta (dB)</th> <th>Notes</th> </tr> </thead> <tbody> <tr> <td colspan="9">Low Ch</td> </tr> <tr> <td>1715.00</td> <td>18.68</td> <td>V</td> <td>4.3</td> <td>9.6</td> <td>23.96</td> <td>30.0</td> <td>-6.0</td> <td></td> </tr> <tr> <td>1715.00</td> <td>12.66</td> <td>H</td> <td>4.3</td> <td>9.6</td> <td>17.94</td> <td>30.0</td> <td>-12.1</td> <td></td> </tr> <tr> <td colspan="9">Mid Ch</td> </tr> <tr> <td>1745.00</td> <td>17.81</td> <td>V</td> <td>4.3</td> <td>9.7</td> <td>23.16</td> <td>30.0</td> <td>-6.8</td> <td></td> </tr> <tr> <td>1745.00</td> <td>12.17</td> <td>H</td> <td>4.3</td> <td>9.7</td> <td>17.52</td> <td>30.0</td> <td>-12.5</td> <td></td> </tr> <tr> <td colspan="9">High Ch</td> </tr> <tr> <td>1775.00</td> <td>16.83</td> <td>V</td> <td>4.4</td> <td>9.7</td> <td>22.16</td> <td>30.0</td> <td>-7.8</td> <td></td> </tr> <tr> <td>1775.00</td> <td>12.14</td> <td>H</td> <td>4.4</td> <td>9.7</td> <td>17.47</td> <td>30.0</td> <td>-12.5</td> <td></td> </tr> </tbody> </table>	f MHz	SG reading (dBm)	Ant. Pol. (H/V)	Cable Loss (dB)	Antenna Gain (dBi)	EIRP (dBm)	Limit (dBm)	Delta (dB)	Notes	Low Ch									1715.00	18.68	V	4.3	9.6	23.96	30.0	-6.0		1715.00	12.66	H	4.3	9.6	17.94	30.0	-12.1		Mid Ch									1745.00	17.81	V	4.3	9.7	23.16	30.0	-6.8		1745.00	12.17	H	4.3	9.7	17.52	30.0	-12.5		High Ch									1775.00	16.83	V	4.4	9.7	22.16	30.0	-7.8		1775.00	12.14	H	4.4	9.7	17.47	30.0	-12.5
f MHz	SG reading (dBm)	Ant. Pol. (H/V)	Cable Loss (dB)	Antenna Gain (dBi)	EIRP (dBm)	Limit (dBm)	Delta (dB)	Notes																																																																																		
Low Ch																																																																																										
1715.00	18.68	V	4.3	9.6	23.96	30.0	-6.0																																																																																			
1715.00	12.66	H	4.3	9.6	17.94	30.0	-12.1																																																																																			
Mid Ch																																																																																										
1745.00	17.81	V	4.3	9.7	23.16	30.0	-6.8																																																																																			
1745.00	12.17	H	4.3	9.7	17.52	30.0	-12.5																																																																																			
High Ch																																																																																										
1775.00	16.83	V	4.4	9.7	22.16	30.0	-7.8																																																																																			
1775.00	12.14	H	4.4	9.7	17.47	30.0	-12.5																																																																																			
LTE Band 66 10MHz 16QAM	UL Verification Services, Inc. High Frequency Substitution Measurement																																																																																									
	<p> Company: Samsung Project #: 4790136523 Date: 10/28/2021 Test Engineer: 20882 Configuration: EUT, Y-Position Location: Chamber 1 Mode: LTE_16QAM Band 66 Fundamentals, 10MHz Bandwidth </p> <p> Test Equipment: Receiving: Horn 3117[00168717], and Chamber 1 SMA Cables Substitution: Horn 3115[00167211], 8.5m SMA-type Cable </p> <table border="1"> <thead> <tr> <th>f MHz</th> <th>SG reading (dBm)</th> <th>Ant. Pol. (H/V)</th> <th>Cable Loss (dB)</th> <th>Antenna Gain (dBi)</th> <th>EIRP (dBm)</th> <th>Limit (dBm)</th> <th>Delta (dB)</th> <th>Notes</th> </tr> </thead> <tbody> <tr> <td colspan="9">Low Ch</td> </tr> <tr> <td>1715.00</td> <td>17.58</td> <td>V</td> <td>4.3</td> <td>9.6</td> <td>22.86</td> <td>30.0</td> <td>-7.1</td> <td></td> </tr> <tr> <td>1715.00</td> <td>11.61</td> <td>H</td> <td>4.3</td> <td>9.6</td> <td>16.89</td> <td>30.0</td> <td>-13.1</td> <td></td> </tr> <tr> <td colspan="9">Mid Ch</td> </tr> <tr> <td>1745.00</td> <td>16.54</td> <td>V</td> <td>4.3</td> <td>9.7</td> <td>21.89</td> <td>30.0</td> <td>-8.1</td> <td></td> </tr> <tr> <td>1745.00</td> <td>11.05</td> <td>H</td> <td>4.3</td> <td>9.7</td> <td>16.40</td> <td>30.0</td> <td>-13.6</td> <td></td> </tr> <tr> <td colspan="9">High Ch</td> </tr> <tr> <td>1775.00</td> <td>15.50</td> <td>V</td> <td>4.4</td> <td>9.7</td> <td>20.83</td> <td>30.0</td> <td>-9.2</td> <td></td> </tr> <tr> <td>1775.00</td> <td>10.95</td> <td>H</td> <td>4.4</td> <td>9.7</td> <td>16.28</td> <td>30.0</td> <td>-13.7</td> <td></td> </tr> </tbody> </table>	f MHz	SG reading (dBm)	Ant. Pol. (H/V)	Cable Loss (dB)	Antenna Gain (dBi)	EIRP (dBm)	Limit (dBm)	Delta (dB)	Notes	Low Ch									1715.00	17.58	V	4.3	9.6	22.86	30.0	-7.1		1715.00	11.61	H	4.3	9.6	16.89	30.0	-13.1		Mid Ch									1745.00	16.54	V	4.3	9.7	21.89	30.0	-8.1		1745.00	11.05	H	4.3	9.7	16.40	30.0	-13.6		High Ch									1775.00	15.50	V	4.4	9.7	20.83	30.0	-9.2		1775.00	10.95	H	4.4	9.7	16.28	30.0	-13.7
f MHz	SG reading (dBm)	Ant. Pol. (H/V)	Cable Loss (dB)	Antenna Gain (dBi)	EIRP (dBm)	Limit (dBm)	Delta (dB)	Notes																																																																																		
Low Ch																																																																																										
1715.00	17.58	V	4.3	9.6	22.86	30.0	-7.1																																																																																			
1715.00	11.61	H	4.3	9.6	16.89	30.0	-13.1																																																																																			
Mid Ch																																																																																										
1745.00	16.54	V	4.3	9.7	21.89	30.0	-8.1																																																																																			
1745.00	11.05	H	4.3	9.7	16.40	30.0	-13.6																																																																																			
High Ch																																																																																										
1775.00	15.50	V	4.4	9.7	20.83	30.0	-9.2																																																																																			
1775.00	10.95	H	4.4	9.7	16.28	30.0	-13.7																																																																																			

LTE Band 66 5MHz QPSK	UL Verification Services, Inc. High Frequency Substitution Measurement								
	Company: Samsung Project #: 4790136523 Date: 10/28/2021 Test Engineer: 20882 Configuration: EUT, Y-Position Location: Chamber 1 Mode: LTE_QPSK Band 66 Fundamentals, 5MHz Bandwidth								
	Test Equipment: Receiving: Horn 3117[00168717], and Chamber 1 SMA Cables Substitution: Horn 3115[00167211], 8.5m SMA-type Cable								
	f MHz	SG reading (dBm)	Ant. Pol. (H/V)	Cable Loss (dB)	Antenna Gain (dBi)	EIRP (dBm)	Limit (dBm)	Delta (dB)	Notes
	Low Ch								
	1712.50	18.54	V	4.3	9.6	23.82	30.0	-6.2	
	1712.50	11.56	H	4.3	9.6	16.84	30.0	-13.2	
	Mid Ch								
	1745.00	17.92	V	4.3	9.7	23.27	30.0	-6.7	
	1745.00	12.23	H	4.3	9.7	17.58	30.0	-12.4	
High Ch									
1777.50	15.82	V	4.4	9.7	21.15	30.0	-8.8		
1777.50	11.78	H	4.4	9.7	17.11	30.0	-12.9		
LTE Band 66 5MHz 16QAM	UL Verification Services, Inc. High Frequency Substitution Measurement								
	Company: Samsung Project #: 4790136523 Date: 10/28/2021 Test Engineer: 20882 Configuration: EUT, Y-Position Location: Chamber 1 Mode: LTE_16QAM Band 66 Fundamentals, 5MHz Bandwidth								
	Test Equipment: Receiving: Horn 3117[00168717], and Chamber 1 SMA Cables Substitution: Horn 3115[00167211], 8.5m SMA-type Cable								
	f MHz	SG reading (dBm)	Ant. Pol. (H/V)	Cable Loss (dB)	Antenna Gain (dBi)	EIRP (dBm)	Limit (dBm)	Delta (dB)	Notes
	Low Ch								
	1712.50	17.66	V	4.3	9.6	22.94	30.0	-7.1	
	1712.50	10.30	H	4.3	9.6	15.58	30.0	-14.4	
	Mid Ch								
	1745.00	16.34	V	4.3	9.7	21.69	30.0	-8.3	
	1745.00	10.73	H	4.3	9.7	16.08	30.0	-13.9	
High Ch									
1777.50	14.50	V	4.4	9.7	19.83	30.0	-10.2		
1777.50	10.64	H	4.4	9.7	15.97	30.0	-14.0		

LTE Band 66 3MHz QPSK	UL Verification Services, Inc. High Frequency Substitution Measurement																																																																																									
	<p> Company: Samsung Project #: 4790136523 Date: 10/28/2021 Test Engineer: 20882 Configuration: EUT, Y-Position Location: Chamber 1 Mode: LTE_QPSK Band 66 Fundamentals, 3MHz Bandwidth </p> <p> Test Equipment: Receiving: Horn 3117[00168717], and Chamber 1 SMA Cables Substitution: Horn 3115[00167211], 8.5m SMA-type Cable </p> <table border="1"> <thead> <tr> <th>f MHz</th> <th>SG reading (dBm)</th> <th>Ant. Pol. (H/V)</th> <th>Cable Loss (dB)</th> <th>Antenna Gain (dBi)</th> <th>EIRP (dBm)</th> <th>Limit (dBm)</th> <th>Delta (dB)</th> <th>Notes</th> </tr> </thead> <tbody> <tr> <td colspan="9">Low Ch</td> </tr> <tr> <td>1711.50</td> <td>18.38</td> <td>V</td> <td>4.3</td> <td>9.6</td> <td>23.65</td> <td>30.0</td> <td>-6.3</td> <td></td> </tr> <tr> <td>1711.50</td> <td>11.79</td> <td>H</td> <td>4.3</td> <td>9.6</td> <td>17.06</td> <td>30.0</td> <td>-12.9</td> <td></td> </tr> <tr> <td colspan="9">Mid Ch</td> </tr> <tr> <td>1745.00</td> <td>17.58</td> <td>V</td> <td>4.3</td> <td>9.7</td> <td>22.93</td> <td>30.0</td> <td>-7.1</td> <td></td> </tr> <tr> <td>1745.00</td> <td>12.09</td> <td>H</td> <td>4.3</td> <td>9.7</td> <td>17.44</td> <td>30.0</td> <td>-12.6</td> <td></td> </tr> <tr> <td colspan="9">High Ch</td> </tr> <tr> <td>1778.50</td> <td>15.75</td> <td>V</td> <td>4.4</td> <td>9.7</td> <td>21.08</td> <td>30.0</td> <td>-8.9</td> <td></td> </tr> <tr> <td>1778.50</td> <td>11.86</td> <td>H</td> <td>4.4</td> <td>9.7</td> <td>17.19</td> <td>30.0</td> <td>-12.8</td> <td></td> </tr> </tbody> </table>	f MHz	SG reading (dBm)	Ant. Pol. (H/V)	Cable Loss (dB)	Antenna Gain (dBi)	EIRP (dBm)	Limit (dBm)	Delta (dB)	Notes	Low Ch									1711.50	18.38	V	4.3	9.6	23.65	30.0	-6.3		1711.50	11.79	H	4.3	9.6	17.06	30.0	-12.9		Mid Ch									1745.00	17.58	V	4.3	9.7	22.93	30.0	-7.1		1745.00	12.09	H	4.3	9.7	17.44	30.0	-12.6		High Ch									1778.50	15.75	V	4.4	9.7	21.08	30.0	-8.9		1778.50	11.86	H	4.4	9.7	17.19	30.0	-12.8
f MHz	SG reading (dBm)	Ant. Pol. (H/V)	Cable Loss (dB)	Antenna Gain (dBi)	EIRP (dBm)	Limit (dBm)	Delta (dB)	Notes																																																																																		
Low Ch																																																																																										
1711.50	18.38	V	4.3	9.6	23.65	30.0	-6.3																																																																																			
1711.50	11.79	H	4.3	9.6	17.06	30.0	-12.9																																																																																			
Mid Ch																																																																																										
1745.00	17.58	V	4.3	9.7	22.93	30.0	-7.1																																																																																			
1745.00	12.09	H	4.3	9.7	17.44	30.0	-12.6																																																																																			
High Ch																																																																																										
1778.50	15.75	V	4.4	9.7	21.08	30.0	-8.9																																																																																			
1778.50	11.86	H	4.4	9.7	17.19	30.0	-12.8																																																																																			
LTE Band 66 3MHz 16QAM	UL Verification Services, Inc. High Frequency Substitution Measurement																																																																																									
	<p> Company: Samsung Project #: 4790136523 Date: 10/28/2021 Test Engineer: 20882 Configuration: EUT, Y-Position Location: Chamber 1 Mode: LTE_16QAM Band 66 Fundamentals, 3MHz Bandwidth </p> <p> Test Equipment: Receiving: Horn 3117[00168717], and Chamber 1 SMA Cables Substitution: Horn 3115[00167211], 8.5m SMA-type Cable </p> <table border="1"> <thead> <tr> <th>f MHz</th> <th>SG reading (dBm)</th> <th>Ant. Pol. (H/V)</th> <th>Cable Loss (dB)</th> <th>Antenna Gain (dBi)</th> <th>EIRP (dBm)</th> <th>Limit (dBm)</th> <th>Delta (dB)</th> <th>Notes</th> </tr> </thead> <tbody> <tr> <td colspan="9">Low Ch</td> </tr> <tr> <td>1711.50</td> <td>17.19</td> <td>V</td> <td>4.3</td> <td>9.6</td> <td>22.46</td> <td>30.0</td> <td>-7.5</td> <td></td> </tr> <tr> <td>1711.50</td> <td>10.69</td> <td>H</td> <td>4.3</td> <td>9.6</td> <td>15.96</td> <td>30.0</td> <td>-14.0</td> <td></td> </tr> <tr> <td colspan="9">Mid Ch</td> </tr> <tr> <td>1745.00</td> <td>16.90</td> <td>V</td> <td>4.3</td> <td>9.7</td> <td>22.25</td> <td>30.0</td> <td>-7.8</td> <td></td> </tr> <tr> <td>1745.00</td> <td>11.01</td> <td>H</td> <td>4.3</td> <td>9.7</td> <td>16.36</td> <td>30.0</td> <td>-13.6</td> <td></td> </tr> <tr> <td colspan="9">High Ch</td> </tr> <tr> <td>1778.50</td> <td>14.67</td> <td>V</td> <td>4.4</td> <td>9.7</td> <td>20.00</td> <td>30.0</td> <td>-10.0</td> <td></td> </tr> <tr> <td>1778.50</td> <td>10.77</td> <td>H</td> <td>4.4</td> <td>9.7</td> <td>16.10</td> <td>30.0</td> <td>-13.9</td> <td></td> </tr> </tbody> </table>	f MHz	SG reading (dBm)	Ant. Pol. (H/V)	Cable Loss (dB)	Antenna Gain (dBi)	EIRP (dBm)	Limit (dBm)	Delta (dB)	Notes	Low Ch									1711.50	17.19	V	4.3	9.6	22.46	30.0	-7.5		1711.50	10.69	H	4.3	9.6	15.96	30.0	-14.0		Mid Ch									1745.00	16.90	V	4.3	9.7	22.25	30.0	-7.8		1745.00	11.01	H	4.3	9.7	16.36	30.0	-13.6		High Ch									1778.50	14.67	V	4.4	9.7	20.00	30.0	-10.0		1778.50	10.77	H	4.4	9.7	16.10	30.0	-13.9
f MHz	SG reading (dBm)	Ant. Pol. (H/V)	Cable Loss (dB)	Antenna Gain (dBi)	EIRP (dBm)	Limit (dBm)	Delta (dB)	Notes																																																																																		
Low Ch																																																																																										
1711.50	17.19	V	4.3	9.6	22.46	30.0	-7.5																																																																																			
1711.50	10.69	H	4.3	9.6	15.96	30.0	-14.0																																																																																			
Mid Ch																																																																																										
1745.00	16.90	V	4.3	9.7	22.25	30.0	-7.8																																																																																			
1745.00	11.01	H	4.3	9.7	16.36	30.0	-13.6																																																																																			
High Ch																																																																																										
1778.50	14.67	V	4.4	9.7	20.00	30.0	-10.0																																																																																			
1778.50	10.77	H	4.4	9.7	16.10	30.0	-13.9																																																																																			

LTE Band 66 1.4MHz QPSK	UL Verification Services, Inc. High Frequency Substitution Measurement								
	Company: Samsung Project #: 4790136523 Date: 10/28/2021 Test Engineer: 20882 Configuration: EUT, Y-Position Location: Chamber 1 Mode: LTE_QPSK Band 66 Fundamentals, 1.4MHz Bandwidth								
	Test Equipment: Receiving: Horn 3117[00168717], and Chamber 1 SMA Cables Substitution: Horn 3115[00167211], 8.5m SMA-type Cable								
	f MHz	SG reading (dBm)	Ant. Pol. (H/V)	Cable Loss (dB)	Antenna Gain (dBi)	EIRP (dBm)	Limit (dBm)	Delta (dB)	Notes
	Low Ch								
	1710.70	18.41	V	4.3	9.6	23.68	30.0	-6.3	
	1710.70	12.00	H	4.3	9.6	17.27	30.0	-12.7	
	Mid Ch								
	1745.00	17.61	V	4.3	9.7	22.96	30.0	-7.0	
	1745.00	11.74	H	4.3	9.7	17.09	30.0	-12.9	
High Ch									
1779.30	15.43	V	4.4	9.7	20.76	30.0	-9.2		
1779.30	11.95	H	4.4	9.7	17.27	30.0	-12.7		
LTE Band 66 1.4MHz 16QAM	UL Verification Services, Inc. High Frequency Substitution Measurement								
	Company: Samsung Project #: 4790136523 Date: 10/28/2021 Test Engineer: 20882 Configuration: EUT, Y-Position Location: Chamber 1 Mode: LTE_16QAM Band 66 Fundamentals, 1.4MHz Bandwidth								
	Test Equipment: Receiving: Horn 3117[00168717], and Chamber 1 SMA Cables Substitution: Horn 3115[00167211], 8.5m SMA-type Cable								
	f MHz	SG reading (dBm)	Ant. Pol. (H/V)	Cable Loss (dB)	Antenna Gain (dBi)	EIRP (dBm)	Limit (dBm)	Delta (dB)	Notes
	Low Ch								
	1710.70	17.25	V	4.3	9.6	22.52	30.0	-7.5	
	1710.70	10.79	H	4.3	9.6	16.06	30.0	-13.9	
	Mid Ch								
	1745.00	16.50	V	4.3	9.7	21.85	30.0	-8.2	
	1745.00	10.92	H	4.3	9.7	16.27	30.0	-13.7	
High Ch									
1779.30	14.43	V	4.4	9.7	19.76	30.0	-10.2		
1779.30	10.59	H	4.4	9.7	15.91	30.0	-14.1		

9.6. FIELD STRENGTH OF SPURIOUS RADIATION

RULE PART(S)

FCC: §2.1053, §22.917, §24.238, §27.53 and §90.691

LIMIT

Part 22.917(a) & Part 24.238(a) & Part 27.53(h) The power of any emission outside of the authorized operating frequency ranges must be attenuated below the transmitting power (P) by a factor of at least $43 + 10 \log (P)$ dB.

Part 27.53:

(c)(2) On any frequency outside the 776-788 MHz band, the power of any emission shall be attenuated outside the band below the transmitter power (P) by at least $43 + 10 \log (P)$ dB.

(f) For operations in the 746-758 MHz, 775-788 MHz, and 805-806 MHz bands, emissions in the band 1559-1610 MHz shall be limited to -70 dBW/MHz equivalent isotropically radiated power (EIRP) for wideband signals, and -80 dBW EIRP for discrete emissions of less than 700 Hz bandwidth.

(g) For operations in the 600 MHz band and the 698-746 MHz band, the power of any emission outside a licensee's frequency band(s) of operation shall be attenuated below the transmitter power (P) within the licensed band(s) of operation, measured in watts, by at least $43 + 10 \log (P)$ dB.

(h) The power of any emission outside a licensee's frequency block shall be attenuated below the transmitter power (P) in watts by at least $43 + 10 \log_{10} (P)$ dB.

(m) (4) For mobile digital stations, the attenuation factor shall be not less than $40 + 10 \log (P)$ dB on all frequencies between the channel edge and 5 megahertz from the channel edge, $43 + 10 \log (P)$ dB on all frequencies between 5 megahertz and X megahertz from the channel edge, and $55 + 10 \log (P)$ dB on all frequencies more than X megahertz from the channel edge, where X is the greater of 6 megahertz or the actual emission bandwidth as defined in paragraph (m)(6) of this section. In addition, the attenuation factor shall not be less than $43 + 10 \log (P)$ dB on all frequencies between 2490.5 MHz and 2496 MHz and $55 + 10 \log (P)$ dB at or below 2490.5 MHz. Mobile Satellite Service licensees operating on frequencies below 2495 MHz may also submit a documented interference complaint against BRS licensees operating on channel BRS Channel 1 on the same terms and conditions as adjacent channel BRS or EBS licensees.

Part 90.691(a):

(1) For any frequency removed from the EA licensee's frequency block by up to and including 37.5 kHz, the power of any emission shall be attenuated below the transmitter power (P) in watts by at least $116 \log_{10}(f/6.1)$ decibels or $50 + 10 \log_{10}(P)$ decibels or 80 decibels, whichever is the lesser attenuation, where f is the frequency removed from the center of the outer channel in the block in kilohertz and where f is greater than 12.5 kHz.

(2) For any frequency removed from the EA licensee's frequency block greater than 37.5 kHz, the power of any emission shall be attenuated below the transmitter power (P) in watts by at least $43 + 10 \log_{10}(P)$ decibels or 80 decibels, whichever is the lesser attenuation, where f is the frequency removed from the center of the outer channel in the block in kilohertz and where f is greater than 37.5 kHz. (NOTE : Use 100kHz reference bandwidth)

(b) When an emission outside of the authorized bandwidth causes harmful interference, the Commission may, at its discretion, require greater attenuation than specified in this section.

TEST PROCEDURE

ANSI / TIA / EIA 603 E Clause 2.2.12; ESU40 setting reference to 971168 D01 v03r01

For peak power measurement with a ESU40:

- a) Set the RBW = 100 KHz for emission below 1GHz and 1MHz for emissions above 1GHz
- b) Set VBW $\geq 3 \times$ RBW;
- c) Set span ≥ 1.5 times the OBW;
- d) Sweep time = auto couple;
- e) Detector = rms;
- f) Ensure that the number of measurement points \geq span/RBW;
- g) Trace mode = average(WCDMA, LTE), Maxhold(GSM, LTE Band41);;

RESULTS

See the following pages.

NOTE : Please refer to section 5.4 for bandwidth and RB setting about LTE bands.

9.6.1. SPURIOUS RADIATION PLOTS

GSM850

		UL Verification Services, Inc. Above 1GHz High Frequency Substitution Measurement								
		Company: Samsung Project #: 4790136523 Date: 11/1/2021 Test Engineer: 20882 Configuration: EUT / AC Adapter, X-Position Location: Chamber 1 Mode: GPRS 850 MHz Harmonics Test Voltage: AC 120 V, 60 Hz								
f MHz	SG reading (dBm)	Ant. Pol. (H/V)	Distance (m)	Preamp (dB)	Filter (dB)	EIRP (dBm)	Limit (dBm)	Delta (dB)	Notes	
Low Ch, 824.2MHz										
1648.40	-14.2	V	3.0	45.6	1.0	-58.8	-13.0	-45.8		
2472.60	-11.1	V	3.0	45.4	1.0	-55.5	-13.0	-42.5		
3296.80	-8.7	V	3.0	45.7	1.0	-53.3	-13.0	-40.3		
1648.40	-15.2	H	3.0	45.6	1.0	-59.9	-13.0	-46.9		
2472.60	-11.6	H	3.0	45.4	1.0	-56.1	-13.0	-43.1		
3296.80	-8.5	H	3.0	45.7	1.0	-53.2	-13.0	-40.2		
Mid Ch, 836.6MHz										
1673.20	-13.3	V	3.0	45.6	1.0	-57.9	-13.0	-44.9		
2509.80	-6.1	V	3.0	45.5	1.0	-50.6	-13.0	-37.6		
3346.40	-8.3	V	3.0	45.7	1.0	-53.0	-13.0	-40.0		
1673.20	-2.8	H	3.0	45.6	1.0	-47.4	-13.0	-34.4		
2509.80	-6.6	H	3.0	45.5	1.0	-51.1	-13.0	-38.1		
3346.40	-8.3	H	3.0	45.7	1.0	-53.0	-13.0	-40.0		
High Ch, 848.8MHz										
1697.60	-13.6	V	3.0	45.6	1.0	-58.2	-13.0	-45.2		
2546.40	-6.6	V	3.0	45.5	1.0	-51.0	-13.0	-38.0		
3395.20	-7.8	V	3.0	45.7	1.0	-52.5	-13.0	-39.5		
1697.60	-13.2	H	3.0	45.6	1.0	-57.8	-13.0	-44.8		
2546.40	-6.2	H	3.0	45.5	1.0	-50.6	-13.0	-37.6		
3395.20	-8.2	H	3.0	45.7	1.0	-52.9	-13.0	-39.9		

GSM850
GPRS

UL Verification Services, Inc. Above 1GHz High Frequency Substitution Measurement									
Company:		Samsung							
Project #:		4790136523							
Date:		11/1/2021							
Test Engineer:		20882							
Configuration:		EUT / AC Adapter, X-Position							
Location:		Chamber 1							
Mode:		EGPRS 850 MHz Harmonics							
Test Voltage:		AC 120 V, 60 Hz							
f MHz	SG reading (dBm)	Ant. Pol. (H/V)	Distance (m)	Preamp (dB)	Filter (dB)	EIRP (dBm)	Limit (dBm)	Delta (dB)	Notes
GSM850									
EGPRS									
Low Ch, 824.2MHz									
1648.40	-14.2	V	3.0	45.6	1.0	-58.9	-13.0	-45.9	
2472.60	-10.8	V	3.0	45.4	1.0	-55.2	-13.0	-42.2	
3296.80	-8.7	V	3.0	45.7	1.0	-53.3	-13.0	-40.3	
Mid Ch, 836.6MHz									
1673.20	-14.2	V	3.0	45.6	1.0	-58.8	-13.0	-45.8	
2509.80	-10.3	V	3.0	45.5	1.0	-54.8	-13.0	-41.8	
3346.40	-8.5	V	3.0	45.7	1.0	-53.2	-13.0	-40.2	
1673.20	-15.1	H	3.0	45.6	1.0	-59.7	-13.0	-46.7	
2509.80	-11.2	H	3.0	45.5	1.0	-55.7	-13.0	-42.7	
3346.40	-8.3	H	3.0	45.7	1.0	-53.0	-13.0	-40.0	
High Ch, 848.8MHz									
1697.60	-13.9	V	3.0	45.6	1.0	-58.5	-13.0	-45.5	
2546.40	-10.8	V	3.0	45.5	1.0	-55.3	-13.0	-42.3	
3395.20	-8.0	V	3.0	45.7	1.0	-52.7	-13.0	-39.7	
1697.60	-15.0	H	3.0	45.6	1.0	-59.6	-13.0	-46.6	
2546.40	-11.1	H	3.0	45.5	1.0	-55.6	-13.0	-42.6	
3395.20	-8.0	H	3.0	45.7	1.0	-52.7	-13.0	-39.7	

GSM1900

UL Verification Services, Inc.									
Above 1GHz High Frequency Substitution Measurement									
Company:		Samsung							
Project #:		4790136523							
Date:		10/24/2021							
Test Engineer:		47989							
Configuration:		EUT / AC Adapter, X-Position							
Location:		Chamber 1							
Mode:		GPRS 1900 MHz Harmonics							
Test Votage:		AC 120 V, 60 Hz							
f MHz	SG reading (dBm)	Ant. Pol. (H/V)	Distance (m)	Preamp (dB)	Filter (dB)	EIRP (dBm)	Limit (dBm)	Delta (dB)	Notes
Low Ch, 1850.2MHz									
3700.40	-10.3	V	3.0	45.8	1.0	-55.1	-13.0	-42.1	
5550.60	-7.9	V	3.0	45.7	1.0	-52.6	-13.0	-39.6	
7400.80	-5.0	V	3.0	44.6	1.0	-48.5	-13.0	-35.5	
3700.40	-10.5	H	3.0	45.8	1.0	-55.3	-13.0	-42.3	
5550.60	-7.9	H	3.0	45.7	1.0	-52.7	-13.0	-39.7	
7400.80	-5.1	H	3.0	44.6	1.0	-48.6	-13.0	-35.6	
Mid Ch, 1880MHz									
3760.00	-10.0	V	3.0	45.8	1.0	-54.8	-13.0	-41.8	
5640.00	-7.5	V	3.0	45.7	1.0	-52.3	-13.0	-39.3	
7520.00	-5.0	V	3.0	44.5	1.0	-48.5	-13.0	-35.5	
3760.00	-10.0	H	3.0	45.8	1.0	-54.9	-13.0	-41.9	
5640.00	-7.8	H	3.0	45.7	1.0	-52.6	-13.0	-39.6	
7520.00	-5.0	H	3.0	44.5	1.0	-48.5	-13.0	-35.5	
High Ch, 1909.8MHz									
3819.60	-9.9	V	3.0	45.8	1.0	-54.7	-13.0	-41.7	
5729.40	-7.7	V	3.0	45.7	1.0	-52.4	-13.0	-39.4	
7639.20	-4.8	V	3.0	44.4	1.0	-48.3	-13.0	-35.3	
3819.60	-10.0	H	3.0	45.8	1.0	-54.9	-13.0	-41.9	
5729.40	-7.5	H	3.0	45.7	1.0	-52.2	-13.0	-39.2	
7639.20	-4.9	H	3.0	44.4	1.0	-48.3	-13.0	-35.3	

UL Verification Services, Inc.									
Above 1GHz High Frequency Substitution Measurement									
Company:		Samsung							
Project #:		4790136523							
Date:		10/24/2021							
Test Engineer:		47989							
Configuration:		EUT / AC Adapter, X-Position							
Location:		Chamber 1							
Mode:		EGPRS 1900 MHz Harmonics							
Test Votage:		AC 120 V, 60 Hz							
f MHz	SG reading (dBm)	Ant. Pol. (H/V)	Distance (m)	Preamp (dB)	Filter (dB)	EIRP (dBm)	Limit (dBm)	Delta (dB)	Notes
Low Ch, 1850.2MHz									
3700.40	-10.1	V	3.0	45.8	1.0	-54.9	-13.0	-41.9	
5550.60	-7.7	V	3.0	45.7	1.0	-52.4	-13.0	-39.4	
7400.80	-5.0	V	3.0	44.6	1.0	-48.5	-13.0	-35.5	
3700.40	-10.5	H	3.0	45.8	1.0	-55.3	-13.0	-42.3	
5550.60	-8.0	H	3.0	45.7	1.0	-52.8	-13.0	-39.8	
7400.80	-5.0	H	3.0	44.6	1.0	-48.6	-13.0	-35.6	
Mid Ch, 1880MHz									
3760.00	-10.1	V	3.0	45.8	1.0	-54.9	-13.0	-41.9	
5640.00	-7.7	V	3.0	45.7	1.0	-52.5	-13.0	-39.5	
7520.00	-5.0	V	3.0	44.5	1.0	-48.5	-13.0	-35.5	
3760.00	-10.2	H	3.0	45.8	1.0	-55.1	-13.0	-42.1	
5640.00	-7.8	H	3.0	45.7	1.0	-52.5	-13.0	-39.5	
7520.00	-5.1	H	3.0	44.5	1.0	-48.6	-13.0	-35.6	
High Ch, 1909.8MHz									
3819.60	-10.0	V	3.0	45.8	1.0	-54.8	-13.0	-41.8	
5729.40	-7.5	V	3.0	45.7	1.0	-52.2	-13.0	-39.2	
7639.20	-4.9	V	3.0	44.4	1.0	-48.4	-13.0	-35.4	
3819.60	-10.1	H	3.0	45.8	1.0	-54.9	-13.0	-41.9	
5729.40	-7.7	H	3.0	45.7	1.0	-52.4	-13.0	-39.4	
7639.20	-5.0	H	3.0	44.4	1.0	-48.4	-13.0	-35.4	

WCDMA Band 5

UL Verification Services, Inc. Above 1GHz High Frequency Substitution Measurement										
Company:		Samsung								
Project #:		4790136523								
Date:		11/2/2021								
Test Engineer:		20882								
Configuration:		EUT / AC Adapter, Z-Position								
Location:		Chamber 1								
Mode:		Rel99 Band 5 Harmonics								
Test Votage:		AC 120 V, 60 Hz								
f MHz	SG reading (dBm)	Ant. Pol. (H/V)	Distance (m)	Preamp (dB)	Filter (dB)	EIRP (dBm)	Limit (dBm)	Delta (dB)	Notes	
Low Ch, 826.4MHz										
1652.80	-15.1	V	3.0	45.6	1.0	-59.7	-13.0	-46.7		
2479.20	-11.6	V	3.0	45.5	1.0	-56.1	-13.0	-43.1		
3305.60	-9.5	V	3.0	45.7	1.0	-54.2	-13.0	-41.2		
1652.80	-16.3	H	3.0	45.6	1.0	-60.9	-13.0	-47.9		
2479.20	-12.3	H	3.0	45.5	1.0	-56.7	-13.0	-43.7		
3305.60	-9.5	H	3.0	45.7	1.0	-54.2	-13.0	-41.2		
Mid Ch, 836.6MHz										
1673.20	-15.1	V	3.0	45.6	1.0	-59.7	-13.0	-46.7		
2509.80	-11.9	V	3.0	45.5	1.0	-56.3	-13.0	-43.3		
3346.40	-9.0	V	3.0	45.7	1.0	-53.7	-13.0	-40.7		
1673.20	-16.0	H	3.0	45.6	1.0	-60.6	-13.0	-47.6		
2509.80	-12.1	H	3.0	45.5	1.0	-56.6	-13.0	-43.6		
3346.40	-9.2	H	3.0	45.7	1.0	-53.9	-13.0	-40.9		
High Ch, 846.6MHz										
1693.20	-14.9	V	3.0	45.6	1.0	-59.5	-13.0	-46.5		
2539.80	-11.8	V	3.0	45.5	1.0	-56.3	-13.0	-43.3		
3386.40	-8.9	V	3.0	45.7	1.0	-53.7	-13.0	-40.7		
1693.20	-15.8	H	3.0	45.6	1.0	-60.4	-13.0	-47.4		
2539.80	-12.0	H	3.0	45.5	1.0	-56.5	-13.0	-43.5		
3386.40	-9.0	H	3.0	45.7	1.0	-53.7	-13.0	-40.7		

Band 5
REL99

UL Verification Services, Inc. Above 1GHz High Frequency Substitution Measurement										
Company:		Samsung								
Project #:		4790136523								
Date:		11/2/2021								
Test Engineer:		20882								
Configuration:		EUT / AC Adapter, Z-Position								
Location:		Chamber 1								
Mode:		HSDPA Band 5 Harmonics								
Test Votage:		AC 120 V, 60 Hz								
f MHz	SG reading (dBm)	Ant. Pol. (H/V)	Distance (m)	Preamp (dB)	Filter (dB)	EIRP (dBm)	Limit (dBm)	Delta (dB)	Notes	
Low Ch, 826.4MHz										
1652.80	-15.1	V	3.0	45.6	1.0	-59.7	-13.0	-46.7		
2479.20	-11.7	V	3.0	45.5	1.0	-56.1	-13.0	-43.1		
3305.60	-9.5	V	3.0	45.7	1.0	-54.2	-13.0	-41.2		
1652.80	-16.2	H	3.0	45.6	1.0	-60.8	-13.0	-47.8		
2479.20	-12.2	H	3.0	45.5	1.0	-56.7	-13.0	-43.7		
3305.60	-9.5	H	3.0	45.7	1.0	-54.2	-13.0	-41.2		
Mid Ch, 836.6MHz										
1673.20	-15.1	V	3.0	45.6	1.0	-59.7	-13.0	-46.7		
2509.80	-11.9	V	3.0	45.5	1.0	-56.4	-13.0	-43.4		
3346.40	-9.2	V	3.0	45.7	1.0	-53.9	-13.0	-40.9		
1673.20	-16.0	H	3.0	45.6	1.0	-60.6	-13.0	-47.6		
2509.80	-12.3	H	3.0	45.5	1.0	-56.7	-13.0	-43.7		
3346.40	-9.3	H	3.0	45.7	1.0	-54.0	-13.0	-41.0		
High Ch, 846.6MHz										
1693.20	-14.9	V	3.0	45.6	1.0	-59.5	-13.0	-46.5		
2539.80	-11.7	V	3.0	45.5	1.0	-56.2	-13.0	-43.2		
3386.40	-9.0	V	3.0	45.7	1.0	-53.8	-13.0	-40.8		
1693.20	-15.7	H	3.0	45.6	1.0	-60.3	-13.0	-47.3		
2539.80	-12.1	H	3.0	45.5	1.0	-56.5	-13.0	-43.5		
3386.40	-9.0	H	3.0	45.7	1.0	-53.7	-13.0	-40.7		

Band 5
HSDPA

WCDMA Band 4

UL Verification Services, Inc. Above 1GHz High Frequency Substitution Measurement									
Company:		Samsung							
Project #:		4790136523							
Date:		10/31/2021							
Test Engineer:		19227							
Configuration:		EUT / AC Adapter, Z-Position							
Location:		Chamber 2							
Mode:		Rel99 Band 4 Harmonics							
Test Votage:		AC 120 V, 60 Hz							
f MHz	SG reading (dBm)	Ant. Pol. (H/V)	Distance (m)	Preamp (dB)	Filter (dB)	EIRP (dBm)	Limit (dBm)	Delta (dB)	Notes
Low Ch, 1712.4MHz									
3424.80	-9.5	V	3.0	42.3	1.0	-50.8	-13.0	-37.8	
5137.20	-9.2	V	3.0	43.1	1.0	-51.3	-13.0	-38.3	
6849.60	-6.4	V	3.0	43.0	1.0	-48.4	-13.0	-35.4	
3424.80	-9.2	H	3.0	42.3	1.0	-50.5	-13.0	-37.5	
5137.20	-8.8	H	3.0	43.1	1.0	-50.8	-13.0	-37.8	
6849.60	-6.1	H	3.0	43.0	1.0	-48.0	-13.0	-35.0	
Mid Ch, 1732.6MHz									
3465.20	-8.9	V	3.0	42.3	1.0	-50.2	-13.0	-37.2	
5197.80	-8.9	V	3.0	43.1	1.0	-51.0	-13.0	-38.0	
6930.40	-6.4	V	3.0	43.0	1.0	-48.3	-13.0	-35.3	
3465.20	-8.8	H	3.0	42.3	1.0	-50.1	-13.0	-37.1	
5197.80	-8.8	H	3.0	43.1	1.0	-50.9	-13.0	-37.9	
6930.40	-6.2	H	3.0	43.0	1.0	-48.1	-13.0	-35.1	
High Ch, 1752.6MHz									
3505.20	-9.0	V	3.0	42.3	1.0	-50.3	-13.0	-37.3	
5257.80	-8.9	V	3.0	43.1	1.0	-51.0	-13.0	-38.0	
7010.40	-6.3	V	3.0	42.9	1.0	-48.2	-13.0	-35.2	
3505.20	-8.8	H	3.0	42.3	1.0	-50.1	-13.0	-37.1	
5257.80	-8.8	H	3.0	43.1	1.0	-50.9	-13.0	-37.9	
7010.40	-6.0	H	3.0	42.9	1.0	-47.9	-13.0	-34.9	

Band 4
REL99

UL Verification Services, Inc. Above 1GHz High Frequency Substitution Measurement									
Company:		Samsung							
Project #:		4790136523							
Date:		10/31/2021							
Test Engineer:		19227							
Configuration:		EUT / AC Adapter, Z-Position							
Location:		Chamber 2							
Mode:		HSDPA Band 4 Harmonics							
Test Votage:		AC 120 V, 60 Hz							
f MHz	SG reading (dBm)	Ant. Pol. (H/V)	Distance (m)	Preamp (dB)	Filter (dB)	EIRP (dBm)	Limit (dBm)	Delta (dB)	Notes
Low Ch, 1712.4MHz									
3424.80	-9.2	V	3.0	42.3	1.0	-50.5	-13.0	-37.5	
5137.20	-9.2	V	3.0	43.1	1.0	-51.2	-13.0	-38.2	
6849.60	-6.3	V	3.0	43.0	1.0	-48.3	-13.0	-35.3	
3424.80	-9.3	H	3.0	42.3	1.0	-50.6	-13.0	-37.6	
5137.20	-9.0	H	3.0	43.1	1.0	-51.0	-13.0	-38.0	
6849.60	-6.1	H	3.0	43.0	1.0	-48.1	-13.0	-35.1	
Mid Ch, 1732.6MHz									
3465.20	-8.8	V	3.0	42.3	1.0	-50.1	-13.0	-37.1	
5197.80	-9.0	V	3.0	43.1	1.0	-51.1	-13.0	-38.1	
6930.40	-6.3	V	3.0	43.0	1.0	-48.2	-13.0	-35.2	
3465.20	-8.6	H	3.0	42.3	1.0	-50.0	-13.0	-37.0	
5197.80	-8.6	H	3.0	43.1	1.0	-50.7	-13.0	-37.7	
6930.40	-6.0	H	3.0	43.0	1.0	-48.0	-13.0	-35.0	
High Ch, 1752.6MHz									
3505.20	-9.0	V	3.0	42.3	1.0	-50.3	-13.0	-37.3	
5257.80	-8.8	V	3.0	43.1	1.0	-50.9	-13.0	-37.9	
7010.40	-6.1	V	3.0	42.9	1.0	-48.0	-13.0	-35.0	
3505.20	-8.6	H	3.0	42.3	1.0	-49.9	-13.0	-36.9	
5257.80	-8.7	H	3.0	43.1	1.0	-50.8	-13.0	-37.8	
7010.40	-6.1	H	3.0	42.9	1.0	-48.1	-13.0	-35.1	

Band 4
HSDPA

WCDMA Band 2

UL Verification Services, Inc. Above 1GHz High Frequency Substitution Measurement									
Company:		Samsung							
Project #:		4790136523							
Date:		10/30/2021							
Test Engineer:		19227							
Configuration:		EUT / AC Adapter, X-Position							
Location:		Chamber 2							
Mode:		Rel99 Band 2 Harmonics							
Test Votage:		AC 120 V, 60 Hz							
f MHz	SG reading (dBm)	Ant. Pol. (H/V)	Distance (m)	Preamp (dB)	Filter (dB)	EIRP (dBm)	Limit (dBm)	Delta (dB)	Notes
Low Ch, 1852.4MHz									
3704.80	-12.4	V	3.0	42.3	1.0	-53.8	-13.0	-40.8	
5557.20	-8.4	V	3.0	43.1	1.0	-50.6	-13.0	-37.6	
7409.60	-6.4	V	3.0	42.7	1.0	-48.2	-13.0	-35.2	
3704.80	-11.5	H	3.0	42.3	1.0	-52.8	-13.0	-39.8	
5557.20	-8.5	H	3.0	43.1	1.0	-50.6	-13.0	-37.6	
7409.60	-6.4	H	3.0	42.7	1.0	-48.1	-13.0	-35.1	
Mid Ch, 1880MHz									
3760.00	-11.5	V	3.0	42.3	1.0	-52.8	-13.0	-39.8	
5640.00	-8.1	V	3.0	43.2	1.0	-50.3	-13.0	-37.3	
7520.00	-6.6	V	3.0	42.7	1.0	-48.2	-13.0	-35.2	
3760.00	-11.3	H	3.0	42.3	1.0	-52.7	-13.0	-39.7	
5640.00	-8.2	H	3.0	43.2	1.0	-50.3	-13.0	-37.3	
7520.00	-6.5	H	3.0	42.7	1.0	-48.2	-13.0	-35.2	
High Ch, 1907.6MHz									
3815.20	-11.5	V	3.0	42.3	1.0	-52.8	-13.0	-39.8	
5722.80	-8.3	V	3.0	43.2	1.0	-50.5	-13.0	-37.5	
7630.40	-6.5	V	3.0	42.6	1.0	-48.1	-13.0	-35.1	
3815.20	-11.3	H	3.0	42.3	1.0	-52.6	-13.0	-39.6	
5722.80	-8.3	H	3.0	43.2	1.0	-50.5	-13.0	-37.5	
7630.40	-6.5	H	3.0	42.6	1.0	-48.1	-13.0	-35.1	

Band 2
REL99

UL Verification Services, Inc. Above 1GHz High Frequency Substitution Measurement									
Company:		Samsung							
Project #:		4790136523							
Date:		10/30/2021							
Test Engineer:		19227							
Configuration:		EUT/ AC Adpater, X-Position							
Location:		Chamber 2							
Mode:		HSDPA Band 2 Harmonics							
Test Votage:		AC 120 V, 60 Hz							
f MHz	SG reading (dBm)	Ant. Pol. (H/V)	Distance (m)	Preamp (dB)	Filter (dB)	EIRP (dBm)	Limit (dBm)	Delta (dB)	Notes
Low Ch, 1852.4MHz									
3704.80	-12.2	V	3.0	42.3	1.0	-53.5	-13.0	-40.5	
5557.20	-8.5	V	3.0	43.1	1.0	-50.6	-13.0	-37.6	
7409.60	-6.2	V	3.0	42.7	1.0	-47.9	-13.0	-34.9	
3704.80	-11.5	H	3.0	42.3	1.0	-52.8	-13.0	-39.8	
5557.20	-8.3	H	3.0	43.1	1.0	-50.4	-13.0	-37.4	
7409.60	-6.2	H	3.0	42.7	1.0	-47.9	-13.0	-34.9	
Mid Ch, 1880MHz									
3760.00	-11.3	V	3.0	42.3	1.0	-52.6	-13.0	-39.6	
5640.00	-7.1	V	3.0	43.2	1.0	-49.3	-13.0	-36.3	
7520.00	-6.5	V	3.0	42.7	1.0	-48.1	-13.0	-35.1	
3760.00	-11.1	H	3.0	42.3	1.0	-52.5	-13.0	-39.5	
5640.00	-8.1	H	3.0	43.2	1.0	-50.2	-13.0	-37.2	
7520.00	-6.4	H	3.0	42.7	1.0	-48.1	-13.0	-35.1	
High Ch, 1907.6MHz									
3815.20	-11.5	V	3.0	42.3	1.0	-52.9	-13.0	-39.9	
5722.80	-8.1	V	3.0	43.2	1.0	-50.3	-13.0	-37.3	
7630.40	-6.3	V	3.0	42.6	1.0	-47.9	-13.0	-34.9	
3815.20	-11.1	H	3.0	42.3	1.0	-52.4	-13.0	-39.4	
5722.80	-8.2	H	3.0	43.2	1.0	-50.4	-13.0	-37.4	
7630.40	-6.0	H	3.0	42.6	1.0	-47.6	-13.0	-34.6	

Band 2
HSDPA

LTE Band 12

UL Verification Services, Inc. Above 1GHz High Frequency Substitution Measurement									
Company:		Samsung							
Project #:		4790136523							
Date:		11/1/2021							
Test Engineer:		20882							
Configuration:		EUT / AC Adapter, Z-Position							
Location:		Chamber 1							
Mode:		LTE_QPSK Band 12 Harmonics, 3MHz Bandwidth							
Test Votage:		AC 120 V, 60 Hz							
f MHz	SG reading (dBm)	Ant. Pol. (H/V)	Distance (m)	Preamplifier (dB)	Filter (dB)	EIRP (dBm)	Limit (dBm)	Delta (dB)	Notes
Low Ch, 700.5MHz									
1401.00	-16.4	V	3.0	45.8	1.0	-61.3	-13.0	-48.3	
2101.50	-12.8	V	3.0	45.4	1.0	-57.2	-13.0	-44.2	
2802.00	-10.7	V	3.0	45.5	1.0	-55.2	-13.0	-42.2	
1401.00	-17.4	H	3.0	45.8	1.0	-62.3	-13.0	-49.3	
2101.50	-13.7	H	3.0	45.4	1.0	-58.0	-13.0	-45.0	
2802.00	-10.9	H	3.0	45.5	1.0	-55.4	-13.0	-42.4	
Mid Ch, 707.5MHz									
1415.00	-16.6	V	3.0	45.8	1.0	-61.4	-13.0	-48.4	
2122.50	-12.6	V	3.0	45.4	1.0	-57.0	-13.0	-44.0	
2830.00	-10.5	V	3.0	45.5	1.0	-55.1	-13.0	-42.1	
1415.00	-17.2	H	3.0	45.8	1.0	-62.0	-13.0	-49.0	
2122.50	-13.6	H	3.0	45.4	1.0	-58.0	-13.0	-45.0	
2830.00	-10.9	H	3.0	45.5	1.0	-55.4	-13.0	-42.4	
High Ch, 714.5MHz									
1429.00	-15.8	V	3.0	45.8	1.0	-60.6	-13.0	-47.6	
2143.50	-12.9	V	3.0	45.4	1.0	-57.2	-13.0	-44.2	
2858.00	-10.4	V	3.0	45.5	1.0	-55.0	-13.0	-42.0	
1429.00	-17.3	H	3.0	45.8	1.0	-62.1	-13.0	-49.1	
2143.50	-13.5	H	3.0	45.4	1.0	-57.8	-13.0	-44.8	
2858.00	-10.6	H	3.0	45.5	1.0	-55.2	-13.0	-42.2	

LTE
 Band 12
 3MHz
 QPSK

LTE Band 13

UL Verification Services, Inc. Above 1GHz High Frequency Substitution Measurement									
Company:		Samsung							
Project #:		4790136523							
Date:		11/1/2021							
Test Engineer:		20882							
Configuration:		EUT / AC Adapter, X-Position							
Location:		Chamber 1							
Mode:		LTE_QPSK Band 13 Harmonics, 5MHz Bandwidth							
Test Votage:		AC 120 V, 60 Hz							
f MHz	SG reading (dBm)	Ant. Pol. (H/V)	Distance (m)	Preamp (dB)	Filter (dB)	EIRP (dBm)	Limit (dBm)	Delta (dB)	Notes
Low Ch, 779.5MHz									
1559.00	-25.2	V	3.0	45.7	1.0	-69.9	-40.0	-29.9	
2338.50	-12.1	V	3.0	45.4	1.0	-56.6	-13.0	-43.6	
3118.00	-10.2	V	3.0	45.6	1.0	-54.8	-13.0	-41.8	
1559.00	-26.3	H	3.0	45.7	1.0	-71.0	-40.0	-31.0	
2338.50	-12.7	H	3.0	45.4	1.0	-57.1	-13.0	-44.1	
3118.00	-10.1	H	3.0	45.6	1.0	-54.7	-13.0	-41.7	
Mid Ch, 782MHz									
1564.00	-25.5	V	3.0	45.7	1.0	-70.1	-40.0	-30.1	
2346.00	-12.1	V	3.0	45.4	1.0	-56.5	-13.0	-43.5	
3128.00	-10.1	V	3.0	45.6	1.0	-54.7	-13.0	-41.7	
1564.00	-26.4	H	3.0	45.7	1.0	-71.1	-40.0	-31.1	
2346.00	-12.7	H	3.0	45.4	1.0	-57.1	-13.0	-44.1	
3128.00	-10.0	H	3.0	45.6	1.0	-54.6	-13.0	-41.6	
High Ch, 784.5MHz									
1569.00	-25.3	V	3.0	45.7	1.0	-70.0	-40.0	-30.0	
2353.50	-11.8	V	3.0	45.4	1.0	-56.3	-13.0	-43.3	
3138.00	-10.0	V	3.0	45.6	1.0	-54.6	-13.0	-41.6	
1569.00	-26.5	H	3.0	45.7	1.0	-71.2	-40.0	-31.2	
2353.50	-12.7	H	3.0	45.4	1.0	-57.2	-13.0	-44.2	
3138.00	-10.1	H	3.0	45.6	1.0	-54.7	-13.0	-41.7	

Note : No narrowband emissions so only applied the -70dBW/MHz (-40dBm/MHz) wideband emission limit for the 1559-1610 MHz band

LTE Band 25

UL Verification Services, Inc. Above 1GHz High Frequency Substitution Measurement									
Company:		Samsung							
Project #:		4790136523							
Date:		10/24/2021							
Test Engineer:		47989							
Configuration:		EUT/ AC Adapter, Z-Position							
Location:		Chamber 1							
Mode:		LTE_QPSK Band 25 Harmonics, 15MHz Bandwidth							
Test Votage:		AC 120 V, 60 Hz							
f MHz	SG reading (dBm)	Ant. Pol. (H/V)	Distance (m)	Preamp (dB)	Filter (dB)	EIRP (dBm)	Limit (dBm)	Delta (dB)	Notes
Low Ch, 1857.5MHz									
3715.00	-11.1	V	3.0	45.8	1.0	-55.9	-13.0	-42.9	
5572.50	-8.9	V	3.0	45.7	1.0	-53.6	-13.0	-40.6	
7430.00	-6.0	V	3.0	44.5	1.0	-49.6	-13.0	-36.6	
15MHz									
3715.00	-11.2	H	3.0	45.8	1.0	-56.0	-13.0	-43.0	
5572.50	-8.9	H	3.0	45.7	1.0	-53.7	-13.0	-40.7	
7430.00	-6.1	H	3.0	44.5	1.0	-49.7	-13.0	-36.7	
QPSK									
Mid Ch, 1882.5MHz									
3765.00	-11.1	V	3.0	45.8	1.0	-56.0	-13.0	-43.0	
5647.50	-8.5	V	3.0	45.7	1.0	-53.2	-13.0	-40.2	
7530.00	-6.0	V	3.0	44.5	1.0	-49.5	-13.0	-36.5	
3765.00	-11.2	H	3.0	45.8	1.0	-56.1	-13.0	-43.1	
5647.50	-8.6	H	3.0	45.7	1.0	-53.3	-13.0	-40.3	
7530.00	-6.0	H	3.0	44.5	1.0	-49.5	-13.0	-36.5	
High Ch, 1907.5MHz									
3815.00	-11.0	V	3.0	45.8	1.0	-55.9	-13.0	-42.9	
5722.50	-8.5	V	3.0	45.7	1.0	-53.3	-13.0	-40.3	
7630.00	-6.0	V	3.0	44.4	1.0	-49.4	-13.0	-36.4	
3815.00	-11.1	H	3.0	45.8	1.0	-56.0	-13.0	-43.0	
5722.50	-8.7	H	3.0	45.7	1.0	-53.4	-13.0	-40.4	
7630.00	-5.9	H	3.0	44.4	1.0	-49.4	-13.0	-36.4	

LTE Band 26 (Part 90)

LTE Band 26 15MHz QPSK	UL Verification Services, Inc. Above 1GHz High Frequency Substitution Measurement									
	Company: Samsung Project #: 4790136523 Date: 11/1/2021 Test Engineer: 20882 Configuration: EUT / AC Adapter, X-Position Location: Chamber 1 Mode: LTE_QPSK Band 26 Harmonics, 15MHz Bandwidth Test Voltage: AC 120 V, 60 Hz									
	f MHz	SG reading (dBm)	Ant. Pol. (H/V)	Distance (m)	Preamp (dB)	Filter (dB)	EIRP (dBm)	Limit (dBm)	Delta (dB)	Notes
	Low Ch, 821.5MHz									
	1643.00	-15.0	V	3.0	45.6	1.0	-59.7	-13.0	-46.7	
	2464.50	-11.7	V	3.0	45.4	1.0	-56.2	-13.0	-43.2	
	3286.00	-9.5	V	3.0	45.7	1.0	-54.2	-13.0	-41.2	
	1643.00	-15.9	H	3.0	45.6	1.0	-60.5	-13.0	-47.5	
	2464.50	-12.3	H	3.0	45.4	1.0	-56.7	-13.0	-43.7	
	3286.00	-9.6	H	3.0	45.7	1.0	-54.2	-13.0	-41.2	

LTE Band 26 (Straddle)

LTE Band 26 15MHz QPSK	UL Verification Services, Inc. Above 1GHz High Frequency Substitution Measurement									
	Company: Samsung Project #: 4790136523 Date: 11/1/2021 Test Engineer: 20882 Configuration: EUT / AC Adapter, X-Position Location: Chamber 1 Mode: LTE_QPSK Band 26 Harmonics, 15MHz Bandwidth Test Voltage: AC 120 V, 60 Hz									
	f MHz	SG reading (dBm)	Ant. Pol. (H/V)	Distance (m)	Preamp (dB)	Filter (dB)	EIRP (dBm)	Limit (dBm)	Delta (dB)	Notes
	Straddle Ch, 824MHz									
	1648.00	-15.0	V	3.0	45.6	1.0	-59.6	-13.0	-46.6	
	2472.00	-11.7	V	3.0	45.4	1.0	-56.1	-13.0	-43.1	
	3296.00	-9.5	V	3.0	45.7	1.0	-54.1	-13.0	-41.1	
	1648.00	-15.9	H	3.0	45.6	1.0	-60.5	-13.0	-47.5	
	2472.00	-12.3	H	3.0	45.4	1.0	-56.7	-13.0	-43.7	
	3296.00	-9.5	H	3.0	45.7	1.0	-54.2	-13.0	-41.2	

LTE Band 26 (Part 22)

UL Verification Services, Inc. Above 1GHz High Frequency Substitution Measurement									
<p>Company: Samsung Project #: 4790136523 Date: 11/1/2021 Test Engineer: 20882 Configuration: EUT / AC Adapter, X-Position Location: Chamber 1 Mode: LTE_QPSK Band 26 Harmonics, 15MHz Bandwidth Test Voltage: AC 120 V, 60 Hz</p>									
f MHz	SG reading (dBm)	Ant. Pol. (H/V)	Distance (m)	Preamp (dB)	Filter (dB)	EIRP (dBm)	Limit (dBm)	Delta (dB)	Notes
Mid Ch, 831.5MHz									
1663.00	-15.1	V	3.0	45.6	1.0	-59.7	-13.0	-46.7	
2494.50	-11.7	V	3.0	45.5	1.0	-56.1	-13.0	-43.1	
3326.00	-9.2	V	3.0	45.7	1.0	-53.9	-13.0	-40.9	
1663.00	-16.0	H	3.0	45.6	1.0	-60.6	-13.0	-47.6	
2494.50	-12.3	H	3.0	45.5	1.0	-56.8	-13.0	-43.8	
3326.00	-9.1	H	3.0	45.7	1.0	-53.8	-13.0	-40.8	
High Ch, 841.5MHz									
1683.00	-14.8	V	3.0	45.6	1.0	-59.4	-13.0	-46.4	
2524.50	-11.7	V	3.0	45.5	1.0	-56.2	-13.0	-43.2	
3366.00	-8.9	V	3.0	45.7	1.0	-53.6	-13.0	-40.6	
1683.00	-16.0	H	3.0	45.6	1.0	-60.6	-13.0	-47.6	
2524.50	-12.3	H	3.0	45.5	1.0	-56.8	-13.0	-43.8	
3366.00	-9.2	H	3.0	45.7	1.0	-53.9	-13.0	-40.9	

LTE
 Band 26
 15MHz
 QPSK

LTE Band 41 (PC2)

UL Verification Services, Inc. Above 1GHz High Frequency Substitution Measurement									
Company:		Samsung							
Project #:		4790136523							
Date:		11/4/2021							
Test Engineer:		20882							
Configuration:		EUT / AC Adapter, X-Position							
Location:		Chamber 1							
Mode:		LTE_QPSK Band 41 Harmonics, 20MHz Bandwidth							
Test Votage:		AC 120 V, 60 Hz							
f MHz	SG reading (dBm)	Ant. Pol. (H/V)	Distance (m)	Preamp (dB)	Filter (dB)	EIRP (dBm)	Limit (dBm)	Delta (dB)	Notes
Low Ch, 2506MHz									
5012.00	-20.0	V	3.0	45.8	1.0	-64.8	-25.0	-39.8	
7518.00	-18.3	V	3.0	44.5	1.0	-61.8	-25.0	-36.8	
10024.00	-15.1	V	3.0	42.6	1.0	-56.7	-25.0	-31.7	
20MHz									
5012.00	-20.0	H	3.0	45.8	1.0	-64.8	-25.0	-39.8	
7518.00	-18.3	H	3.0	44.5	1.0	-61.8	-25.0	-36.8	
10024.00	-15.3	H	3.0	42.6	1.0	-56.9	-25.0	-31.9	
QPSK									
Mid Ch, 2593MHz									
5186.00	-19.6	V	3.0	45.8	1.0	-64.4	-25.0	-39.4	
7779.00	-18.0	V	3.0	44.4	1.0	-61.3	-25.0	-36.3	
10372.00	-15.0	V	3.0	42.7	1.0	-56.7	-25.0	-31.7	
5186.00	-19.7	H	3.0	45.8	1.0	-64.4	-25.0	-39.4	
7779.00	-18.0	H	3.0	44.4	1.0	-61.4	-25.0	-36.4	
10372.00	-15.0	H	3.0	42.7	1.0	-56.7	-25.0	-31.7	
High Ch, 2680MHz									
5360.00	-19.0	V	3.0	45.8	1.0	-63.8	-25.0	-38.8	
8040.00	-18.3	V	3.0	44.2	1.0	-61.5	-25.0	-36.5	
10720.00	-14.7	V	3.0	42.8	1.0	-56.5	-25.0	-31.5	
5360.00	-19.1	H	3.0	45.8	1.0	-63.9	-25.0	-38.9	
8040.00	-18.2	H	3.0	44.2	1.0	-61.4	-25.0	-36.4	
10720.00	-14.8	H	3.0	42.8	1.0	-56.6	-25.0	-31.6	

LTE Band 66

UL Verification Services, Inc. Above 1GHz High Frequency Substitution Measurement											
LTE Band 66 3MHz QPSK		Company: Samsung Project #: 4790136523 Date: 10/28/2021 Test Engineer: 19227 Configuration: EUT / AC Adapter, Y-Position Location: Chamber 1 Mode: LTE_QPSK Band 66 Harmonics, 3MHz Bandwidth Test Voltage: AC 120 V, 60 Hz									
		f MHz	SG reading (dBm)	Ant. Pol. (H/V)	Distance (m)	Preamp (dB)	Filter (dB)	EIRP (dBm)	Limit (dBm)	Delta (dB)	Notes
		Low Ch, 1711.5MHz									
		3423.00	-7.2	V	3.0	45.7	1.0	-52.0	-13.0	-39.0	
		5134.50	-9.2	V	3.0	45.8	1.0	-54.0	-13.0	-41.0	
		6846.00	-5.9	V	3.0	44.9	1.0	-49.8	-13.0	-36.8	
		3423.00	-12.3	H	3.0	45.7	1.0	-57.0	-13.0	-44.0	
		5134.50	-9.1	H	3.0	45.8	1.0	-53.9	-13.0	-40.9	
		6846.00	-6.1	H	3.0	44.9	1.0	-50.0	-13.0	-37.0	
		Mid Ch, 1745MHz									
3490.00	-6.9	V	3.0	45.7	1.0	-51.6	-13.0	-38.6			
5235.00	-8.7	V	3.0	45.8	1.0	-53.5	-13.0	-40.5			
6980.00	-5.5	V	3.0	44.8	1.0	-49.3	-13.0	-36.3			
3490.00	-6.9	H	3.0	45.7	1.0	-51.6	-13.0	-38.6			
5235.00	-8.7	H	3.0	45.8	1.0	-53.5	-13.0	-40.5			
6980.00	-5.6	H	3.0	44.8	1.0	-49.4	-13.0	-36.4			
High Ch, 1778.5MHz											
3557.00	-6.4	V	3.0	45.8	1.0	-51.2	-13.0	-38.2			
5335.50	-8.4	V	3.0	45.8	1.0	-53.2	-13.0	-40.2			
7114.00	-5.4	V	3.0	44.7	1.0	-49.1	-13.0	-36.1			
3557.00	-6.4	H	3.0	45.8	1.0	-51.2	-13.0	-38.2			
5335.50	-8.4	H	3.0	45.8	1.0	-53.2	-13.0	-40.2			
7114.00	-5.5	H	3.0	44.7	1.0	-49.3	-13.0	-36.3			

END OF REPORT