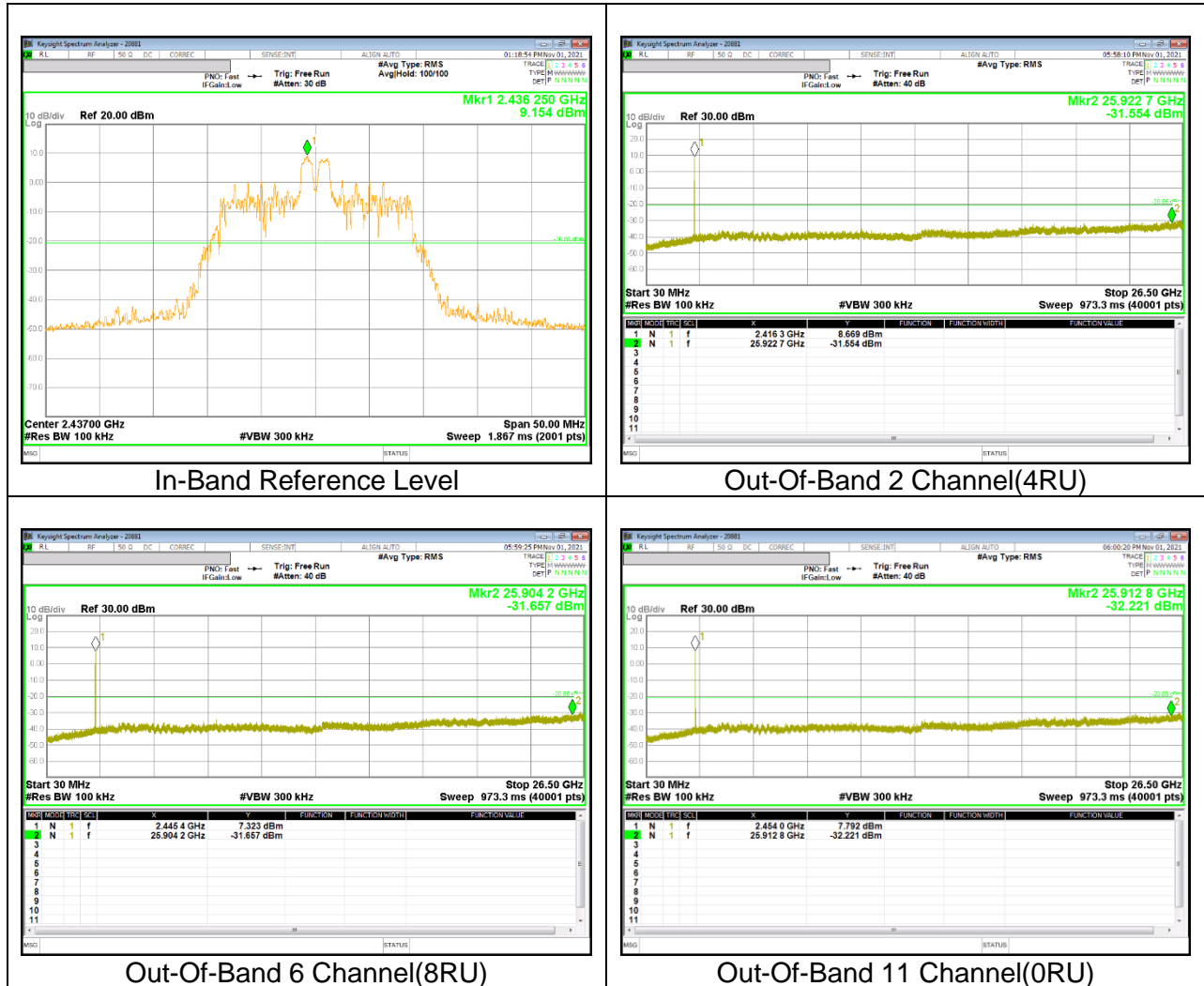
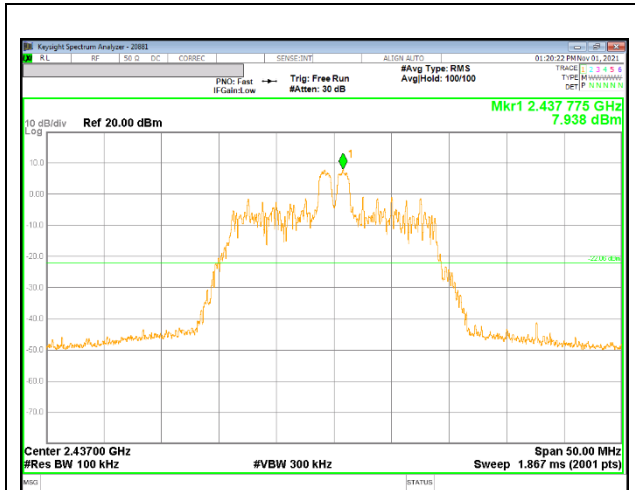


9.5.5. 802.11ax HE20(RU) MODE

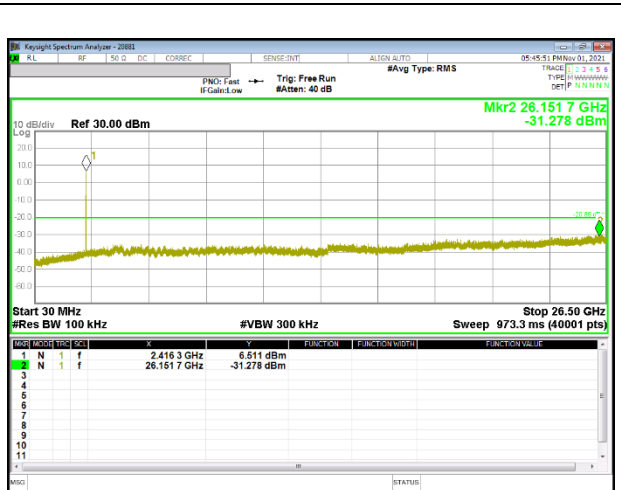
1TX Antenna 1 MODE



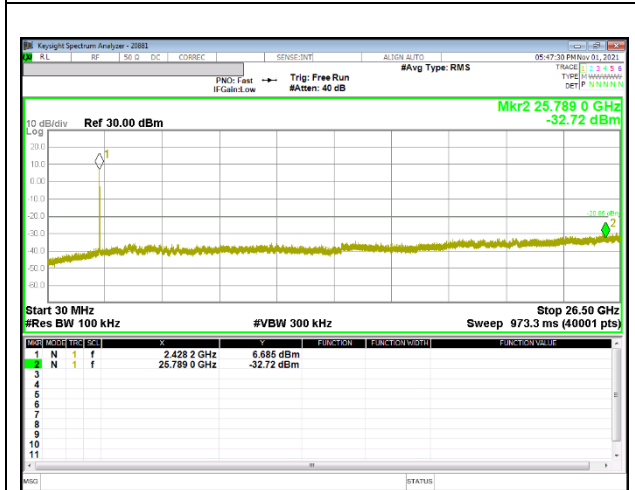
1TX Antenna 2 MODE



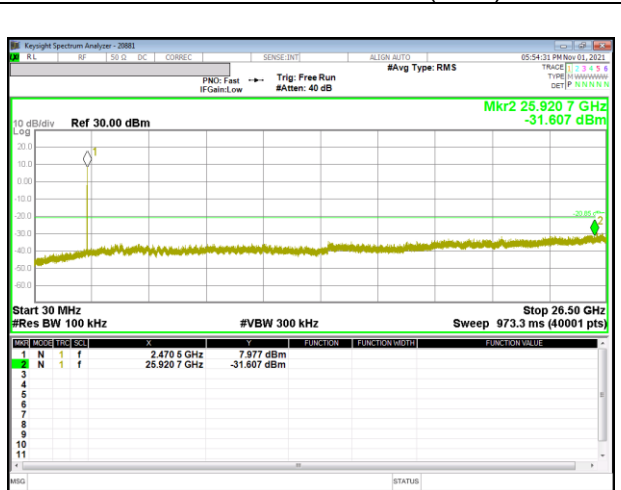
In-Band Reference Level



Out-Of-Band 2 Channel(4RU)



Out-Of-Band 6 Channel(0RU)



Out-Of-Band 11 Channel(8RU)

10. RADIATED TEST RESULTS

LIMITS

FCC §15.205 and §15.209

Limits for radiated disturbance of an intentional radiator		
Frequency range (MHz)	Limits (µV/m)	Measurement Distance (m)
0.009 – 0.490	2400 / F (kHz)	300
0.490 – 1.705	24000 / F (kHz)	30
1.705 – 30.0	30	30
30 – 88	100**	3
88 - 216	150**	3
216 – 960	200**	3
Above 960	500	3

** Except as provided in paragraph (g), fundamental emissions from intentional radiators operating under this section shall not be located in the frequency bands 54-72 MHz, 76-88 MHz, 174-216 MHz or 470-806 MHz. However, operation within these frequency bands is permitted under other sections of this part, e.g. §§ 15.231 and 15.241.

FCC Part 15.205 (a) : Only spurious emissions are permitted in any of the frequency bands listed below :

MHz	MHz	MHz	MHz	GHz	GHz
0.009 ~ 0.110	8.41425 ~ 8.41475	108 ~ 121.94	1300 ~ 1427	4.5 ~ 5.15	14.47 ~ 14.5
0.495 ~ 0.505	12.29 ~ 12.293	123 ~ 138	1435 ~ 1626.5	5.35 ~ 5.46	15.35 ~ 16.2
2.1735 ~ 2.1905	12.51975 ~ 12.52025	149.9 ~ 150.05	1645.5 ~ 1646.5	7.25 ~ 7.75	17.7 ~ 21.4
4.125 ~ 4.128	12.57675 ~ 12.57725	156.52475 ~	1660 ~ 1710	8.025 ~ 8.5	22.01 ~ 23.12
4.17725 ~ 4.17775	13.36 ~ 13.41	156.52525	1718.8 ~ 1722.2	9.0 ~ 9.2	23.6 ~ 24.0
4.20725 ~ 4.20775	16.42 ~ 16.423	156.7 ~ 156.9	2200 ~ 2300	9.3 ~ 9.5	31.2 ~ 31.8
6.215 ~ 6.218	16.69475 ~ 16.69525	162.0125 ~	2310 ~ 2390	10.6 ~ 12.7	36.43 ~ 36.5
6.26775 ~ 6.26825	16.80425 ~ 16.80475	167.17	2483.5 ~ 2500	13.25 ~ 13.4	Above 38.6
6.31175 ~ 6.31225	25.5 ~ 25.67	167.72 ~ 173.2	2655 ~ 2900		
8.291 ~ 8.294	37.5 ~ 38.25	240 ~ 285	3260 ~ 3267		
8.362 ~ 8.366	73 ~ 74.6	322 ~ 335.4	3332 ~ 3339		
8.37625 ~ 8.38675	74.8 ~ 75.2	399.90 ~ 410	3345.8 ~ 3358		
		608 ~ 614	3600 ~ 4400		
		960 ~ 1240			

▪ FCC Part 15.205(b) : The field strength of emissions appearing within these frequency bands shall not exceed the limits shown in §15.209. At frequencies equal to or less than 1000 MHz, compliance with the limits in §15.209 shall be demonstrated using measurement instrumentation employing a CISPR quasi-peak detector. Above 1000 MHz, compliance with the emission limits in §15.209 shall be demonstrated based on the average value of the measured emissions. The provisions in §15.35 apply to these measurements.

TEST PROCEDURE

The EUT is placed on a non-conducting table 80 cm above the ground plane for below 1 GHz and 150 cm for above 1 GHz. The antenna to EUT distance is 3 meters. The EUT is configured in accordance with ANSI C63.10. The EUT is set to transmit in a continuous mode.

For measurements below 1 GHz the resolution bandwidth is set to 100 kHz for peak detection measurements or 120 kHz for quasi-peak detection measurements. Peak detection is used unless otherwise noted as quasi-peak.

For measurements above 1 GHz the resolution bandwidth is set to 1 MHz; the video bandwidth is set to 3 MHz for peak measurements and add duty cycle factor for average measurements. (Restricted bandedge, Final detection of spurious harmonic emissions)

Duty cycle factor = $10\log(1/x)$ For this sample:

802.11b SISO mode = 0 dB (duty cycle > 98%);
802.11g MIMO mode = 0.15 dB (96.54%);
802.11n(HT20) MIMO mode = 0.17 dB (96.25%);
802.11ax(HE20) MIMO SU mode = 0.40 dB (91.17%);
802.11ax(HE20) MIMO 26 Tone mode = 0.10 dB (97.75%).

Pre-scans to detect harmonic and spurious emissions, the resolution bandwidth is set to 1 MHz; the video bandwidth is set to 30 kHz for peak measurements.

The spectrum from 1 GHz to 26 GHz is investigated with the transmitter set to the lowest, middle, and highest channels in each applicable band.
(From 30MHz to 1GHz, test was performed with the EUT set to transmit at the channel with highest output power)

The frequency range of interest is monitored at a fixed antenna height and EUT azimuth. The EUT is rotated through 360 degrees to maximize emissions received. The antenna is scanned from 1 to 4 meters above the ground plane to further maximize the emission. Measurements are made with the antenna polarized in both the vertical and the horizontal positions.

Note : Emission was pre-scanned from 9 kHz to 30 MHz; No emissions were detected which was at least 20dB below the specification limit (consider distance correction factor).
Per FCC part 15.31(o), test results were not reported.

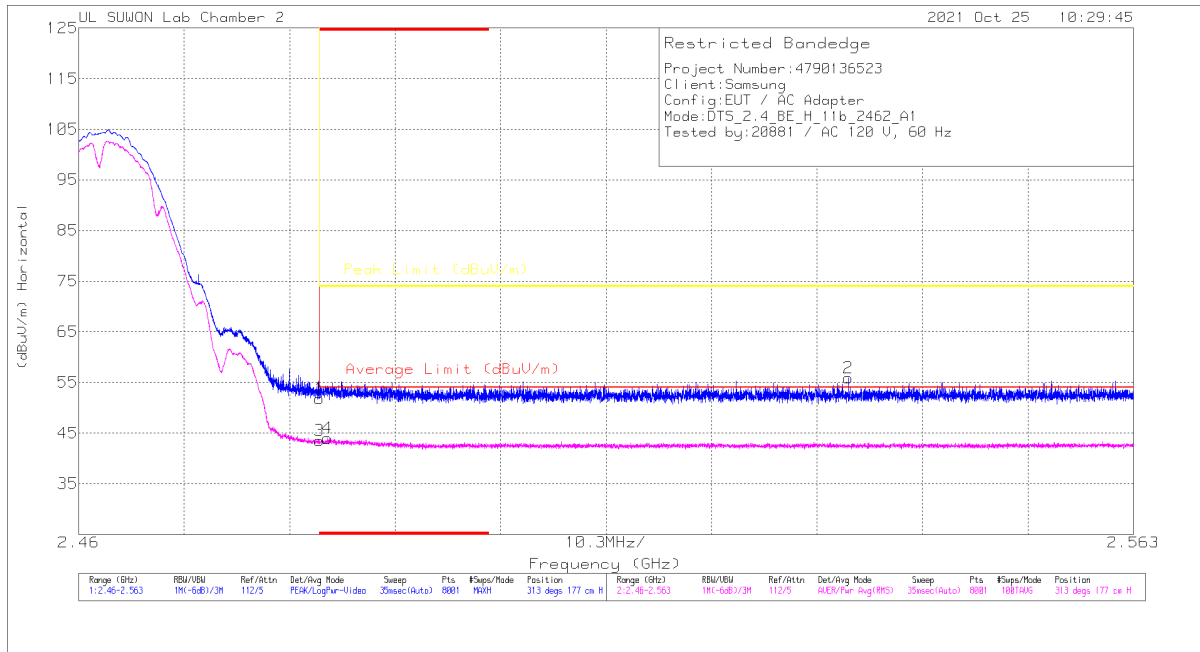
Although these tests were performed other than open area test site, adequate comparison measurements were confirmed against 30 m open are test site.
Therefore sufficient tests were made to demonstrate that the alternative site produces results that correlate with the one of tests made in an open field based on KDB 414788.

10.1. TRANSMITTER ABOVE 1 GHz

10.1.1. TX ABOVE 1 GHz 802.11b MODE IN THE 2.4 GHz BAND

BANDEDGE(ANT1 WORST CASE: 11 CHANNEL)

HORIZONTAL RESULT



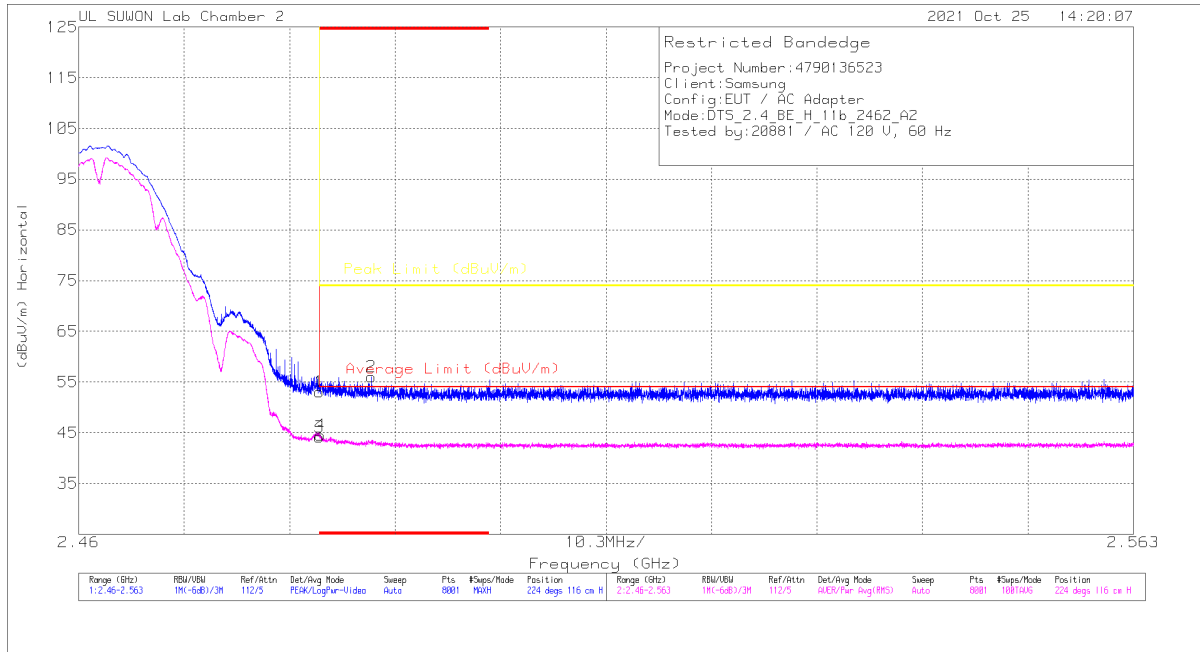
Trace Markers

Marker	Frequency (GHz)	Meter Reading (dBuV)	Det	3117_00168724	10dB_ATT[dB]	DC Corr [dB]	Corrected Reading (dBuV/m)	Average Limit (dBuV/m)	Margin (dB)	Peak Limit (dBuV/m)	PK Margin (dB)	Azimuth (Degs)	Height (cm)	Polarity
1	* 2.48351	40.25	PK	32	-20.4	0	51.85	-	-	74	-22.15	313	177	H
2	2.53514	44.18	PK	32.1	-20.4	0	55.88	-	-	74	-18.12	313	177	H
3	* 2.48351	31.94	RMS	32	-20.4	0	43.54	54	-10.46	-	-	313	177	H
4	* 2.48431	32.36	RMS	32	-20.4	0	43.96	54	-10.04	-	-	313	177	H

* - indicates frequency in CFR47 Pt 15 / IC RSS-Restricted Band
 PK - Peak detector
 RMS - RMS detection

BANDEDGE(ANT2 WORST CASE: 11 CHANNEL)

HORIZONTAL RESULT



Trace Markers

Marker	Frequency (GHz)	Meter Reading (dBu/m)	Det	3117_00168724	10dB_ATT[dB]	DC Corr (dB)	Corrected Reading (dBu/m)	Average Limit (dBu/m)	Margin (dB)	Peak Limit (dBu/m)	PK Margin (dB)	Azimuth (Degs)	Height (cm)	Polarity
1	* 2.48351	41.49	PK	32	-20.4	0	53.09	-	-	74	-20.91	224	116	H
2	* 2.4886	44.27	PK	32.1	-20.4	0	55.97	-	-	74	-18.03	224	116	H
3	* 2.48351	32.59	RMS	32	-20.4	0	44.19	54	-9.81	-	-	224	116	H
4	* 2.48359	32.9	RMS	32	-20.4	0	44.5	54	-9.5	-	-	224	116	H

* - indicates frequency in CFR47 Pt 15 / IC RSS-Restricted Band
 PK - Peak detector
 RMS - RMS detection

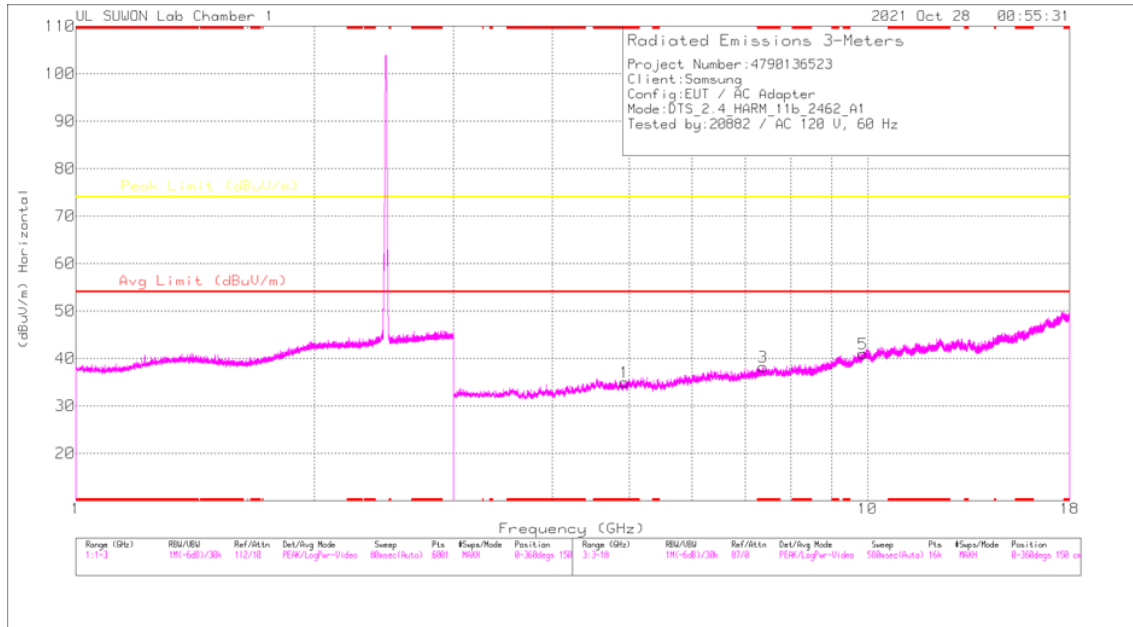
BANEDGE TEST DATA

Freq. [MHz]	Antenna	Frequency [GHz]	Reading [dBuV]	Detector Mode	ANT Factor	Loss [dB]	DC Corr [dB]	Result [dBuV/m]	AV Limit [dBuV/m]	AV Margin [dB]	PK Limit [dBuV/m]	PK Margin [dB]	Azimuth [Degs]	Height [cm]	Polarity
2412	ANT1	* 2.39	41.49	Pk	31.90	-20.60	0.00	52.79	-	-	74.00	-21.21	316	135	H
		* 2.38366	44.44	Pk	31.90	-20.60	0.00	55.74	-	-	74.00	-18.26	316	135	H
		* 2.39	31.68	RMS	31.90	-20.60	0.00	42.98	54.00	-11.02	-	-	316	135	H
		* 2.38821	31.93	RMS	31.90	-20.60	0.00	43.23	54.00	-10.77	-	-	316	135	H
		* 2.39	41.49	Pk	31.90	-20.60	0.00	52.79	-	-	74.00	-21.21	213	358	V
		* 2.38673	43.42	Pk	31.90	-20.60	0.00	54.72	-	-	74.00	-19.28	213	358	V
		* 2.39	31.15	RMS	31.90	-20.60	0.00	42.45	54.00	-11.55	-	-	213	358	V
		* 2.38752	31.57	RMS	31.90	-20.60	0.00	42.87	54.00	-11.13	-	-	213	358	V
		* 2.48351	40.25	Pk	32.00	-20.40	0.00	51.85	-	-	74.00	-22.15	313	177	H
		2.535	44.18	Pk	32.10	-20.40	0.00	55.88	-	-	74.00	-18.12	313	177	H
2462	ANT1	* 2.48351	31.94	RMS	32.00	-20.40	0.00	43.54	54.00	-10.46	-	-	313	177	H
		* 2.48431	32.36	RMS	32.00	-20.40	0.00	43.96	54.00	-10.04	-	-	313	177	H
		* 2.48351	42.13	Pk	32.00	-20.40	0.00	53.73	-	-	74.00	-20.27	246	375	V
		2.527	43.99	Pk	32.10	-20.40	0.00	55.69	-	-	74.00	-18.31	246	375	V
		* 2.48351	31.47	RMS	32.00	-20.40	0.00	43.07	54.00	-10.93	-	-	246	375	V
		* 2.48401	31.76	RMS	32.00	-20.40	0.00	43.36	54.00	-10.64	-	-	246	375	V
		* 2.48351	40.56	Pk	32.00	-20.40	0.00	52.16	-	-	74.00	-21.84	327	109	H
		2.534	43.66	Pk	32.10	-20.30	0.00	55.46	-	-	74.00	-18.54	327	109	H
		* 2.48351	31.05	RMS	32.00	-20.40	0.00	42.65	54.00	-11.35	-	-	327	109	H
		2.551	31.36	RMS	32.20	-20.30	0.00	43.26	54.00	-10.74	-	-	327	109	H
2467	ANT1	* 2.48351	39.79	Pk	32.00	-20.40	0.00	51.39	-	-	74.00	-22.61	231	337	V
		* 2.49075	43.51	Pk	32.10	-20.30	0.00	55.31	-	-	74.00	-18.69	231	337	V
		* 2.48351	30.85	RMS	32.00	-20.40	0.00	42.45	54.00	-11.55	-	-	231	337	V
		2.503	31.48	RMS	32.10	-20.40	0.00	43.18	54.00	-10.82	-	-	231	337	V
		* 2.48351	41.40	Pk	32.00	-20.40	0.00	53.00	-	-	74.00	-21.00	329	116	H
		2.545	44.96	Pk	32.10	-20.40	0.00	56.66	-	-	74.00	-17.34	329	116	H
		* 2.48351	30.90	RMS	32.00	-20.40	0.00	42.50	54.00	-11.50	-	-	329	116	H
		2.540	31.49	RMS	32.10	-20.30	0.00	43.29	54.00	-10.71	-	-	329	116	H
		* 2.48351	42.11	Pk	32.00	-20.40	0.00	53.71	-	-	74.00	-20.29	255	375	V
		2.503	43.93	Pk	32.10	-20.30	0.00	55.73	-	-	74.00	-18.27	255	375	V
2472	ANT1	* 2.48351	31.11	RMS	32.00	-20.40	0.00	42.71	54.00	-11.29	-	-	255	375	V
		2.521	31.41	RMS	32.10	-20.30	0.00	43.21	54.00	-10.79	-	-	255	375	V

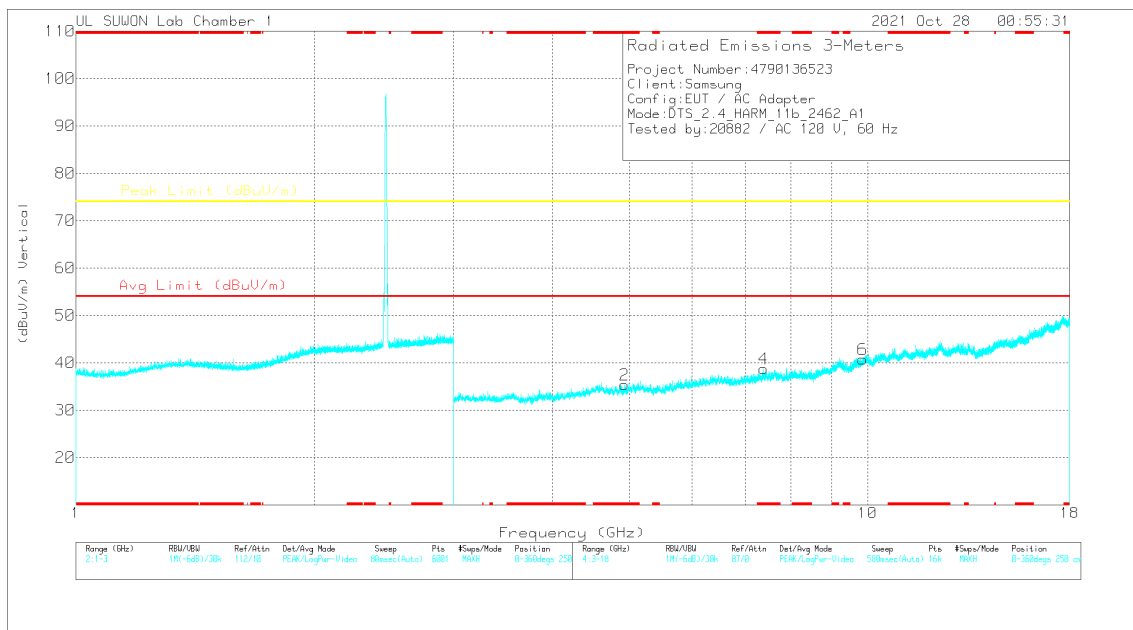
Freq. [MHz]	Antenna	Frequency [GHz]	Reading [dBuV]	Detector Mode	ANT Factor	Loss [dB]	DC Corr [dB]	Result [dBuV/m]	AV Limit [dBuV/m]	AV Margin [dB]	PK Limit [dBuV/m]	PK Margin [dB]	Azimuth [Degs]	Height [cm]	Polarity
2412	ANT2	* 2.39	40.81	Pk	31.90	-20.60	0.00	52.11	-	-	74.00	-21.89	220	123	H
		* 2.39067	43.76	Pk	31.80	-20.70	0.00	54.86	-	-	74.00	-19.14	220	123	H
		* 2.39	30.93	RMS	31.90	-20.60	0.00	42.23	54.00	-11.77	-	-	220	123	H
		* 2.35279	31.76	RMS	31.80	-20.60	0.00	42.96	54.00	-11.04	-	-	220	123	H
		* 2.39	41.15	Pk	31.90	-20.60	0.00	52.45	-	-	74.00	-21.55	187	376	V
		* 2.38577	43.71	Pk	31.90	-20.60	0.00	55.01	-	-	74.00	-18.99	187	376	V
		* 2.39	30.49	RMS	31.90	-20.60	0.00	41.79	54.00	-12.21	-	-	187	376	V
		* 2.38926	31.43	RMS	31.90	-20.60	0.00	42.73	54.00	-11.27	-	-	187	376	V
		* 2.48351	41.49	Pk	32.00	-20.40	0.00	53.09	-	-	74.00	-20.91	224	116	H
		* 2.4886	44.27	Pk	32.10	-20.40	0.00	55.97	-	-	74.00	-18.03	224	116	H
2462	ANT2	* 2.48351	32.59	RMS	32.00	-20.40	0.00	44.19	54.00	-9.81	-	-	224	116	H
		* 2.48359	32.90	RMS	32.00	-20.40	0.00	44.50	54.00	-9.50	-	-	224	116	H
		* 2.48351	40.51	Pk	32.00	-20.40	0.00	52.11	-	-	74.00	-21.89	242	100	V
		2.515	43.99	Pk	32.10	-20.40	0.00	55.69	-	-	74.00	-18.31	242	100	V
		* 2.48351	30.68	RMS	32.00	-20.40	0.00	42.28	54.00	-11.72	-	-	242	100	V
		2.559	31.41	RMS	32.20	-20.30	0.00	43.31	54.00	-10.69	-	-	242	100	V
		* 2.48351	41.21	Pk	32.00	-20.40	0.00	52.81	-	-	74.00	-21.19	235	130	H
		2.540	44.07	Pk	32.10	-20.30	0.00	55.87	-	-	74.00	-18.13	235	130	H
		* 2.48351	31.03	RMS	32.00	-20.40	0.00	42.63	54.00	-11.37	-	-	235	130	H
		2.526	31.58	RMS	32.10	-20.30	0.00	43.38	54.00	-10.62	-	-	235	130	H
2467	ANT2	* 2.48351	40.68	Pk	32.00	-20.40	0.00	52.28	-	-	74.00	-21.72	248	100	V
		2.503	43.65	Pk	32.10	-20.40	0.00	55.35	-	-	74.00	-18.65	248	100	V
		* 2.48351	31.19	RMS	32.00	-20.40	0.00	42.79	54.00	-11.21	-	-	248	100	V
		2.516	31.59	RMS	32.10	-20.40	0.00	43.29	54.00	-10.71	-	-	248	100	V
		* 2.48351	40.48	Pk	32.00	-20.40	0.00	52.08	-	-	74.00	-21.92	229	130	H
		2.526	44.19	Pk	32.10	-20.40	0.00	55.89	-	-	74.00	-18.11	229	130	H
		* 2.48351	30.75	RMS	32.00	-20.40	0.00	42.35	54.00	-11.65	-	-	229	130	H
		* 2.49745	31.37	RMS	32.10	-20.30	0.00	43.17	54.00	-10.83	-	-	229	130	H
		* 2.48351	41.10	Pk	32.00	-20.40	0.00	52.70	-	-	74.00	-21.30	244	100	V
		* 2.49348	43.53	Pk	32.10	-20.40	0.00	55.23	-	-	74.00	-18.77	244	100	V
2472	ANT2	* 2.48351	30.85	RMS	32.00	-20.40	0.00	42.45	54.00	-11.55	-	-	244	100	V
		2.504	31.49	RMS	32.10	-20.40	0.00	43.19	54.00	-10.81	-	-	244	100	V

Note1. Pk - Peak detector, RMS - RMS detector
 Note2. * - indicates frequency in CFR47 Pt 15 / IC RSS-Restricted Band

HARMONICS AND SPURIOUS EMISSIONS (ANT1 WORST CASE: 11 CHANNEL) RESULTS



HORIZONTAL



VERTICAL

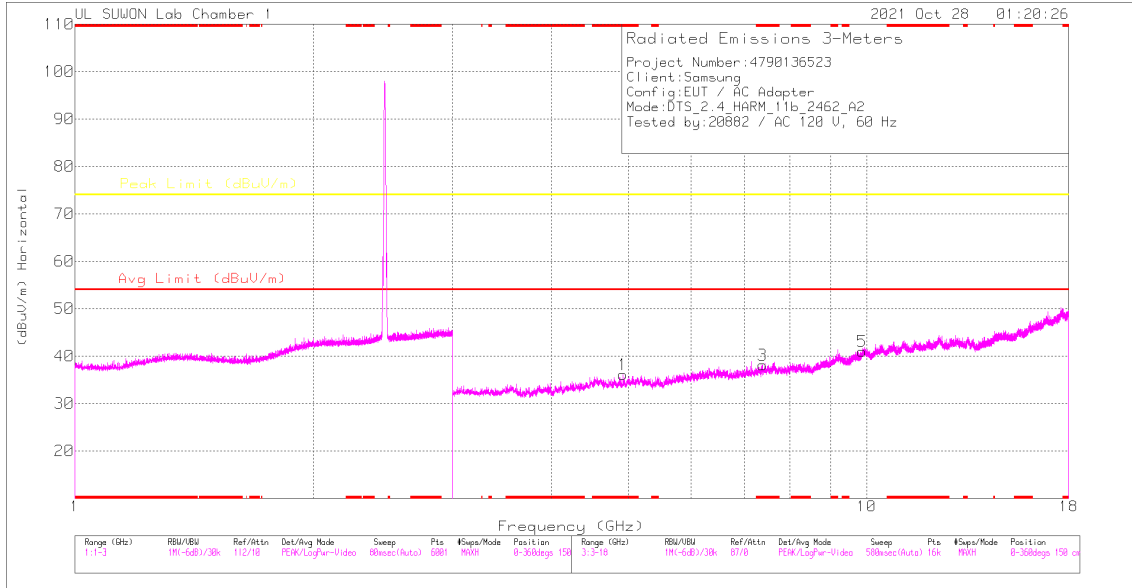
Note: Emission was scanned up to 26GHz; No emissions were detected above the noise floor which was at least 20dB below the specification limit.

Radiated Emissions

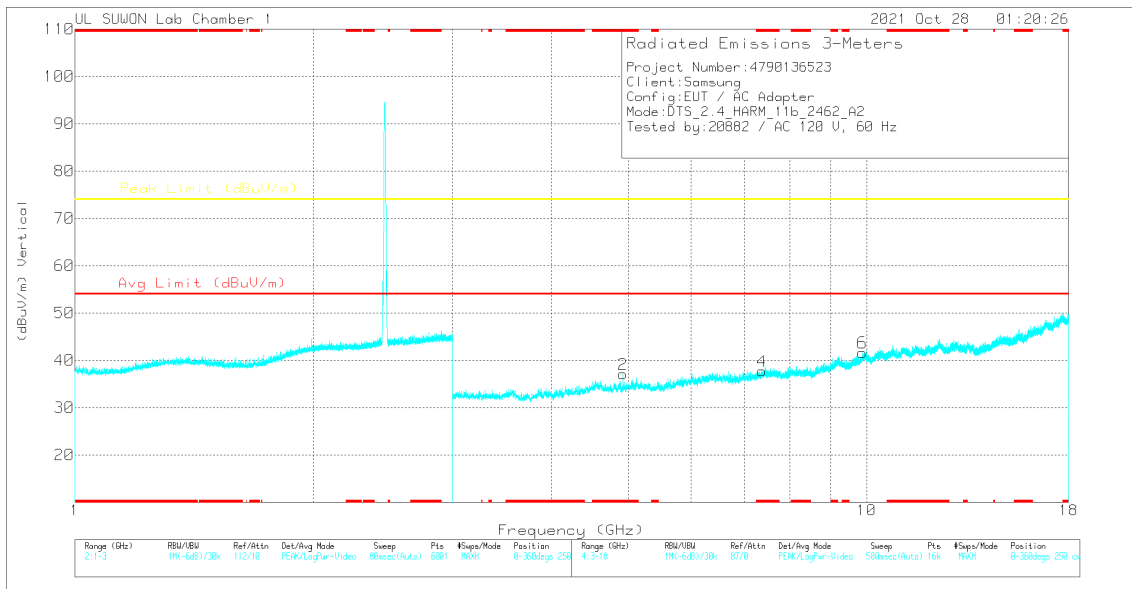
Frequency (GHz)	Meter Reading (dBuV)	Det	3117_00168717	3GHz_HP[dB]	DC Corr (dB)	Corrected Reading (dBuV/m)	Avg Limit (dBuV/m)	Margin (dB)	Peak Limit (dBuV/m)	Margin (dB)	Azimuth (Degs)	Height (cm)	Polarity
* 4.93595	41.18	PK2	34.1	-31.5	0	43.78	-	-	74	-30.22	0	100	H
* 4.92416	41.63	PK2	34.1	-31.4	0	44.33	-	-	74	-29.67	0	100	V
* 7.38726	38.06	PK2	35.8	-26.8	0	47.06	-	-	74	-26.94	0	100	H
7.84689	37	PK2	35.9	-26.5	0	46.4	-	-	74	-27.6	0	100	V
9.8461	34.42	PK2	37.6	-22.8	0	49.22	-	-	74	-24.78	0	100	H
9.8474	34.84	PK2	37.6	-22.8	0	49.64	-	-	74	-24.36	0	100	V

* - indicates frequency in CFR47 Pt 15 / IC RSS-Restricted Band
 PK2 - KDB558074 Method: Maximum Peak

HARMONICS AND SPURIOUS EMISSIONS (ANT2 WORST CASE: 11 CHANNEL) RESULTS



HORIZONTAL



VERTICAL

Note: Emission was scanned up to 26GHz; No emissions were detected above the noise floor which was at least 20dB below the specification limit.

Radiated Emissions

Frequency (GHz)	Meter Reading (dBuV)	Det	3117_0016871_7	3GHz_HP[dB]	DC Corr (dB)	Corrected Reading (dBuV/m)	Avg Limit (dBuV/m)	Margin (dB)	Peak Limit (dBuV/m)	Margin (dB)	Azimuth (Degs)	Height (cm)	Polarity
* 4.92395	41.44	PK2	34.1	-31.4	0	44.14	-	-	74	-29.86	244	124	H
* 4.92403	32.11	MAv1	34.1	-31.4	0	34.81	54	-19.19	-	-	244	124	H
* 4.92399	43.13	PK2	34.1	-31.4	0	45.83	-	-	74	-28.17	174	109	V
* 4.92401	35.23	MAv1	34.1	-31.4	0	37.93	54	-16.07	-	-	174	109	V
* 7.38851	37.36	PK2	35.8	-26.8	0	46.36	-	-	74	-27.64	0	100	H
* 7.3803	37.77	PK2	35.8	-26.7	0	46.87	-	-	74	-27.13	0	100	V
9.84926	34.26	PK2	37.6	-22.8	0	49.06	-	-	74	-24.94	0	100	H
9.8403	35.42	PK2	37.6	-22.9	0	50.12	-	-	74	-23.88	0	100	V

* - indicates frequency in CFR47 Pt 15 / IC RSS-Restricted Band
 PK2 - KDB558074 Method: Maximum Peak
 MAv1 - KDB558074 Option 1 Maximum RMS Average

HARMONICS AND SPURIOUS EMISSIONS TEST DATA

Freq. [MHz]	Antenna	Frequency [GHz]	Reading [dBuV]	Detector Mode	ANT Factor	Loss [dB]	DC Corr [dB]	Result [dBuV/m]	AV Limit [dBuV/m]	AV Margin [dB]	PK Limit [dBuV/m]	PK Margin [dB]	Azimuth [Degs]	Height [cm]	Polarity
2412	ANT1	* 4.82427	40.89	PK2	34.10	-31.20	0.00	43.79	-	-	74.00	-30.21	360	100	H
		* 4.81992	40.57	PK2	34.10	-31.20	0.00	43.47	-	-	74.00	-30.53	100	100	V
		7.235	40.65	PK2	35.80	-27.40	0.00	49.05	-	-	74.00	-24.95	152	118	H
		7.235	40.33	PK2	35.80	-27.40	0.00	48.73	-	-	74.00	-25.27	158	100	V
		9.669	34.40	PK2	37.30	-23.10	0.00	48.60	-	-	74.00	-25.40	360	100	H
		9.675	34.28	PK2	37.30	-23.20	0.00	48.38	-	-	74.00	-25.62	100	100	V
2437	ANT1	* 4.87518	41.28	PK2	34.10	-31.30	0.00	44.08	-	-	74.00	-29.92	0	100	H
		* 4.87369	41.80	PK2	34.10	-31.30	0.00	44.60	-	-	74.00	-29.40	0	100	V
		* 7.31086	38.25	PK2	35.80	-27.20	0.00	46.85	-	-	74.00	-27.15	0	100	H
		* 7.31171	38.46	PK2	35.80	-27.20	0.00	47.06	-	-	74.00	-26.94	0	100	V
		9.748	34.49	PK2	37.40	-23.50	0.00	48.39	-	-	74.00	-25.61	0	100	H
		9.748	35.04	PK2	37.40	-23.50	0.00	48.94	-	-	74.00	-25.06	0	100	V
2462	ANT1	* 4.93595	41.18	PK2	34.10	-31.50	0.00	43.78	-	-	74.00	-30.22	0	100	H
		* 4.92416	41.63	PK2	34.10	-31.40	0.00	44.33	-	-	74.00	-29.67	0	100	V
		* 7.38726	38.06	PK2	35.80	-26.80	0.00	47.06	-	-	74.00	-26.94	0	100	H
		7.847	37.00	PK2	35.90	-26.50	0.00	46.40	-	-	74.00	-27.60	0	100	V
		9.846	34.42	PK2	37.60	-22.80	0.00	49.22	-	-	74.00	-24.78	0	100	H
		9.847	34.84	PK2	37.60	-22.80	0.00	49.64	-	-	74.00	-24.36	0	100	V

Freq. [MHz]	Antenna	Frequency [GHz]	Reading [dBuV]	Detector Mode	ANT Factor	Loss [dB]	DC Corr [dB]	Result [dBuV/m]	AV Limit [dBuV/m]	AV Margin [dB]	PK Limit [dBuV/m]	PK Margin [dB]	Azimuth [Degs]	Height [cm]	Polarity
2412	ANT2	* 4.79713	41.00	PK2	34.10	-31.20	0.00	43.90	-	-	74.00	-30.10	0	100	H
		* 4.82481	40.98	PK2	34.10	-31.20	0.00	43.88	-	-	74.00	-30.12	0	100	V
		7.235	37.51	PK2	35.80	-27.40	0.00	45.91	-	-	74.00	-28.09	0	100	H
		7.234	38.36	PK2	35.80	-27.40	0.00	46.76	-	-	74.00	-27.24	0	100	V
		9.649	34.24	PK2	37.20	-23.00	0.00	48.44	-	-	74.00	-25.56	0	100	H
		9.649	34.45	PK2	37.20	-23.00	0.00	48.65	-	-	74.00	-25.35	0	100	V
2437	ANT2	* 4.86599	41.18	PK2	34.10	-31.30	0.00	43.98	-	-	74.00	-30.02	0	100	H
		* 4.87467	42.01	PK2	34.10	-31.30	0.00	44.81	-	-	74.00	-29.19	0	100	V
		* 7.30948	37.71	PK2	35.80	-27.20	0.00	46.31	-	-	74.00	-27.69	0	100	H
		* 7.31133	38.08	PK2	35.80	-27.20	0.00	46.68	-	-	74.00	-27.32	0	100	V
		9.748	35.05	PK2	37.40	-23.50	0.00	48.95	-	-	74.00	-25.05	0	100	H
		9.750	35.20	PK2	37.40	-23.50	0.00	49.10	-	-	74.00	-24.90	0	100	V
2462	ANT2	* 4.92395	41.44	PK2	34.10	-31.40	0.00	44.14	-	-	74.00	-29.86	244	124	H
		* 4.92403	32.11	MAV1	34.10	-31.40	0.00	34.81	54.00	-19.19	-	-	244	124	H
		* 4.92399	43.13	PK2	34.10	-31.40	0.00	45.83	-	-	74.00	-28.17	174	109	V
		* 4.92401	35.23	MAV1	34.10	-31.40	0.00	37.93	54.00	-16.07	-	-	174	109	V
		* 7.38851	37.36	PK2	35.80	-26.80	0.00	46.36	-	-	74.00	-27.64	0	100	H
		* 7.3803	37.77	PK2	35.80	-26.70	0.00	46.87	-	-	74.00	-27.13	0	100	V
		9.849	34.26	PK2	37.60	-22.80	0.00	49.06	-	-	74.00	-24.94	0	100	H
		9.840	35.42	PK2	37.60	-22.90	0.00	50.12	-	-	74.00	-23.88	0	100	V

Note1. PK2 - KDB558074 Method: Maximum Peak / MAV1 - KDB558074 Option 1 Maximum RMS Average

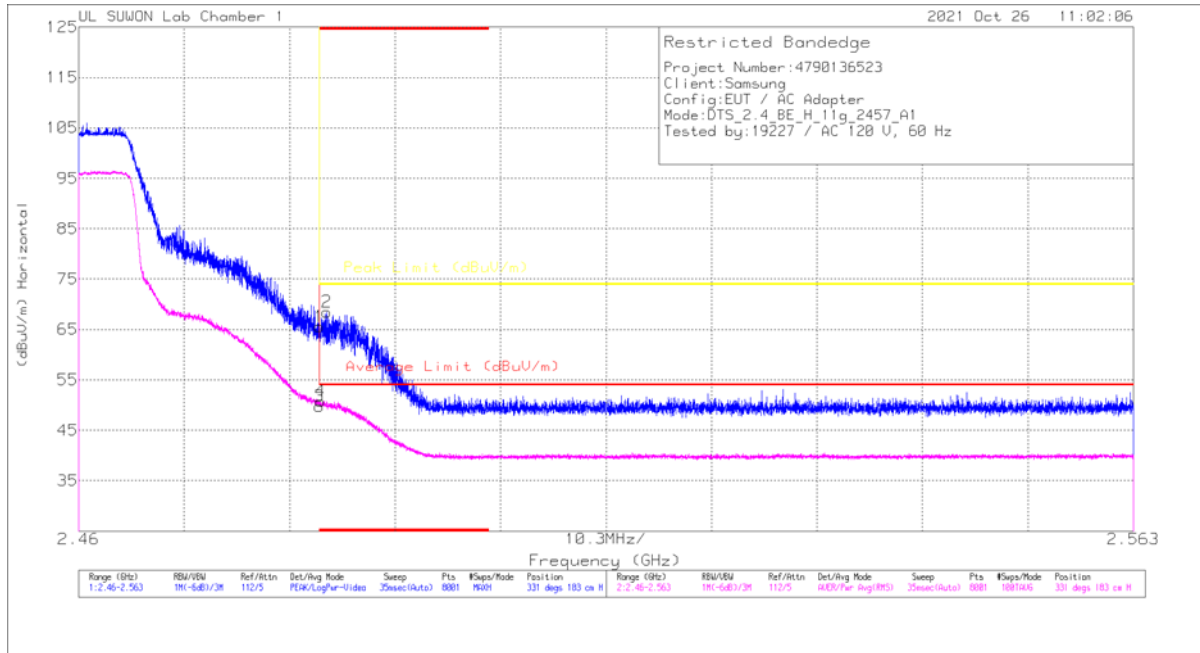
Note2. * - indicates frequency in CFR47 Pt 15 / IC RSS-Restricted Band

10.1.2. TX ABOVE 1 GHz 802.11g MODE IN THE 2.4 GHz BAND

1TX Antenna 1

BANDEDGE (WORST CASE: 10 CHANNEL)

HORIZONTAL RESULT



Trace Markers

Marker	Frequency (GHz)	Meter Reading (dBuV)	Det	3117_00168717	10dB_ATT(dB)	DC Corr (dB)	Corrected Reading (dBuV/m)	Average Limit (dBuV/m)	Margin (dB)	Peak Limit (dBuV/m)	PK Margin (dB)	Azimuth (Degs)	Height (cm)	Polarity
1	* 2.48351	58.72	Pk	32	-25.1	0	65.62	-	-	74	-8.38	331	183	H
2	* 2.48424	61.61	Pk	32	-25.1	0	68.51	-	-	74	-5.49	331	183	H
3	* 2.48351	42.7	RMS	32	-25.1	15	49.75	54	-4.25	-	-	331	183	H
4	* 2.48363	43.72	RMS	32	-25.1	15	50.77	54	-3.23	-	-	331	183	H

* - indicates frequency in CFR47 Pt 15 / IC RSS-Restricted Band
 PK - Peak detector
 RMS - RMS detection

BANDEGE TEST DATA

Freq. [MHz]	Antenna	Frequency [GHz]	Reading [dBuV]	Detector Mode	ANT Factor	Loss [dB]	DC Corr [dB]	Result [dBuV/m]	AV Limit [dBuV/m]	AV Margin [dB]	PK Limit [dBuV/m]	PK Margin [dB]	Azimuth [Degs]	Height [cm]	Polarity	
2412	ANT1	* 2.39	51.02	Pk	31.90	-20.60	0.00	62.32	-	-	74.00	-11.68	331	118	H	
		* 2.38966	53.92	Pk	31.90	-20.60	0.00	65.22	-	-	74.00	-8.78	331	118	H	
		* 2.39	38.65	RMS	31.90	-20.60	0.15	50.10	54.00	-3.90	-	-	-	331	118	H
		* 2.38998	39.13	RMS	31.90	-20.60	0.15	50.58	54.00	-3.42	-	-	-	331	118	H
		* 2.39	47.01	Pk	31.90	-20.60	0.00	58.31	-	-	74.00	-15.69	-	247	398	V
		* 2.38991	50.57	Pk	31.90	-20.60	0.00	61.87	-	-	74.00	-12.13	-	247	398	V
		* 2.39	35.27	RMS	31.90	-20.60	0.15	46.72	54.00	-7.28	-	-	-	247	398	V
		* 2.38984	36.03	RMS	31.90	-20.60	0.15	47.48	54.00	-6.52	-	-	-	247	398	V
2417	ANT1	* 2.39	48.96	Pk	31.90	-20.60	0.00	60.26	-	-	74.00	-13.74	323	141	H	
		* 2.38913	52.93	Pk	31.90	-20.60	0.00	64.23	-	-	74.00	-9.77	-	323	141	H
		* 2.39	37.34	RMS	31.90	-20.60	0.15	48.79	54.00	-5.21	-	-	-	323	141	H
		* 2.38968	37.41	RMS	31.90	-20.60	0.15	48.86	54.00	-5.14	-	-	-	323	141	H
		* 2.39	43.48	Pk	31.90	-20.60	0.00	54.78	-	-	74.00	-19.22	-	227	313	V
		* 2.38917	47.18	Pk	31.90	-20.60	0.00	58.48	-	-	74.00	-15.52	-	227	313	V
		* 2.39	33.44	RMS	31.90	-20.60	0.15	44.89	54.00	-9.11	-	-	-	227	313	V
		* 2.38947	33.81	RMS	31.90	-20.60	0.15	45.26	54.00	-8.74	-	-	-	227	313	V
2457	ANT1	* 2.48351	58.72	Pk	32.00	-25.10	0.00	65.62	-	-	74.00	-8.38	331	183	H	
		* 2.48424	61.61	Pk	32.00	-25.10	0.00	68.51	-	-	74.00	-5.49	-	331	183	H
		* 2.48351	42.70	RMS	32.00	-25.10	0.15	49.75	54.00	-4.25	-	-	-	331	183	H
		* 2.48363	43.72	RMS	32.00	-25.10	0.15	50.77	54.00	-3.23	-	-	-	331	183	H
		* 2.48351	51.75	Pk	32.00	-25.10	0.00	58.65	-	-	74.00	-15.35	-	267	381	V
		* 2.48414	58.10	Pk	32.00	-25.10	0.00	65.00	-	-	74.00	-9.00	-	267	381	V
		* 2.48351	39.57	RMS	32.00	-25.10	0.15	46.62	54.00	-7.38	-	-	-	267	381	V
		* 2.48359	40.45	RMS	32.00	-25.10	0.15	47.50	54.00	-6.50	-	-	-	267	381	V
2462	ANT1	* 2.48351	58.48	Pk	32.00	-25.10	0.00	65.38	-	-	74.00	-8.62	317	291	H	
		* 2.48359	62.57	Pk	32.00	-25.10	0.00	69.47	-	-	74.00	-4.53	-	317	291	H
		* 2.48351	43.19	RMS	32.00	-25.10	0.15	50.24	54.00	-3.76	-	-	-	317	291	H
		* 2.48354	43.41	RMS	32.00	-25.10	0.15	50.46	54.00	-3.54	-	-	-	317	291	H
		* 2.48351	56.82	Pk	32.00	-25.10	0.00	63.72	-	-	74.00	-10.28	-	232	384	V
		* 2.48365	59.33	Pk	32.00	-25.10	0.00	66.23	-	-	74.00	-7.77	-	232	384	V
		* 2.48351	40.64	RMS	32.00	-25.10	0.15	47.69	54.00	-6.31	-	-	-	232	384	V
		* 2.48374	40.37	RMS	32.00	-25.10	0.15	47.42	54.00	-6.58	-	-	-	232	384	V
2467	ANT1	* 2.48351	44.51	Pk	32.00	-25.10	0.00	51.41	-	-	74.00	-22.59	319	117	H	
		* 2.48878	47.85	Pk	32.00	-25.00	0.00	54.85	-	-	74.00	-19.15	-	319	117	H
		* 2.48351	34.56	RMS	32.00	-25.10	0.15	41.61	54.00	-12.39	-	-	-	319	117	H
		* 2.48387	35.01	RMS	32.00	-25.10	0.15	42.06	54.00	-11.94	-	-	-	319	117	H
		* 2.48351	43.89	Pk	32.00	-25.10	0.00	50.79	-	-	74.00	-23.21	-	265	378	V
		* 2.531	45.40	Pk	32.00	-24.90	0.00	52.50	-	-	74.00	-21.50	-	265	378	V
		* 2.48351	34.04	RMS	32.00	-25.10	0.15	41.09	54.00	-12.91	-	-	-	265	378	V
		* 2.48472	34.12	RMS	32.00	-25.10	0.15	41.17	54.00	-12.83	-	-	-	265	378	V
2472	ANT1	* 2.48351	51.27	Pk	32.00	-25.10	0.00	58.17	-	-	74.00	-15.83	318	293	H	
		* 2.4836	51.11	Pk	32.00	-25.10	0.00	58.01	-	-	74.00	-15.99	-	318	293	H
		* 2.48351	36.19	RMS	32.00	-25.10	0.15	43.24	54.00	-10.76	-	-	-	318	293	H
		* 2.48352	36.53	RMS	32.00	-25.10	0.15	43.58	54.00	-10.42	-	-	-	318	293	H
		* 2.48351	49.40	Pk	32.00	-25.10	0.00	56.30	-	-	74.00	-17.70	-	232	383	V
		* 2.48365	48.80	Pk	32.00	-25.10	0.00	55.70	-	-	74.00	-18.30	-	232	383	V
		* 2.48351	35.29	RMS	32.00	-25.10	0.15	42.34	54.00	-11.66	-	-	-	232	383	V
		* 2.48352	35.37	RMS	32.00	-25.10	0.15	42.42	54.00	-11.58	-	-	-	232	383	V

Note1. Pk - Peak detector, RMS - RMS detector
 Note2. * - indicates frequency in CFR47 Pt 15 / IC RSS-Restricted Band

Freq. [MHz]	Antenna	Frequency [GHz]	Reading [dBuV]	Detector Mode	ANT Factor	Loss [dB]	DC Corr [dB]	Result [dBuV/m]	AV Limit [dBuV/m]	AV Margin [dB]	PK Limit [dBuV/m]	PK Margin [dB]	Azimuth [Degs]	Height [cm]	Polarity	
2412	ANT2	* 2.39	47.70	Pk	31.80	-25.30	0.00	54.20	-	-	74.00	-19.80	234	124	H	
		* 2.38994	52.23	Pk	31.80	-25.30	0.00	58.73	-	-	74.00	-15.27	234	124	H	
		* 2.39	35.80	RMS	31.80	-25.30	0.15	42.45	54.00	-11.55	-	-	-	234	124	H
		* 2.38996	36.60	RMS	31.80	-25.30	0.15	43.25	54.00	-10.75	-	-	-	234	124	H
		* 2.39	44.08	Pk	31.80	-25.30	0.00	50.58	-	-	74.00	-23.42	-	243	115	V
		* 2.38996	47.61	Pk	31.80	-25.30	0.00	54.11	-	-	74.00	-19.89	-	243	115	V
		* 2.39	33.63	RMS	31.80	-25.30	0.15	40.28	54.00	-13.72	-	-	-	243	115	V
		* 2.38984	34.30	RMS	31.80	-25.30	0.15	40.95	54.00	-13.05	-	-	-	243	115	V
2417	ANT2	* 2.39	43.64	Pk	31.80	-25.30	0.00	50.14	-	-	74.00	-23.86	233	123	H	
		* 2.38916	46.97	Pk	31.80	-25.30	0.00	53.47	-	-	74.00	-20.53	233	123	H	
		* 2.39	34.73	RMS	31.80	-25.30	0.15	41.38	54.00	-12.62	-	-	-	233	123	H
		* 2.38966	34.87	RMS	31.80	-25.30	0.15	41.52	54.00	-12.48	-	-	-	233	123	H
		* 2.39	42.46	Pk	31.80	-25.30	0.00	48.96	-	-	74.00	-25.04	-	106	366	V
		* 2.38148	45.55	Pk	31.80	-25.30	0.00	52.05	-	-	74.00	-21.95	-	106	366	V
		* 2.39	33.09	RMS	31.80	-25.30	0.15	39.74	54.00	-14.26	-	-	-	106	366	V
		* 2.35102	33.81	RMS	31.70	-25.50	0.15	40.16	54.00	-13.84	-	-	-	106	366	V
2457	ANT2	* 2.48351	49.31	Pk	32.00	-25.10	0.00	56.21	-	-	74.00	-17.79	203	186	H	
		* 2.48484	54.13	Pk	32.00	-25.10	0.00	61.03	-	-	74.00	-12.97	203	186	H	
		* 2.48351	37.22	RMS	32.00	-25.10	0.15	44.27	54.00	-9.73	-	-	-	203	186	H
		* 2.48356	37.38	RMS	32.00	-25.10	0.15	44.43	54.00	-9.57	-	-	-	203	186	H
		* 2.48351	45.80	Pk	32.00	-25.10	0.00	52.70	-	-	74.00	-21.30	-	244	106	V
		* 2.4848	48.61	Pk	32.00	-25.10	0.00	55.51	-	-	74.00	-18.49	-	244	106	V
		* 2.48351	34.29	RMS	32.00	-25.10	0.15	41.34	54.00	-12.66	-	-	-	244	106	V
		* 2.48437	34.25	RMS	32.00	-25.10	0.15	41.30	54.00	-12.70	-	-	-	244	106	V
2462	ANT2	* 2.48351	57.53	Pk	32.00	-25.10	0.00	64.43	-	-	74.00	-9.57	203	187	H	
		* 2.48374	59.55	Pk	32.00	-25.10	0.00	66.45	-	-	74.00	-7.55	203	187	H	
		* 2.48351	41.18	RMS	32.00	-25.10	0.15	48.23	54.00	-5.77	-	-	-	203	187	H
		* 2.48359	41.61	RMS	32.00	-25.10	0.15	48.66	54.00	-5.34	-	-	-	203	187	H
		* 2.48351	48.79	Pk	32.00	-25.10	0.00	55.69	-	-	74.00	-18.31	-	244	106	V
		* 2.48363	51.95	Pk	32.00	-25.10	0.00	58.85	-	-	74.00	-15.15	-	244	106	V
		* 2.48351	36.39	RMS	32.00	-25.10	0.15	43.44	54.00	-10.56	-	-	-	244	106	V
		* 2.4837	36.21	RMS	32.00	-25.10	0.15	43.26	54.00	-10.74	-	-	-	244	106	V
2467	ANT2	* 2.48351	44.78	Pk	32.00	-25.10	0.00	51.68	-	-	74.00	-22.32	239	139	H	
		* 2.48574	47.51	Pk	32.00	-25.00	0.00	54.51	-	-	74.00	-19.49	239	139	H	
		* 2.48351	35.16	RMS	32.00	-25.10	0.15	42.21	54.00	-11.79	-	-	-	239	139	H
		* 2.48399	35.09	RMS	32.00	-25.10	0.15	42.14	54.00	-11.86	-	-	-	239	139	H
		* 2.48351	43.37	Pk	32.00	-25.10	0.00	50.27	-	-	74.00	-23.73	-	242	128	V
		* 2.513	46.56	Pk	32.00	-25.10	0.00	53.46	-	-	74.00	-20.54	-	242	128	V
		* 2.48351	33.16	RMS	32.00	-25.10	0.15	40.21	54.00	-13.79	-	-	-	242	128	V
		* 2.48598	33.63	RMS	32.00	-25.00	0.15	40.78	54.00	-13.22	-	-	-	242	128	V
2472	ANT2	* 2.48351	49.47	Pk	32.00	-25.10	0.00	56.37	-	-	74.00	-17.63	196	235	H	
		* 2.48355	50.05	Pk	32.00	-25.10	0.00	56.95	-	-	74.00	-17.05	196	235	H	
		* 2.48351	35.92	RMS	32.00	-25.10	0.15	42.97	54.00	-11.03	-	-	-	196	235	H
		* 2.48354	35.98	RMS	32.00	-25.10	0.15	43.03	54.00	-10.97	-	-	-	196	235	H
		* 2.48351	46.02	Pk	32.00	-25.10	0.00	52.92	-	-	74.00	-21.08	-	282	125	V
		* 2.48352	46.87	Pk	32.00	-25.10	0.00	53.77	-	-	74.00	-20.23	-	282	125	V
		* 2.48351	33.42	RMS	32.00	-25.10	0.15	40.47	54.00	-13.53	-	-	-	282	125	V
		* 2.48354	33.68	RMS	32.00	-25.10	0.15	40.73	54.00	-13.27	-	-	-	282	125	V

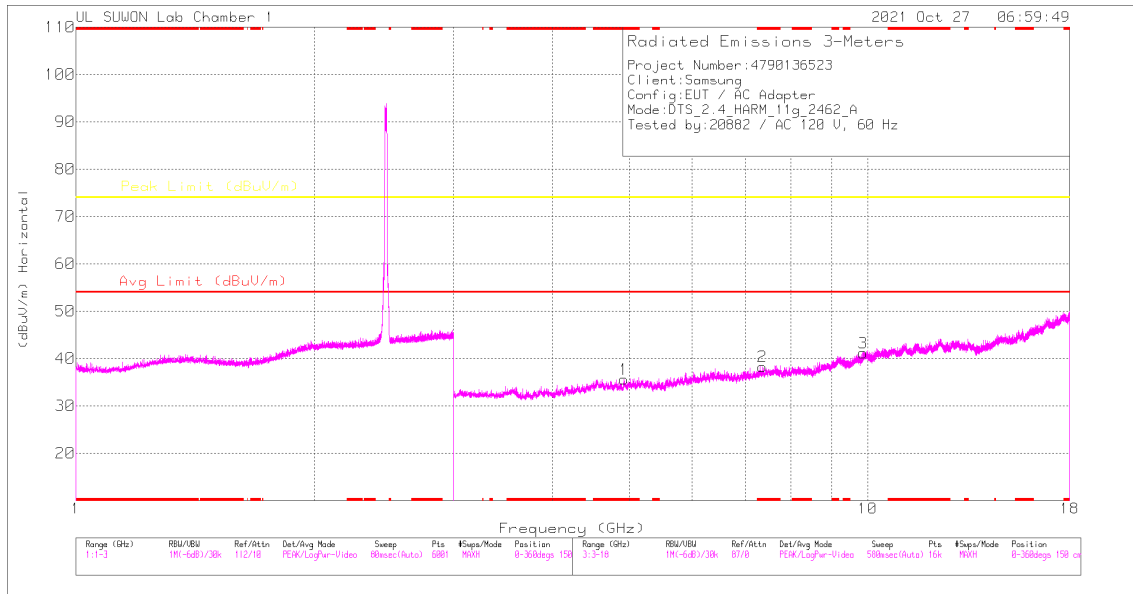
Note1. Pk - Peak detector, RMS - RMS detector
 Note2. * - indicates frequency in CFR47 Pt 15 / IC RSS-Restricted Band

Freq. [MHz]	Antenna	Frequency [GHz]	Reading [dBuV]	Detector Mode	ANT Factor	Loss [dB]	DC Corr [dB]	Result [dBuV/m]	AV Limit [dBuV/m]	AV Margin [dB]	PK Limit [dBuV/m]	PK Margin [dB]	Azimuth [Degs]	Height [cm]	Polarity	
2412	MIMO	* 2.39	44.25	Pk	31.90	-20.60	0.00	55.55	-	-	74.00	-18.45	123	281	H	
		* 2.38816	50.17	Pk	31.90	-20.60	0.00	61.47	-	-	74.00	-12.53	123	281	H	
		* 2.39	33.11	RMS	31.90	-20.60	0.15	44.56	54.00	-9.44	-	-	-	123	281	H
		* 2.38847	34.11	RMS	31.90	-20.60	0.15	45.56	54.00	-8.44	-	-	-	123	281	H
		* 2.39	49.64	Pk	31.90	-20.60	0.00	60.94	-	-	74.00	-13.06	182	147	V	
		* 2.38962	53.31	Pk	31.90	-20.60	0.00	64.61	-	-	74.00	-9.39	182	147	V	
		* 2.39	36.97	RMS	31.90	-20.60	0.15	48.42	54.00	-5.58	-	-	-	182	147	V
		* 2.38994	37.67	RMS	31.90	-20.60	0.15	49.12	54.00	-4.88	-	-	-	182	147	V
2417	MIMO	* 2.39	46.67	Pk	31.90	-20.60	0.00	57.97	-	-	74.00	-16.03	119	281	H	
		* 2.38971	48.43	Pk	31.90	-20.60	0.00	59.73	-	-	74.00	-14.27	119	281	H	
		* 2.39	34.59	RMS	31.90	-20.60	0.15	46.04	54.00	-7.96	-	-	-	119	281	H
		* 2.38976	35.04	RMS	31.90	-20.60	0.15	46.49	54.00	-7.51	-	-	-	119	281	H
		* 2.39	49.78	Pk	31.90	-20.60	0.00	61.08	-	-	74.00	-12.92	176	159	V	
		* 2.38698	51.39	Pk	31.90	-20.50	0.00	62.79	-	-	74.00	-11.21	176	159	V	
		* 2.39	36.33	RMS	31.90	-20.60	0.15	47.78	54.00	-6.22	-	-	-	176	159	V
		* 2.38736	36.66	RMS	31.90	-20.50	0.15	48.21	54.00	-5.79	-	-	-	176	159	V
2462	MIMO	* 2.48351	55.34	Pk	32.00	-20.40	0.00	66.94	-	-	74.00	-7.06	119	334	H	
		* 2.4836	56.63	Pk	32.00	-20.40	0.00	68.23	-	-	74.00	-5.77	119	334	H	
		* 2.48351	36.52	RMS	32.00	-20.40	0.15	48.27	54.00	-5.73	-	-	-	119	334	H
		* 2.48378	37.34	RMS	32.00	-20.40	0.15	49.09	54.00	-4.91	-	-	-	119	334	H
		* 2.48351	49.79	Pk	32.00	-20.40	0.00	61.39	-	-	74.00	-12.61	182	189	V	
		* 2.48365	56.32	Pk	32.00	-20.40	0.00	67.92	-	-	74.00	-6.08	182	189	V	
		* 2.48351	35.56	RMS	32.00	-20.40	0.15	47.31	54.00	-6.69	-	-	-	182	189	V
		* 2.48473	37.32	RMS	32.00	-20.50	0.15	48.97	54.00	-5.03	-	-	-	182	189	V
2467	MIMO	* 2.48351	41.08	Pk	32.00	-20.40	0.00	52.68	-	-	74.00	-21.32	121	370	H	
		2.523	44.03	Pk	32.10	-20.30	0.00	55.83	-	-	74.00	-18.17	121	370	H	
		* 2.48351	31.62	RMS	32.00	-20.40	0.15	43.37	54.00	-10.63	-	-	-	121	370	H
		* 2.48575	32.03	RMS	32.00	-20.50	0.15	43.68	54.00	-10.32	-	-	-	121	370	H
		* 2.48351	43.31	Pk	32.00	-20.40	0.00	54.91	-	-	74.00	-19.09	141	193	V	
		* 2.48419	44.47	Pk	32.00	-20.40	0.00	56.07	-	-	74.00	-17.93	141	193	V	
		* 2.48351	32.50	RMS	32.00	-20.40	0.15	44.25	54.00	-9.75	-	-	-	141	193	V
		* 2.48382	32.91	RMS	32.00	-20.40	0.15	44.66	54.00	-9.34	-	-	-	141	193	V
2472	MIMO	* 2.48351	44.69	Pk	32.00	-20.40	0.00	56.29	-	-	74.00	-17.71	121	377	H	
		* 2.48364	44.65	Pk	32.00	-20.40	0.00	56.25	-	-	74.00	-17.75	121	377	H	
		* 2.48351	32.25	RMS	32.00	-20.40	0.15	44.00	54.00	-10.00	-	-	-	121	377	H
		* 2.48355	32.25	RMS	32.00	-20.40	0.15	44.00	54.00	-10.00	-	-	-	121	377	H
		* 2.48351	47.20	Pk	32.00	-20.40	0.00	58.80	-	-	74.00	-15.20	141	191	V	
		* 2.48356	46.54	Pk	32.00	-20.40	0.00	58.14	-	-	74.00	-15.86	141	191	V	
		* 2.48351	32.67	RMS	32.00	-20.40	0.15	44.42	54.00	-9.58	-	-	-	141	191	V
		* 2.48355	32.79	RMS	32.00	-20.40	0.15	44.54	54.00	-9.46	-	-	-	141	191	V

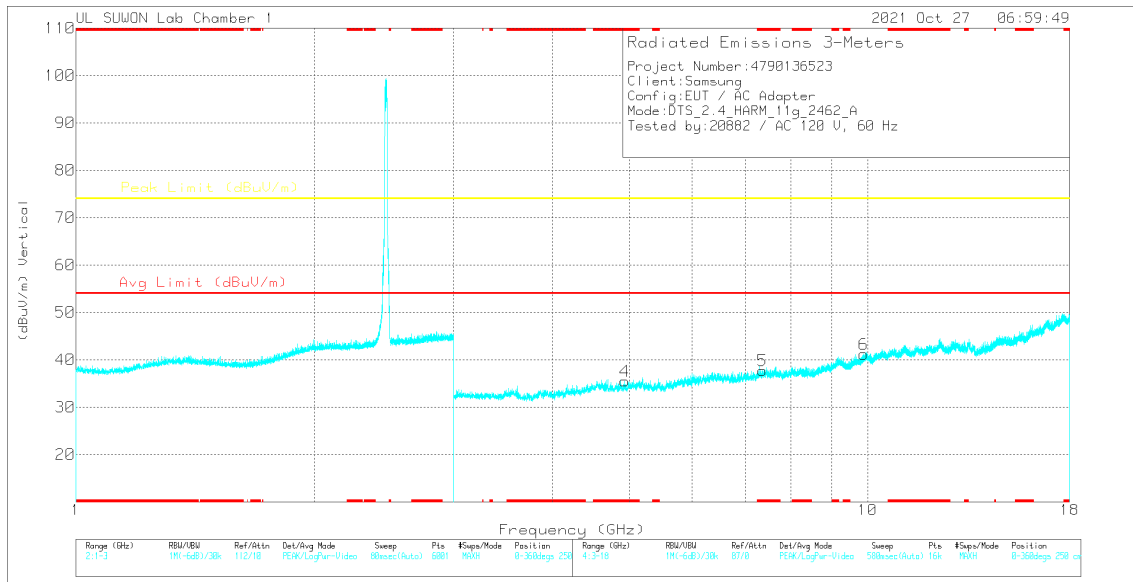
Note1. Pk - Peak detector, RMS - RMS detector

Note2. * - indicates frequency in CFR47 Pt 15 / IC RSS-Restricted Band

HARMONICS AND SPURIOUS EMISSIONS (WORST CASE: 11 CHANNEL) RESULTS



HORIZONTAL



VERTICAL

Note: Emission was scanned up to 26GHz; No emissions were detected above the noise floor which was at least 20dB below the specification limit.

Radiated Emissions

Frequency (GHz)	Meter Reading (dBuV)	Det	3117_00168717	3GHz_HP[dB]	DC Corr (dB)	Corrected Reading (dBuV/m)	Avg Limit (dBuV/m)	Margin (dB)	Peak Limit (dBuV/m)	Margin (dB)	Azimuth (Degs)	Height (cm)	Polarity
* 4.92372	41.01	PK2	34.1	-31.4	0	43.71	-	-	74	-30.29	0	100	H
* 4.92956	41.06	PK2	34.1	-31.4	0	43.76	-	-	74	-30.24	0	100	V
* 7.39388	37.49	PK2	35.8	-26.7	0	46.59	-	-	74	-27.41	0	100	H
* 7.38259	36.9	PK2	35.8	-26.8	0	45.9	-	-	74	-28.1	0	100	V
9.84986	35.15	PK2	37.6	-22.8	0	49.95	-	-	74	-24.05	0	100	H
9.84068	35.27	PK2	37.6	-22.9	0	49.97	-	-	74	-24.03	0	100	V

* - indicates frequency in CFR47 Pt 15 / IC RSS-Restricted Band
 PK2 - KDB558074 Method: Maximum Peak

HARMONICS AND SPURIOUS EMISSIONS TEST DATA

Freq. [MHz]	Antenna	Frequency [GHz]	Reading [dBuV]	Detector Mode	ANT Factor	Loss [dB]	DC Corr [dB]	Result [dBuV/m]	AV Limit [dBuV/m]	AV Margin [dB]	PK Limit [dBuV/m]	PK Margin [dB]	Azimuth [Degs]	Height [cm]	Polarity
2417	MIMO	* 4.83337	41.21	PK2	34.10	-31.10	0.00	44.21	-	-	74.00	-29.79	0	100	H
		* 4.83242	40.51	PK2	34.10	-31.20	0.00	43.41	-	-	74.00	-30.59	0	100	V
		7.250	37.67	PK2	35.80	-27.40	0.00	46.07	-	-	74.00	-27.93	0	100	H
		7.250	38.32	PK2	35.80	-27.40	0.00	46.72	-	-	74.00	-27.28	0	100	V
		9.669	34.57	PK2	37.30	-23.10	0.00	48.77	-	-	74.00	-25.23	0	100	H
		9.666	34.27	PK2	37.30	-23.10	0.00	48.47	-	-	74.00	-25.53	0	100	V
2437	MIMO	* 4.86739	41.18	PK2	34.10	-31.30	0.00	43.98	-	-	74.00	-30.02	0	100	H
		* 4.87434	40.92	PK2	34.10	-31.30	0.00	43.72	-	-	74.00	-30.28	0	100	V
		* 7.31155	37.74	PK2	35.80	-27.20	0.00	46.34	-	-	74.00	-27.66	0	100	H
		* 7.31235	38.18	PK2	35.80	-27.20	0.00	46.78	-	-	74.00	-27.22	0	100	V
		9.748	34.53	PK2	37.40	-23.50	0.00	48.43	-	-	74.00	-25.57	0	100	H
		9.747	34.77	PK2	37.40	-23.50	0.00	48.67	-	-	74.00	-25.33	0	100	V
2462	MIMO	* 4.92372	41.01	PK2	34.10	-31.40	0.00	43.71	-	-	74.00	-30.29	0	100	H
		* 4.92956	41.06	PK2	34.10	-31.40	0.00	43.76	-	-	74.00	-30.24	0	100	V
		* 7.39388	37.49	PK2	35.80	-26.70	0.00	46.59	-	-	74.00	-27.41	0	100	H
		* 7.38259	36.90	PK2	35.80	-26.80	0.00	45.90	-	-	74.00	-28.10	0	100	V
		9.850	35.15	PK2	37.60	-22.80	0.00	49.95	-	-	74.00	-24.05	0	100	H
		9.841	35.27	PK2	37.60	-22.90	0.00	49.97	-	-	74.00	-24.03	0	100	V

Note1. PK2 - KDB558074 Method: Maximum Peak / MAV1 - KDB558074 Option 1 Maximum RMS Average

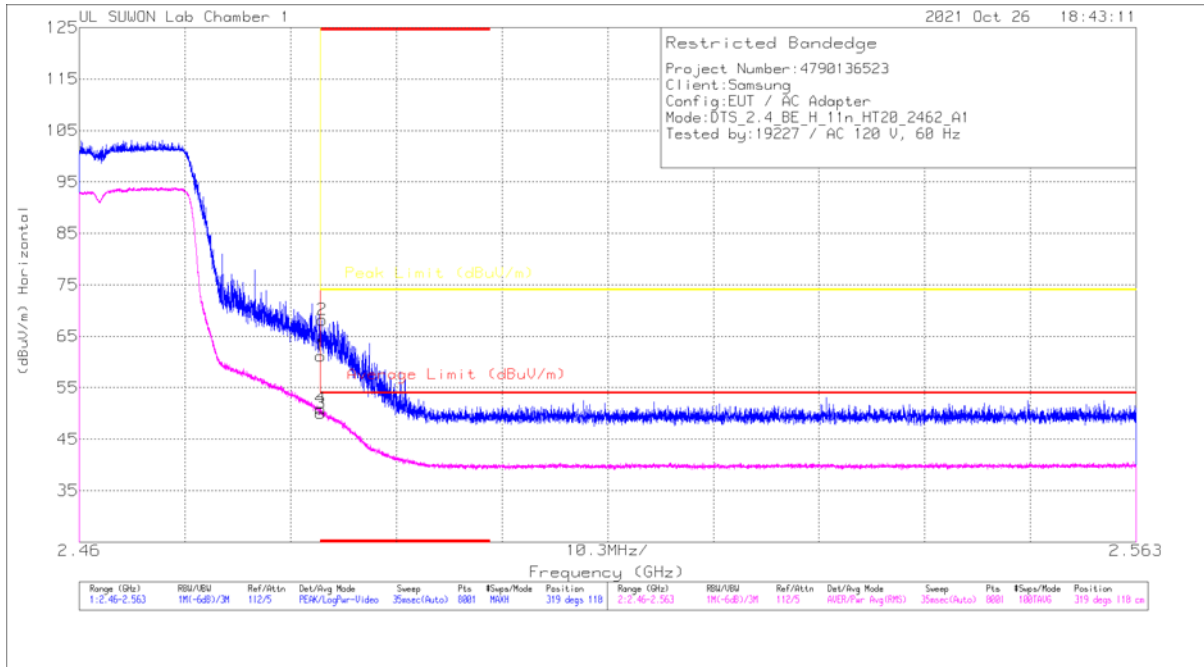
Note2. * - indicates frequency in CFR47 Pt 15 / IC RSS-Restricted Band

10.1.3. TX ABOVE 1 GHz 802.11n HT20 MODE IN THE 2.4 GHz BAND

1TX Antenna 1

BANDEDGE (WORST CASE: 11 CHANNEL)

HORIZONTAL RESULT



Trace Markers

Marker	Frequency (GHz)	Meter Reading (dBuV)	Det	3117_00168717	10dB_ATT[dB]	DC Corr (dB)	Corrected Reading (dBuV/m)	Average Limit (dBuV/m)	Margin (dB)	Peak Limit (dBuV/m)	PK Margin (dB)	Altitude (Degs)	Height (cm)	Polarity
1	* 2.48351	54.33	Pk	32	-25.1	0	61.23	-	-	74	-12.77	319	118	H
2	* 2.48368	61.3	Pk	32	-25.1	0	68.2	-	-	74	-5.8	319	118	H
3	* 2.48351	42.96	RMS	32	-25.1	.17	50.03	54	-3.97	-	-	319	118	H
4	* 2.48352	43.88	RMS	32	-25.1	.17	50.95	54	-3.05	-	-	319	118	H

* - indicates frequency in CFR47 Pt 15 / IC RSS-Restricted Band
 Pk - Peak detector
 RMS - RMS detection

BANDEGE TEST DATA

Freq. [MHz]	Antenna	Frequency [GHz]	Reading [dBuV]	Detector Mode	ANT Factor	Loss [dB]	DC Corr [dB]	Result [dBuV/m]	AV Limit [dBuV/m]	AV Margin [dB]	PK Limit [dBuV/m]	PK Margin [dB]	Azimuth [Degs]	Height [cm]	Polarity	
2412	ANT1	* 2.39	55.72	Pk	31.80	-25.30	0.00	62.22	-	-	74.00	-11.78	335	193	H	
		* 2.38985	58.72	Pk	31.80	-25.30	0.00	65.22	-	-	74.00	-8.78	335	193	H	
		* 2.39	41.13	RMS	31.80	-25.30	0.17	47.80	54.00	-6.20	-	-	-	335	193	H
		* 2.38993	41.47	RMS	31.80	-25.30	0.17	48.14	54.00	-5.86	-	-	-	335	193	H
		* 2.39	49.98	Pk	31.80	-25.30	0.00	56.48	-	-	74.00	-17.52	149	365	V	
		* 2.38943	53.79	Pk	31.80	-25.30	0.00	60.29	-	-	74.00	-13.71	149	365	V	
		* 2.39	37.50	RMS	31.80	-25.30	0.17	44.17	54.00	-9.83	-	-	-	149	365	V
		* 2.38998	38.41	RMS	31.80	-25.30	0.17	45.08	54.00	-8.92	-	-	-	149	365	V
2417	ANT1	* 2.39	55.70	Pk	31.80	-25.30	0.00	62.20	-	-	74.00	-11.80	331	146	H	
		* 2.38704	60.96	Pk	31.80	-25.30	0.00	67.46	-	-	74.00	-6.54	331	146	H	
		* 2.39	43.35	RMS	31.80	-25.30	0.17	50.02	54.00	-3.98	-	-	-	331	146	H
		* 2.38996	43.78	RMS	31.80	-25.30	0.17	50.45	54.00	-3.55	-	-	-	331	146	H
		* 2.39	53.63	Pk	31.80	-25.30	0.00	60.13	-	-	74.00	-13.87	150	364	V	
		* 2.38918	57.43	Pk	31.80	-25.30	0.00	63.93	-	-	74.00	-10.07	150	364	V	
		* 2.39	39.71	RMS	31.80	-25.30	0.17	46.38	54.00	-7.62	-	-	-	150	364	V
		* 2.38973	39.85	RMS	31.80	-25.30	0.17	46.52	54.00	-7.48	-	-	-	150	364	V
2457	ANT1	* 2.48351	56.09	Pk	32.00	-25.10	0.00	62.99	-	-	74.00	-11.01	329	368	H	
		* 2.48365	59.87	Pk	32.00	-25.10	0.00	66.77	-	-	74.00	-7.23	329	368	H	
		* 2.48351	39.77	RMS	32.00	-25.10	0.17	46.84	54.00	-7.16	-	-	-	329	368	H
		* 2.48374	40.46	RMS	32.00	-25.10	0.17	47.53	54.00	-6.47	-	-	-	329	368	H
		* 2.48351	55.20	Pk	32.00	-25.10	0.00	62.10	-	-	74.00	-11.90	232	381	V	
		* 2.48517	58.79	Pk	32.00	-25.00	0.00	65.79	-	-	74.00	-8.21	232	381	V	
		* 2.48351	38.40	RMS	32.00	-25.10	0.17	45.47	54.00	-8.53	-	-	-	232	381	V
		* 2.48357	39.13	RMS	32.00	-25.10	0.17	46.20	54.00	-7.80	-	-	-	232	381	V
2462	ANT1	* 2.48351	54.33	Pk	32.00	-25.10	0.00	61.23	-	-	74.00	-12.77	319	118	H	
		* 2.48368	61.30	Pk	32.00	-25.10	0.00	68.20	-	-	74.00	-5.80	319	118	H	
		* 2.48351	42.96	RMS	32.00	-25.10	0.17	50.03	54.00	-3.97	-	-	-	319	118	H
		* 2.48352	43.88	RMS	32.00	-25.10	0.17	50.95	54.00	-3.05	-	-	-	319	118	H
		* 2.48351	49.26	Pk	32.00	-25.10	0.00	56.16	-	-	74.00	-17.84	213	305	V	
		* 2.48359	57.23	Pk	32.00	-25.10	0.00	64.13	-	-	74.00	-9.87	213	305	V	
		* 2.48351	38.54	RMS	32.00	-25.10	0.17	45.61	54.00	-8.39	-	-	-	213	305	V
		* 2.48354	38.79	RMS	32.00	-25.10	0.17	45.86	54.00	-8.14	-	-	-	213	305	V
2467	ANT1	* 2.48351	44.39	Pk	32.00	-25.10	0.00	51.29	-	-	74.00	-22.71	321	118	H	
		* 2.48357	50.34	Pk	32.00	-25.10	0.00	57.24	-	-	74.00	-16.76	321	118	H	
		* 2.48351	34.76	RMS	32.00	-25.10	0.17	41.83	54.00	-12.17	-	-	-	321	118	H
		* 2.48533	35.15	RMS	32.00	-25.00	0.17	42.32	54.00	-11.68	-	-	-	321	118	H
		* 2.48351	43.74	Pk	32.00	-25.10	0.00	50.64	-	-	74.00	-23.36	262	381	V	
		* 2.4846	46.54	Pk	32.00	-25.10	0.00	53.44	-	-	74.00	-20.56	262	381	V	
		* 2.48351	34.08	RMS	32.00	-25.10	0.17	41.15	54.00	-12.85	-	-	-	262	381	V
		* 2.48462	34.24	RMS	32.00	-25.10	0.17	41.31	54.00	-12.69	-	-	-	262	381	V
2472	ANT1	* 2.48351	51.38	Pk	32.00	-25.10	0.00	58.28	-	-	74.00	-15.72	318	289	H	
		* 2.48366	53.73	Pk	32.00	-25.10	0.00	60.63	-	-	74.00	-13.37	318	289	H	
		* 2.48351	37.38	RMS	32.00	-25.10	0.17	44.45	54.00	-9.55	-	-	-	318	289	H
		* 2.48354	36.79	RMS	32.00	-25.10	0.17	43.86	54.00	-10.14	-	-	-	318	289	H
		* 2.48351	49.28	Pk	32.00	-25.10	0.00	56.18	-	-	74.00	-17.82	236	384	V	
		* 2.48354	51.03	Pk	32.00	-25.10	0.00	57.93	-	-	74.00	-16.07	236	384	V	
		* 2.48351	35.48	RMS	32.00	-25.10	0.17	42.55	54.00	-11.45	-	-	-	236	384	V
		* 2.48355	35.44	RMS	32.00	-25.10	0.17	42.51	54.00	-11.49	-	-	-	236	384	V

Note1. Pk - Peak detector, RMS - RMS detector
 Note2. * - indicates frequency in CFR47 Pt 15 / IC RSS-Restricted Band

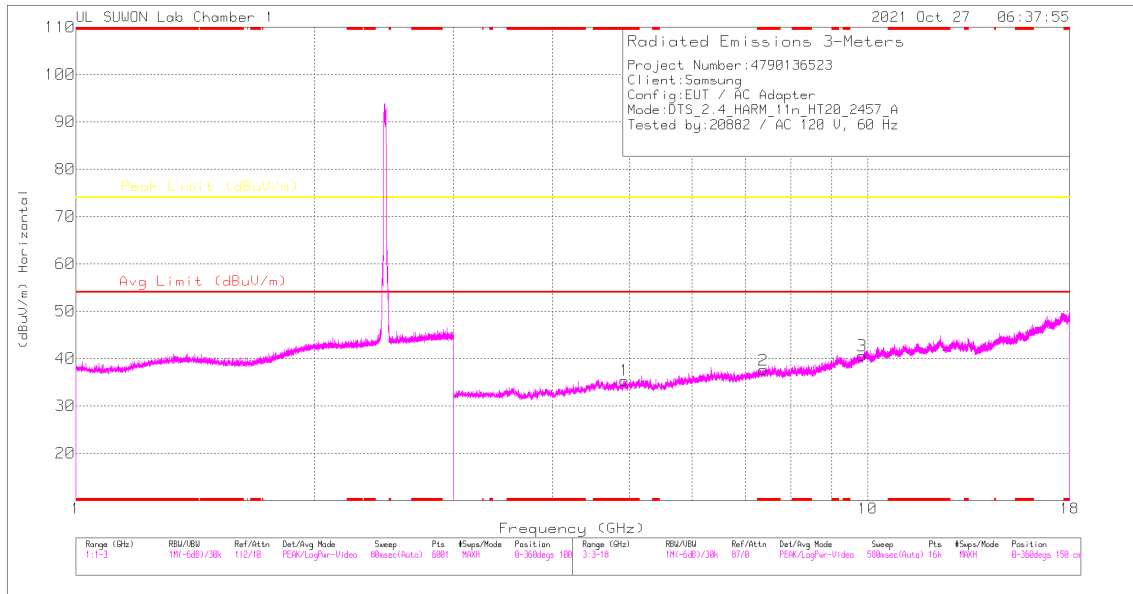
Freq. [MHz]	Antenna	Frequency [GHz]	Reading [dBuV]	Detector Mode	ANT Factor	Loss [dB]	DC Corr [dB]	Result dBuV/m	AV Limit dBuV/m	AV Margin [dB]	PK Limit dBuV/m	PK Margin [dB]	Azimuth [Degs]	Height [cm]	Polarity	
2412	ANT2	* 2.39	47.60	Pk	31.80	-25.30	0.00	54.10	-	-	74.00	-19.90	206	148	H	
		* 2.38931	52.49	Pk	31.80	-25.30	0.00	58.99	-	-	74.00	-15.01	206	148	H	
		* 2.39	36.62	RMS	31.80	-25.30	0.17	43.29	54.00	-10.71	-	-	-	206	148	H
		* 2.38994	36.96	RMS	31.80	-25.30	0.17	43.63	54.00	-10.37	-	-	-	206	148	H
		* 2.39	49.06	Pk	31.80	-25.30	0.00	55.56	-	-	74.00	-18.44	8	375	V	
		* 2.3898	48.39	Pk	31.80	-25.30	0.00	54.89	-	-	74.00	-19.11	8	375	V	
		* 2.39	34.04	RMS	31.80	-25.30	0.17	40.71	54.00	-13.29	-	-	-	8	375	V
		* 2.38991	35.13	RMS	31.80	-25.30	0.17	41.80	54.00	-12.20	-	-	-	8	375	V
2417	ANT2	* 2.39	54.33	Pk	31.80	-25.30	0.00	60.83	-	-	74.00	-13.17	207	117	H	
		* 2.38987	57.95	Pk	31.80	-25.30	0.00	64.45	-	-	74.00	-9.55	207	117	H	
		* 2.39	42.81	RMS	31.80	-25.30	0.17	49.48	54.00	-4.52	-	-	-	207	117	H
		* 2.38949	43.00	RMS	31.80	-25.30	0.17	49.67	54.00	-4.33	-	-	-	207	117	H
		* 2.39	43.54	Pk	31.80	-25.30	0.00	50.04	-	-	74.00	-23.96	3	376	V	
		* 2.38972	46.07	Pk	31.80	-25.30	0.00	52.57	-	-	74.00	-21.43	3	376	V	
		* 2.39	33.58	RMS	31.80	-25.30	0.17	40.25	54.00	-13.75	-	-	-	3	376	V
		* 2.38895	34.54	RMS	31.80	-25.30	0.17	41.21	54.00	-12.79	-	-	-	3	376	V
2457	ANT2	* 2.48351	55.89	Pk	32.00	-25.10	0.00	62.79	-	-	74.00	-11.21	213	292	H	
		* 2.48391	60.65	Pk	32.00	-25.10	0.00	67.55	-	-	74.00	-6.45	213	292	H	
		* 2.48351	39.47	RMS	32.00	-25.10	0.17	46.54	54.00	-7.46	-	-	-	213	292	H
		* 2.48356	40.08	RMS	32.00	-25.10	0.17	47.15	54.00	-6.85	-	-	-	213	292	H
		* 2.48351	47.68	Pk	32.00	-25.10	0.00	54.58	-	-	74.00	-19.42	3	398	V	
		* 2.48374	52.02	Pk	32.00	-25.10	0.00	58.92	-	-	74.00	-15.08	3	398	V	
		* 2.48351	35.31	RMS	32.00	-25.10	0.17	42.38	54.00	-11.62	-	-	-	3	398	V
		* 2.48352	35.58	RMS	32.00	-25.10	0.17	42.65	54.00	-11.35	-	-	-	3	398	V
2462	ANT2	* 2.48351	56.06	Pk	32.00	-25.10	0.00	62.96	-	-	74.00	-11.04	220	365	H	
		* 2.48423	62.67	Pk	32.00	-25.10	0.00	69.57	-	-	74.00	-4.43	220	365	H	
		* 2.48351	43.09	RMS	32.00	-25.10	0.17	50.16	54.00	-3.84	-	-	-	220	365	H
		* 2.48359	43.08	RMS	32.00	-25.10	0.17	50.15	54.00	-3.85	-	-	-	220	365	H
		* 2.48351	48.11	Pk	32.00	-25.10	0.00	55.01	-	-	74.00	-18.99	139	394	V	
		* 2.48481	51.11	Pk	32.00	-25.10	0.00	58.01	-	-	74.00	-15.99	139	394	V	
		* 2.48351	35.89	RMS	32.00	-25.10	0.17	42.96	54.00	-11.04	-	-	-	139	394	V
		* 2.48361	36.36	RMS	32.00	-25.10	0.17	43.43	54.00	-10.57	-	-	-	139	394	V
2467	ANT2	* 2.48351	46.31	Pk	32.00	-25.10	0.00	53.21	-	-	74.00	-20.79	223	365	H	
		* 2.4846	49.37	Pk	32.00	-25.10	0.00	56.27	-	-	74.00	-17.73	223	365	H	
		* 2.48351	35.69	RMS	32.00	-25.10	0.17	42.76	54.00	-11.24	-	-	-	223	365	H
		* 2.48356	36.14	RMS	32.00	-25.10	0.17	43.21	54.00	-10.79	-	-	-	223	365	H
		* 2.48351	42.86	Pk	32.00	-25.10	0.00	49.76	-	-	74.00	-24.24	4	393	V	
		* 2.48857	45.79	Pk	32.00	-25.00	0.00	52.79	-	-	74.00	-21.21	4	393	V	
		* 2.48351	33.65	RMS	32.00	-25.10	0.17	40.72	54.00	-13.28	-	-	-	4	393	V
		* 2.48513	33.79	RMS	32.00	-25.00	0.17	40.96	54.00	-13.04	-	-	-	4	393	V
2472	ANT2	* 2.48351	51.24	Pk	32.00	-25.10	0.00	58.14	-	-	74.00	-15.86	201	234	H	
		* 2.4836	50.95	Pk	32.00	-25.10	0.00	57.85	-	-	74.00	-16.15	201	234	H	
		* 2.48351	36.07	RMS	32.00	-25.10	0.17	43.14	54.00	-10.86	-	-	-	201	234	H
		* 2.48355	35.47	RMS	32.00	-25.10	0.17	42.54	54.00	-11.46	-	-	-	201	234	H
		* 2.48351	46.13	Pk	32.00	-25.10	0.00	53.03	-	-	74.00	-20.97	0	390	V	
		* 2.48359	49.00	Pk	32.00	-25.10	0.00	55.90	-	-	74.00	-18.10	0	390	V	
		* 2.48351	33.86	RMS	32.00	-25.10	0.17	40.93	54.00	-13.07	-	-	-	0	390	V
		* 2.48357	33.94	RMS	32.00	-25.10	0.17	41.01	54.00	-12.99	-	-	-	0	390	V

Note1. Pk - Peak detector, RMS - RMS detector
 Note2. * - indicates frequency in CFR47 Pt 15 / IC RSS-Restricted Band

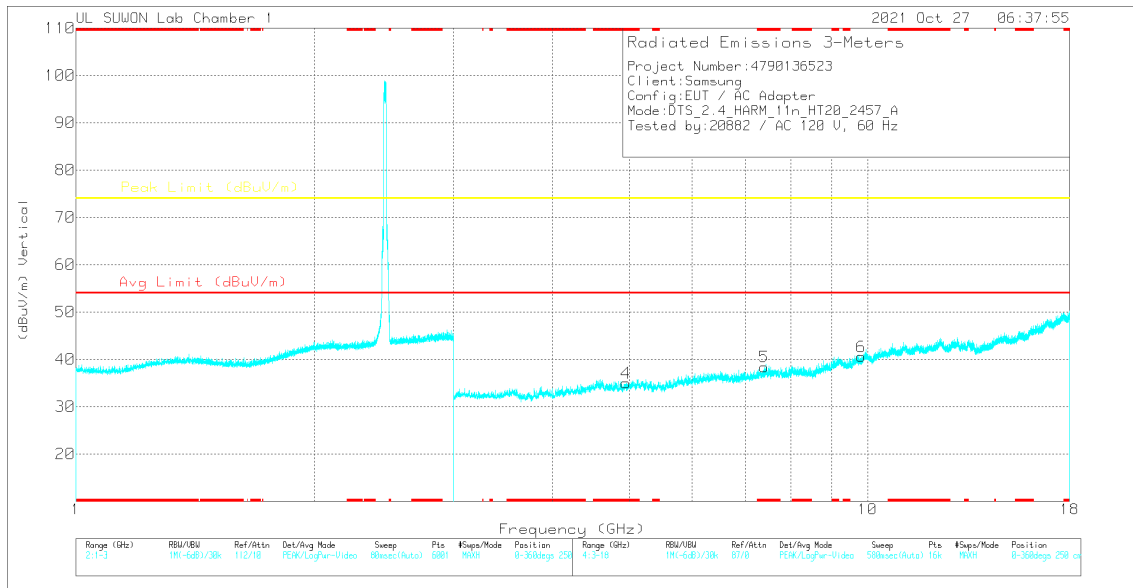
Freq. [MHz]	Antenna	Frequency [GHz]	Reading [dBuV]	Detector Mode	ANT Factor	Loss [dB]	DC Corr [dB]	Result [dBuV/m]	AV Limit [dBuV/m]	AV Margin [dB]	PK Limit [dBuV/m]	PK Margin [dB]	Azimuth [Degs]	Height [cm]	Polarity	
2412	MIMO	* 2.39	50.94	Pk	31.80	-25.30	0.00	57.44	-	-	74.00	-16.56	121	325	H	
		* 2.3897	57.84	Pk	31.80	-25.30	0.00	64.34	-	-	74.00	-9.66	121	325	H	
		* 2.39	40.77	RMS	31.80	-25.30	0.17	47.44	54.00	-6.56	-	-	-	121	325	H
		* 2.38996	41.58	RMS	31.80	-25.30	0.17	48.25	54.00	-5.75	-	-	-	121	325	H
		* 2.39	58.37	Pk	31.80	-25.30	0.00	64.87	-	-	74.00	-9.13	185	229	V	
		* 2.38994	59.78	Pk	31.80	-25.30	0.00	66.28	-	-	74.00	-7.72	185	229	V	
		* 2.39	43.37	RMS	31.80	-25.30	0.17	50.04	54.00	-3.96	-	-	-	185	229	V
		* 2.38996	43.42	RMS	31.80	-25.30	0.17	50.09	54.00	-3.91	-	-	-	185	229	V
		* 2.39	48.45	Pk	31.80	-25.30	0.00	54.95	-	-	74.00	-19.05	122	320	H	
		* 2.3897	52.79	Pk	31.80	-25.30	0.00	59.29	-	-	74.00	-14.71	122	320	H	
2417	MIMO	* 2.39	38.81	RMS	31.80	-25.30	0.17	45.48	54.00	-8.52	-	-	122	320	H	
		* 2.38991	38.67	RMS	31.80	-25.30	0.17	45.34	54.00	-8.66	-	-	122	320	H	
		* 2.39	52.16	Pk	31.80	-25.30	0.00	58.66	-	-	74.00	-15.34	213	171	V	
		* 2.38863	54.02	Pk	31.80	-25.30	0.00	60.52	-	-	74.00	-13.48	213	171	V	
		* 2.39	38.85	RMS	31.80	-25.30	0.17	45.52	54.00	-8.48	-	-	-	213	171	V
		* 2.38853	39.75	RMS	31.80	-25.30	0.17	46.42	54.00	-7.58	-	-	-	213	171	V
		* 2.48351	47.80	Pk	32.00	-25.10	0.00	54.70	-	-	74.00	-19.30	119	385	H	
		* 2.48565	54.63	Pk	32.00	-25.00	0.00	61.63	-	-	74.00	-12.37	119	385	H	
		* 2.48351	36.02	RMS	32.00	-25.10	0.17	43.09	54.00	-10.91	-	-	-	119	385	H
		* 2.48355	36.47	RMS	32.00	-25.10	0.17	43.54	54.00	-10.46	-	-	-	119	385	H
2457	MIMO	* 2.48351	52.00	Pk	32.00	-25.10	0.00	58.90	-	-	74.00	-15.10	150	248	V	
		* 2.4836	57.98	Pk	32.00	-25.10	0.00	64.88	-	-	74.00	-9.12	150	248	V	
		* 2.48351	38.17	RMS	32.00	-25.10	0.17	45.24	54.00	-8.76	-	-	-	150	248	V
		* 2.48368	38.36	RMS	32.00	-25.10	0.17	45.43	54.00	-8.57	-	-	-	150	248	V
		* 2.48351	52.90	Pk	32.00	-25.10	0.00	59.80	-	-	74.00	-14.20	121	385	H	
		* 2.48565	60.21	Pk	32.00	-25.00	0.00	67.21	-	-	74.00	-6.79	121	385	H	
		* 2.48351	39.99	RMS	32.00	-25.10	0.17	47.06	54.00	-6.94	-	-	-	121	385	H
		* 2.48363	40.68	RMS	32.00	-25.10	0.17	47.75	54.00	-6.25	-	-	-	121	385	H
		* 2.48351	59.78	Pk	32.00	-25.10	0.00	66.68	-	-	74.00	-7.32	158	172	V	
		* 2.48387	61.17	Pk	32.00	-25.10	0.00	68.07	-	-	74.00	-5.93	158	172	V	
2462	MIMO	* 2.48351	42.96	RMS	32.00	-25.10	0.17	50.03	54.00	-3.97	-	-	158	172	V	
		* 2.48366	43.71	RMS	32.00	-25.10	0.17	50.78	54.00	-3.22	-	-	158	172	V	
		* 2.48351	42.00	Pk	32.00	-25.10	0.00	48.90	-	-	74.00	-25.10	108	141	H	
		* 2.48377	46.61	Pk	32.00	-25.10	0.00	53.51	-	-	74.00	-20.49	108	141	H	
		* 2.48351	33.77	RMS	32.00	-25.10	0.17	40.84	54.00	-13.16	-	-	-	108	141	H
		* 2.4837	34.11	RMS	32.00	-25.10	0.17	41.18	54.00	-12.82	-	-	-	108	141	H
		* 2.48351	43.05	Pk	32.00	-25.10	0.00	49.95	-	-	74.00	-24.05	183	198	V	
		* 2.48498	49.20	Pk	32.00	-25.00	0.00	56.20	-	-	74.00	-17.80	183	198	V	
		* 2.48351	34.63	RMS	32.00	-25.10	0.17	41.70	54.00	-12.30	-	-	-	183	198	V
		* 2.4846	35.54	RMS	32.00	-25.10	0.17	42.61	54.00	-11.39	-	-	-	183	198	V
2472	MIMO	* 2.48351	47.57	Pk	32.00	-25.10	0.00	54.47	-	-	74.00	-19.53	124	267	H	
		* 2.48354	49.05	Pk	32.00	-25.10	0.00	55.95	-	-	74.00	-18.05	124	267	H	
		* 2.48351	35.24	RMS	32.00	-25.10	0.17	42.31	54.00	-11.69	-	-	-	124	267	H
		* 2.48359	35.75	RMS	32.00	-25.10	0.17	42.82	54.00	-11.18	-	-	-	124	267	H
		* 2.48351	53.03	Pk	32.00	-25.10	0.00	59.93	-	-	74.00	-14.07	182	202	V	
		* 2.48352	53.20	Pk	32.00	-25.10	0.00	60.10	-	-	74.00	-13.90	182	202	V	
		* 2.48351	36.76	RMS	32.00	-25.10	0.17	43.83	54.00	-10.17	-	-	-	182	202	V
		* 2.48352	36.81	RMS	32.00	-25.10	0.17	43.88	54.00	-10.12	-	-	-	182	202	V

Note1. Pk - Peak detector, RMS - RMS detector
 Note2. * - indicates frequency in CFR47 Pt 15 / IC RSS-Restricted Band

HARMONICS AND SPURIOUS EMISSIONS (WORST CASE: 10 CHANNEL) RESULTS



HORIZONTAL



VERTICAL

Note: Emission was scanned up to 26GHz; No emissions were detected above the noise floor which was at least 20dB below the specification limit.

Radiated Emissions

Frequency (GHz)	Meter Reading (dBuV)	Det	3117_00168717	3GHz_HP[dB]	DC Corr (dB)	Corrected Reading (dBuV/m)	Avg Limit (dBuV/m)	Margin (dB)	Peak Limit (dBuV/m)	Margin (dB)	Azimuth (Degs)	Height (cm)	Polarity
* 4.93787	41.74	PK2	34.1	-31.4	0	44.44	-	-	74	-29.56	0	100	H
* 4.91528	40.41	PK2	34.1	-31.4	0	43.11	-	-	74	-30.89	0	100	V
* 7.37063	37.48	PK2	35.8	-26.8	0	46.48	-	-	74	-27.52	0	100	H
* 7.36975	37.09	PK2	35.8	-26.8	0	46.09	-	-	74	-27.91	0	100	V
9.83402	34.39	PK2	37.6	-23.1	0	48.89	-	-	74	-25.11	0	100	H
9.83264	35.42	PK2	37.6	-23.1	0	49.92	-	-	74	-24.08	0	100	V

* - indicates frequency in CFR47 Pt 15 / IC RSS-Restricted Band
 PK2 - KDB558074 Method: Maximum Peak

HARMONICS AND SPURIOUS EMISSIONS TEST DATA

Freq. [MHz]	Antenna	Frequency [GHz]	Reading [dBuV]	Detector Mode	ANT Factor	Loss [dB]	DC Corr [dB]	Result [dBuV/m]	AV Limit [dBuV/m]	AV Margin [dB]	PK Limit [dBuV/m]	PK Margin [dB]	Azimuth [Degs]	Height [cm]	Polarity
2417	MIMO	* 4.83493	40.93	PK2	34.10	-31.20	0.00	43.83	-	-	74.00	-30.17	0	100	H
		* 4.83478	40.99	PK2	34.10	-31.20	0.00	43.89	-	-	74.00	-30.11	0	100	V
		7.249	37.87	PK2	35.80	-27.40	0.00	46.27	-	-	74.00	-27.73	0	100	H
		7.248	38.06	PK2	35.80	-27.40	0.00	46.46	-	-	74.00	-27.54	0	100	V
		9.670	34.45	PK2	37.30	-23.10	0.00	48.65	-	-	74.00	-25.35	0	100	H
		9.672	34.24	PK2	37.30	-23.10	0.00	48.44	-	-	74.00	-25.56	0	100	V
2437	MIMO	* 4.87855	41.80	PK2	34.10	-31.30	0.00	44.60	-	-	74.00	-29.40	0	100	H
		* 4.87398	42.00	PK2	34.10	-31.30	0.00	44.80	-	-	74.00	-29.20	0	100	V
		* 7.31193	37.87	PK2	35.80	-27.20	0.00	46.47	-	-	74.00	-27.53	0	100	H
		* 7.30922	38.44	PK2	35.80	-27.20	0.00	47.04	-	-	74.00	-26.96	0	100	V
		9.747	35.22	PK2	37.40	-23.50	0.00	49.12	-	-	74.00	-24.88	0	100	H
		9.749	34.85	PK2	37.40	-23.50	0.00	48.75	-	-	74.00	-25.25	0	100	V
2457	MIMO	* 4.93787	41.74	PK2	34.10	-31.40	0.00	44.44	-	-	74.00	-29.56	0	100	H
		* 4.91528	40.41	PK2	34.10	-31.40	0.00	43.11	-	-	74.00	-30.89	0	100	V
		* 7.37063	37.48	PK2	35.80	-26.80	0.00	46.48	-	-	74.00	-27.52	0	100	H
		* 7.36975	37.09	PK2	35.80	-26.80	0.00	46.09	-	-	74.00	-27.91	0	100	V
		9.634	34.39	PK2	37.60	-23.10	0.00	48.89	-	-	74.00	-25.11	0	100	H
		9.833	35.42	PK2	37.60	-23.10	0.00	49.92	-	-	74.00	-24.08	0	100	V

Note1. PK2 - KDB558074 Method: Maximum Peak / MAV1 - KDB558074 Option 1 Maximum RMS Average

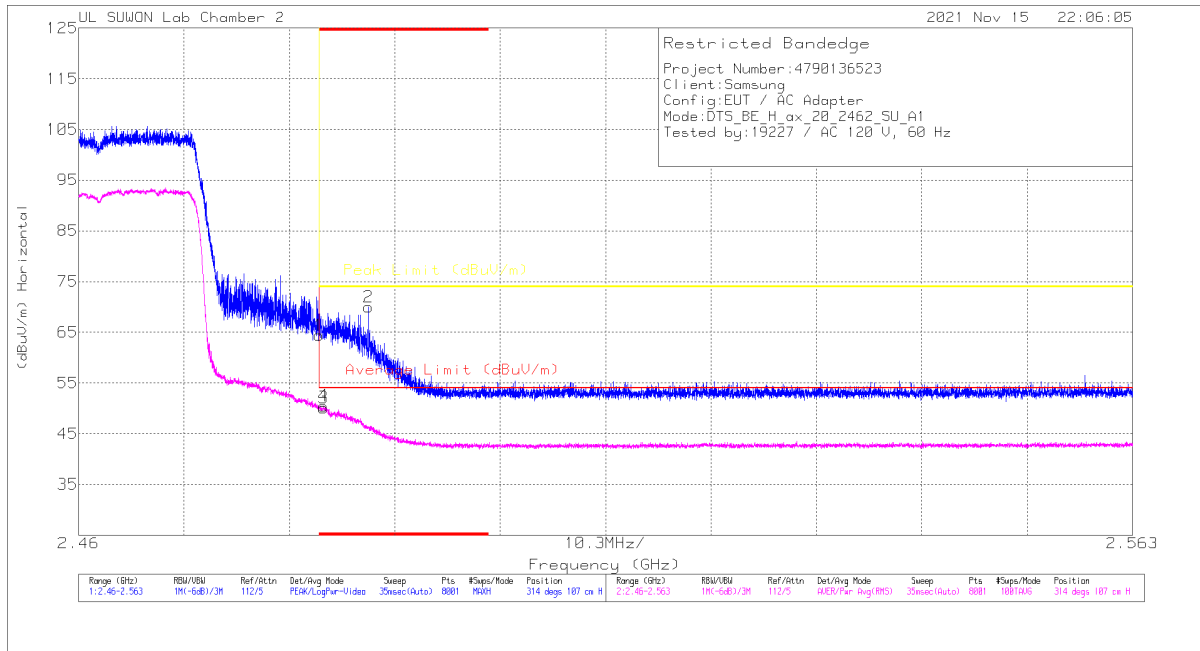
Note2. * - indicates frequency in CFR47 Pt 15 / IC RSS-Restricted Band

10.1.4. TX ABOVE 1 GHz 802.11ax HE20 MODE IN THE 2.4 GHz BAND

1TX Antenna 1

BANDEDGE (11 CHANNEL, SU MODE)

HORIZONTAL RESULT



Trace Markers

Marker	Frequency (GHz)	Meter Reading (dBuV)	Det	3117_00168724	10dB_ATT[dB]	DC Corr (dB)	Corrected Reading (dBuV/m)	Average Limit (dBuV/m)	Margin (dB)	Peak Limit (dBuV/m)	PK Margin (dB)	Azimuth (Degs)	Height (cm)	Polarity
1	* 2.48351	52.83	Pk	32	-20.4	0	64.43	-	-	74	-9.57	314	107	H
2	* 2.48833	58.25	Pk	32.1	-20.4	0	69.95	-	-	74	-4.05	314	107	H
3	* 2.48393	38.33	RMS	32	-20.4	21	50.14	54	-3.86	-	-	314	107	H
4	* 2.48391	38.7	RMS	32	-20.4	21	50.51	54	-3.49	-	-	314	107	H

* - indicates frequency in CFR47 Pt 15 / IC RSS-Restricted Band
 PK - Peak detector
 RMS - RMS detection

BANDEDGE TEST DATA

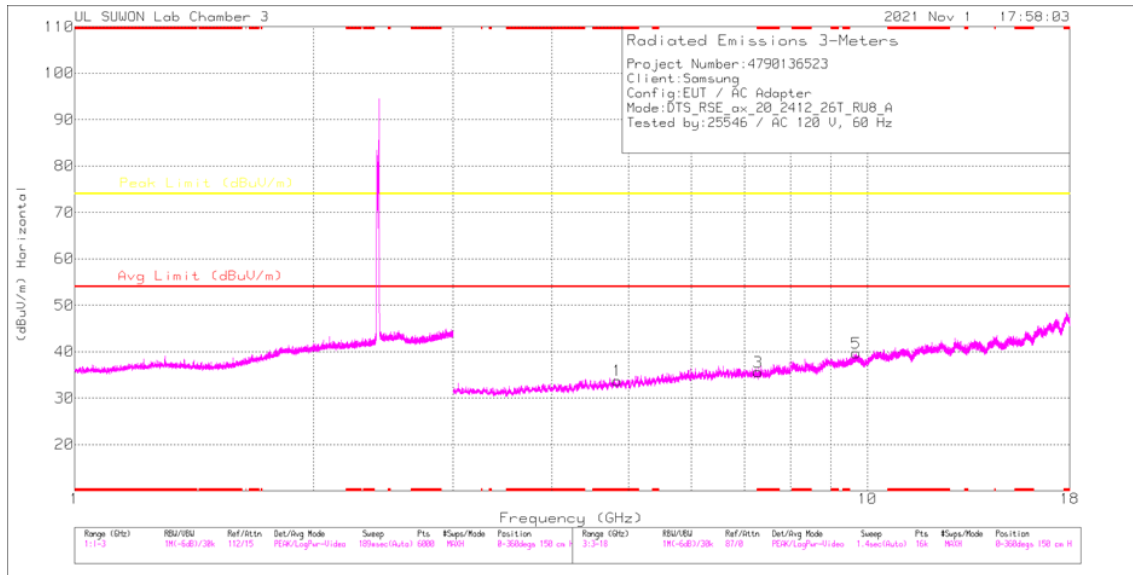
Freq. [MHz]	Antenna	Frequency [GHz]	Reading [dBuV]	Detector Mode	ANT Factor	Loss [dB]	DC Corr [dB]	Result [dBuV/m]	AV Limit [dBuV/m]	AV Margin [dB]	PK Limit [dBuV/m]	PK Margin [dB]	Azimuth [Degs]	Height [cm]	Polarity	
2412 0RU	ANT1	* 2.39	44.78	Pk	31.90	-20.60	0.00	56.08	-	-	74.00	-17.92	322	136	H	
		* 2.3897	52.67	Pk	31.90	-20.60	0.00	63.97	-	-	74.00	-10.03	322	136	H	
		* 2.39	32.89	RMS	31.90	-20.60	0.00	44.19	54.00	-9.81	-	-	-	322	136	H
		* 2.38954	33.92	RMS	31.90	-20.60	0.00	45.22	54.00	-8.78	-	-	-	322	136	H
		* 2.39	41.63	Pk	31.90	-20.60	0.00	52.93	-	-	74.00	-21.07	-	321	136	V
		* 2.37689	44.37	Pk	31.90	-20.60	0.00	55.67	-	-	74.00	-18.33	-	321	136	V
		* 2.39	30.87	RMS	31.90	-20.60	0.00	42.17	54.00	-11.83	-	-	-	321	136	V
		* 2.38777	31.67	RMS	31.90	-20.60	0.00	42.97	54.00	-11.03	-	-	-	321	136	V
2412 SU	ANT1	* 2.39	51.65	Pk	31.90	-20.60	0.00	62.95	-	-	74.00	-11.05	321	138	H	
		* 2.38964	55.43	Pk	31.90	-20.60	0.00	66.73	-	-	74.00	-7.27	321	138	H	
		* 2.39	38.49	RMS	31.90	-20.60	0.00	49.79	54.00	-4.21	-	-	-	321	138	H
		* 2.38997	39.15	RMS	31.90	-20.60	0.00	50.45	54.00	-3.55	-	-	-	321	138	H
		* 2.39	47.46	Pk	31.90	-20.60	0.00	58.76	-	-	74.00	-15.24	-	224	364	V
		* 2.38992	51.80	Pk	31.90	-20.60	0.00	63.10	-	-	74.00	-10.90	-	224	364	V
		* 2.39	36.41	RMS	31.90	-20.60	0.21	47.92	54.00	-6.08	-	-	-	224	364	V
		* 2.38997	36.67	RMS	31.90	-20.60	0.21	48.18	54.00	-5.82	-	-	-	224	364	V
2417 SU	ANT1	* 2.39	47.60	Pk	31.90	-20.60	0.00	58.90	-	-	74.00	-15.10	316	111	H	
		* 2.38973	49.80	Pk	31.90	-20.60	0.00	61.10	-	-	74.00	-12.90	316	111	H	
		* 2.39	36.02	RMS	31.90	-20.60	0.21	47.53	54.00	-6.47	-	-	-	316	111	H
		* 2.38987	36.07	RMS	31.90	-20.60	0.21	47.58	54.00	-6.42	-	-	-	316	111	H
		* 2.39	44.58	Pk	31.90	-20.60	0.00	55.88	-	-	74.00	-18.12	-	224	364	V
		* 2.38972	49.58	Pk	31.90	-20.60	0.00	60.88	-	-	74.00	-13.12	-	224	364	V
		* 2.39	33.32	RMS	31.90	-20.60	0.21	44.83	54.00	-9.17	-	-	-	224	364	V
		* 2.38983	33.90	RMS	31.90	-20.60	0.21	45.41	54.00	-8.59	-	-	-	224	364	V
2462 8RU	ANT1	* 2.48351	50.06	Pk	32.00	-20.40	0.00	61.66	-	-	74.00	-12.34	318	250	H	
		* 2.48397	54.94	Pk	32.00	-20.40	0.00	66.54	-	-	74.00	-7.46	318	250	H	
		* 2.48351	32.45	RMS	32.00	-20.40	0.00	44.05	54.00	-9.95	-	-	-	318	250	H
		* 2.48766	33.48	RMS	32.10	-20.40	0.00	45.18	54.00	-8.82	-	-	-	318	250	H
		* 2.48351	42.08	Pk	32.00	-20.40	0.00	53.68	-	-	74.00	-20.32	-	282	368	V
		* 2.48419	50.17	Pk	32.00	-20.40	0.00	61.77	-	-	74.00	-12.23	-	282	368	V
		* 2.48351	31.22	RMS	32.00	-20.40	0.00	42.82	54.00	-11.18	-	-	-	282	368	V
		* 2.48473	31.99	RMS	32.00	-20.50	0.00	43.49	54.00	-10.51	-	-	-	282	368	V
2462 SU	ANT1	* 2.48351	52.83	Pk	32.00	-20.40	0.00	64.43	-	-	74.00	-9.57	314	107	H	
		* 2.48833	58.25	Pk	32.10	-20.40	0.00	69.95	-	-	74.00	-4.05	314	107	H	
		* 2.48393	38.33	RMS	32.00	-20.40	0.21	50.14	54.00	-3.86	-	-	-	314	107	H
		* 2.48391	38.70	RMS	32.00	-20.40	0.21	50.51	54.00	-3.49	-	-	-	314	107	H
		* 2.48351	47.63	Pk	32.00	-20.40	0.00	58.23	-	-	74.00	-14.77	-	284	360	V
		* 2.48867	48.52	Pk	32.10	-20.40	0.00	60.22	-	-	74.00	-13.78	-	284	360	V
		* 2.48351	32.71	RMS	32.00	-20.40	0.21	44.52	54.00	-9.48	-	-	-	284	360	V
		* 2.48404	33.28	RMS	32.00	-20.40	0.21	45.09	54.00	-8.91	-	-	-	284	360	V
2467 8RU	ANT1	* 2.48351	41.14	Pk	32.00	-20.40	0.00	52.74	-	-	74.00	-21.26	318	152	H	
		* 2.48566	44.22	Pk	32.00	-20.50	0.00	55.72	-	-	74.00	-18.28	318	152	H	
		* 2.48351	31.92	RMS	32.00	-20.40	0.00	43.52	54.00	-10.48	-	-	-	318	152	H
		* 2.48397	32.22	RMS	32.00	-20.40	0.00	43.82	54.00	-10.18	-	-	-	318	152	H
		* 2.48351	40.25	Pk	32.00	-20.40	0.00	51.85	-	-	74.00	-22.15	-	229	338	V
		* 2.48853	43.32	Pk	32.10	-20.40	0.00	55.02	-	-	74.00	-18.98	-	229	338	V
		* 2.48351	30.70	RMS	32.00	-20.40	0.00	42.30	54.00	-11.70	-	-	-	229	338	V
		* 2.48557	31.70	RMS	32.00	-20.50	0.00	43.20	54.00	-10.80	-	-	-	229	338	V
2467 SU	ANT1	* 2.48351	40.73	Pk	32.00	-20.40	0.00	52.33	-	-	74.00	-21.67	319	118	H	
		* 2.48409	43.99	Pk	32.00	-20.40	0.00	55.59	-	-	74.00	-18.41	319	118	H	
		* 2.48351	31.36	RMS	32.00	-20.40	0.21	43.17	54.00	-10.83	-	-	-	319	118	H
		* 2.48373	31.90	RMS	32.00	-20.40	0.21	43.71	54.00	-10.29	-	-	-	319	118	H
		* 2.48351	40.15	Pk	32.00	-20.40	0.00	51.75	-	-	74.00	-22.25	-	229	337	V
		* 2.515	44.03	Pk	32.10	-20.40	0.00	55.73	-	-	74.00	-18.27	-	229	337	V
		* 2.48351	31.24	RMS	32.00	-20.40	0.21	43.05	54.00	-10.95	-	-	-	229	337	V
		* 2.560	31.29	RMS	32.20	-20.20	0.21	43.50	54.00	-10.50	-	-	-	229	337	V
2472 8RU	ANT1	* 2.48351	53.75	Pk	32.00	-20.40	0.00	65.35	-	-	74.00	-8.65	317	118	H	
		* 2.48354	54.73	Pk	32.00	-20.40	0.00	66.33	-	-	74.00	-7.67	317	118	H	
		* 2.48351	33.86	RMS	32.00	-20.40	0.00	45.46	54.00	-8.54	-	-	-	317	118	H
		* 2.48356	34.36	RMS	32.00	-20.40	0.00	45.96	54.00	-8.04	-	-	-	317	118	H
		* 2.48351	47.99	Pk	32.00	-20.40	0.00	59.59	-	-	74.00	-14.41	-	256	367	V
		* 2.48355	53.31	Pk	32.00	-20.40	0.00	64.91	-	-	74.00	-9.09	-	256	367	V
		* 2.48351	33.01	RMS	32.00	-20.40	0.00	44.61	54.00	-9.39	-	-	-	256	367	V
		* 2.48355	33.35	RMS	32.00	-20.40	0.00	44.95	54.00	-9.05	-	-	-	256	367	V
2472 SU	ANT1	* 2.48351	46.25	Pk	32.00	-20.40	0.00	57.85	-	-	74.00	-16.15	316	104	H	
		* 2.48359	48.28	Pk	32.00	-20.40	0.00	59.88	-	-	74.00	-14.12	316	104	H	
		* 2.48351	32.15	RMS	32.00	-20.40	0.21	43.96	54.00	-10.04	-	-	-	316	104	H
		* 2.48357	32.34	RMS	32.00	-20.40	0.21	44.15	54.00	-9.85	-	-	-	316	104	H
		* 2.48351	43.75	Pk	32.00	-20.40	0.00	55.35	-	-	74.00	-18.65	-	227	332	V
		* 2.48352	44.43	Pk	32.00	-20.40	0.00	56.03	-	-	74.00	-17.97	-	227	332	V
		* 2.48351	31.39	RMS	32.00	-20.40	0.21	43.20	54.00	-10.80	-	-	-	227	332	V
		* 2.521	31.39	RMS	32.10	-20.30	0.21	43.40	54.00	-10.60	-	-	-	227	332	V

Note1. Pk - Peak detector, RMS - RMS detector
 Note2. * - indicates frequency in CFR47 Pt 15 / IC RSS-Restricted Band

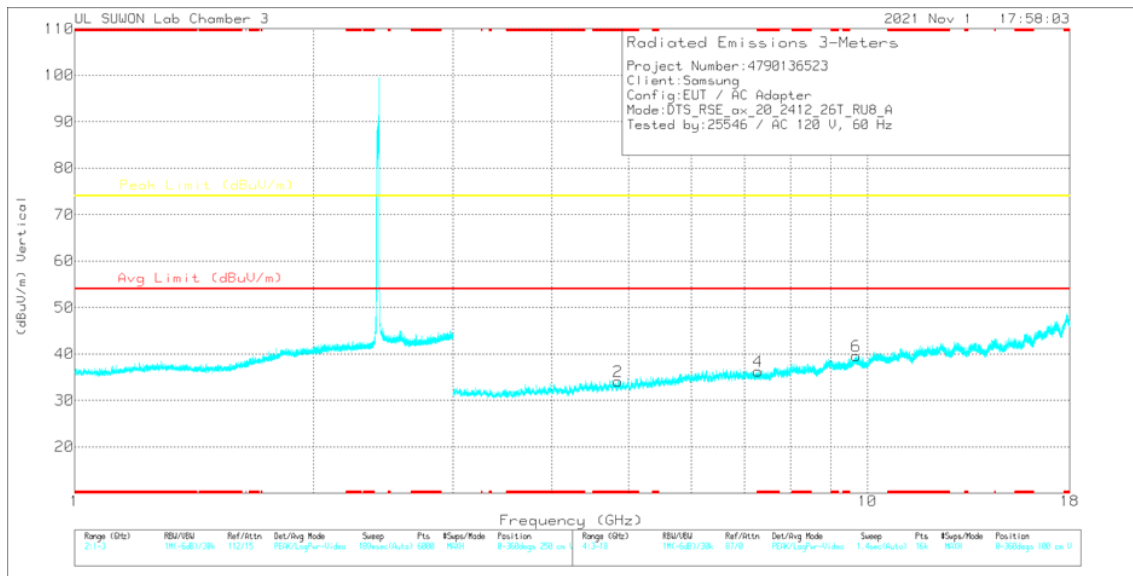
Freq. [MHz]	Antenna	Frequency [GHz]	Reading [dBuV]	Detector Mode	ANT Factor	Loss [dB]	DC Corr [dB]	Result [dBuV/m]	AV Limit [dBuV/m]	AV Margin [dB]	PK Limit [dBuV/m]	PK Margin [dB]	Azimuth [Degs]	Height [cm]	Polarity	
2412 ORU	ANT2	* 2.39	42.94	Pk	31.90	-20.60	0.00	54.24	-	-	74.00	-19.76	201	222	H	
		* 2.38981	48.71	Pk	31.90	-20.60	0.00	60.01	-	-	74.00	-13.99	201	222	H	
		* 2.39	31.49	RMS	31.90	-20.60	0.00	42.79	54.00	-11.21	-	-	-	201	222	H
		* 2.3862	32.01	RMS	31.90	-20.60	0.00	43.31	54.00	-10.69	-	-	-	201	222	H
		* 2.39	40.58	Pk	31.90	-20.60	0.00	51.88	-	-	74.00	-22.12	-	168	391	V
		* 2.38832	45.63	Pk	31.90	-20.60	0.00	56.93	-	-	74.00	-17.07	-	168	391	V
		* 2.39	30.83	RMS	31.90	-20.60	0.00	42.13	54.00	-11.87	-	-	-	168	391	V
		* 2.3898	31.62	RMS	31.90	-20.60	0.00	42.92	54.00	-11.08	-	-	-	168	391	V
2412 SU	ANT2	* 2.39	47.76	Pk	31.90	-20.60	0.00	59.06	-	-	74.00	-14.94	215	344	H	
		* 2.38993	50.98	Pk	31.90	-20.60	0.00	62.28	-	-	74.00	-11.72	215	344	H	
		* 2.39	34.41	RMS	31.90	-20.60	0.21	45.92	54.00	-8.08	-	-	-	215	344	H
		* 2.38947	34.63	RMS	31.90	-20.60	0.21	46.14	54.00	-7.86	-	-	-	215	344	H
		* 2.39	43.73	Pk	31.90	-20.60	0.00	55.03	-	-	74.00	-18.97	-	271	136	V
		* 2.3897	48.17	Pk	31.90	-20.60	0.00	59.47	-	-	74.00	-14.53	-	271	136	V
		* 2.39	32.17	RMS	31.90	-20.60	0.21	43.68	54.00	-10.32	-	-	-	271	136	V
		* 2.38981	32.62	RMS	31.90	-20.60	0.21	44.13	54.00	-9.87	-	-	-	271	136	V
2417 SU	ANT2	* 2.39	43.02	Pk	31.90	-20.60	0.00	54.32	-	-	74.00	-19.68	202	124	H	
		* 2.38962	45.11	Pk	31.90	-20.60	0.00	56.41	-	-	74.00	-17.59	202	124	H	
		* 2.39	31.79	RMS	31.90	-20.60	0.21	43.30	54.00	-10.70	-	-	-	202	124	H
		* 2.38975	32.29	RMS	31.90	-20.60	0.21	43.80	54.00	-10.20	-	-	-	202	124	H
		* 2.39	40.40	Pk	31.90	-20.60	0.00	51.70	-	-	74.00	-22.30	-	217	181	V
		* 2.3615	43.81	Pk	31.80	-20.60	0.00	55.01	-	-	74.00	-18.99	-	217	181	V
		* 2.39	31.03	RMS	31.90	-20.60	0.21	42.54	54.00	-11.46	-	-	-	217	181	V
		* 2.34267	31.53	RMS	31.80	-20.60	0.21	42.94	54.00	-11.06	-	-	-	217	181	V
2462 8RU	ANT2	* 2.48351	40.68	Pk	32.00	-20.40	0.00	52.28	-	-	74.00	-21.72	202	141	H	
		* 2.48382	49.92	Pk	32.00	-20.40	0.00	61.52	-	-	74.00	-12.48	202	141	H	
		* 2.48351	31.31	RMS	32.00	-20.40	0.00	42.91	54.00	-11.09	-	-	-	202	141	H
		* 2.48722	31.92	RMS	32.00	-20.40	0.00	43.52	54.00	-10.48	-	-	-	202	141	H
		* 2.48351	41.56	Pk	32.00	-20.40	0.00	53.16	-	-	74.00	-20.84	-	235	148	V
		* 2.49026	44.50	Pk	32.10	-20.30	0.00	56.30	-	-	74.00	-17.70	-	235	148	V
		* 2.48351	30.77	RMS	32.00	-20.40	0.00	42.37	54.00	-11.63	-	-	-	235	148	V
		* 2.48643	31.67	RMS	32.00	-20.40	0.00	43.27	54.00	-10.73	-	-	-	235	148	V
2462 SU	ANT2	* 2.48351	50.92	Pk	32.00	-20.40	0.00	62.52	-	-	74.00	-11.48	209	326	H	
		* 2.48387	54.78	Pk	32.00	-20.40	0.00	66.38	-	-	74.00	-7.62	209	326	H	
		* 2.48351	35.77	RMS	32.00	-20.40	0.21	47.58	54.00	-6.42	-	-	-	209	326	H
		* 2.48355	35.87	RMS	32.00	-20.40	0.21	47.68	54.00	-6.32	-	-	-	209	326	H
		* 2.48351	44.22	Pk	32.00	-20.40	0.00	55.82	-	-	74.00	-18.18	-	309	128	V
		* 2.48388	48.00	Pk	32.00	-20.40	0.00	59.60	-	-	74.00	-14.40	-	309	128	V
		* 2.48351	32.34	RMS	32.00	-20.40	0.21	44.15	54.00	-9.85	-	-	-	309	128	V
		* 2.48361	32.73	RMS	32.00	-20.40	0.21	44.54	54.00	-9.46	-	-	-	309	128	V
2467 8RU	ANT2	* 2.48351	40.52	Pk	32.00	-20.40	0.00	52.12	-	-	74.00	-21.88	192	116	H	
		* 2.545	43.64	Pk	32.10	-20.40	0.00	55.34	-	-	74.00	-18.66	192	116	H	
		* 2.48351	31.59	RMS	32.00	-20.40	0.00	43.19	54.00	-10.81	-	-	-	192	116	H
		* 2.48426	31.82	RMS	32.00	-20.40	0.00	43.42	54.00	-10.58	-	-	-	192	116	H
		* 2.48351	40.55	Pk	32.00	-20.40	0.00	52.15	-	-	74.00	-21.85	-	265	125	V
		* 2.557	43.14	Pk	32.20	-20.30	0.00	55.04	-	-	74.00	-18.96	-	265	125	V
		* 2.48351	31.45	RMS	32.00	-20.40	0.00	43.05	54.00	-10.95	-	-	-	265	125	V
		* 2.501	31.59	RMS	32.10	-20.40	0.00	43.29	54.00	-10.71	-	-	-	265	125	V
2467 SU	ANT2	* 2.48351	40.20	Pk	32.00	-20.40	0.00	51.80	-	-	74.00	-22.20	220	113	H	
		* 2.542	43.91	Pk	32.10	-20.40	0.00	55.61	-	-	74.00	-18.39	220	113	H	
		* 2.48351	31.72	RMS	32.00	-20.40	0.21	43.53	54.00	-10.47	-	-	-	220	113	H
		* 2.48648	32.04	RMS	32.00	-20.40	0.21	43.85	54.00	-10.15	-	-	-	220	113	H
		* 2.48351	40.66	Pk	32.00	-20.40	0.00	52.26	-	-	74.00	-21.74	-	230	101	V
		* 2.49103	43.40	Pk	32.10	-20.30	0.00	55.20	-	-	74.00	-18.80	-	230	101	V
		* 2.48351	31.14	RMS	32.00	-20.40	0.21	42.95	54.00	-11.05	-	-	-	230	100	V
		* 2.541	31.39	RMS	32.10	-20.30	0.21	43.40	54.00	-10.60	-	-	-	230	100	V
2472 8RU	ANT2	* 2.48351	48.33	Pk	32.00	-20.40	0.00	59.93	-	-	74.00	-14.07	226	105	H	
		* 2.48352	49.92	Pk	32.00	-20.40	0.00	61.52	-	-	74.00	-12.48	226	105	H	
		* 2.48351	32.83	RMS	32.00	-20.40	0.00	44.43	54.00	-9.57	-	-	-	226	105	H
		* 2.48355	32.92	RMS	32.00	-20.40	0.00	44.52	54.00	-9.48	-	-	-	226	105	H
		* 2.48351	44.18	Pk	32.00	-20.40	0.00	55.78	-	-	74.00	-18.22	-	219	104	V
		* 2.4837	46.35	Pk	32.00	-20.40	0.00	57.95	-	-	74.00	-16.05	-	219	104	V
		* 2.48351	31.67	RMS	32.00	-20.40	0.00	43.27	54.00	-10.73	-	-	-	219	104	V
		* 2.48357	31.81	RMS	32.00	-20.40	0.00	43.41	54.00	-10.59	-	-	-	219	104	V
2472 SU	ANT2	* 2.48351	46.63	Pk	32.00	-20.40	0.00	58.23	-	-	74.00	-15.77	218	118	H	
		* 2.48359	47.09	Pk	32.00	-20.40	0.00	58.69	-	-	74.00	-15.31	218	118	H	
		* 2.48351	31.61	RMS	32.00	-20.40	0.21	43.42	54.00	-10.58	-	-	-	218	118	H
		* 2.48356	32.13	RMS	32.00	-20.40	0.21	43.94	54.00	-10.06	-	-	-	218	118	H
		* 2.48351	42.04	Pk	32.00	-20.40	0.00	53.64	-	-	74.00	-20.36	-	280	243	V
		* 2.48361	44.10	Pk	32.00	-20.40	0.00	55.70	-	-	74.00	-18.30	-	280	243	V
		* 2.48351	31.07	RMS	32.00	-20.40	0.21	42.88	54.00	-11.12	-	-	-	280	243	V
		* 2.544	31.43	RMS	32.10	-20.30	0.21	43.44	54.00	-10.56	-	-	-	280	243	V

Freq. [MHz]	Antenna	Frequency [GHz]	Reading [dBuV]	Detector Mode	ANT Factor	Loss [dB]	DC Corr [dB]	Result [dBuV/m]	AV Limit [dBuV/m]	AV Margin [dB]	PK Limit [dBuV/m]	PK Margin [dB]	Azimuth [Degs]	Height [cm]	Polarity	
2412 ORU	MIMO	* 2.39	45.45	Pk	31.90	-20.60	0.00	56.75	-	-	74.00	-17.25	119	318	H	
		* 2.38924	49.10	Pk	31.90	-20.60	0.00	60.40	-	-	74.00	-13.60	119	318	H	
		* 2.39	31.89	RMS	31.90	-20.60	0.10	43.29	54.00	-10.71	-	-	-	119	318	H
		* 2.38912	32.32	RMS	31.90	-20.60	0.10	43.72	54.00	-10.28	-	-	-	119	318	H
		* 2.39	47.48	Pk	31.90	-20.60	0.00	58.78	-	-	74.00	-15.22	-	134	128	V
		* 2.3877	50.65	Pk	31.90	-20.60	0.00	61.95	-	-	74.00	-12.05	-	134	128	V
		* 2.39	32.42	RMS	31.90	-20.60	0.10	43.82	54.00	-10.18	-	-	-	134	128	V
		* 2.38882	33.26	RMS	31.90	-20.60	0.10	44.66	54.00	-9.34	-	-	-	134	128	V
		* 2.39	41.67	Pk	31.90	-20.60	0.00	52.97	-	-	74.00	-21.03	-	116	226	H
		* 2.38746	45.14	Pk	31.90	-20.60	0.00	56.44	-	-	74.00	-17.56	-	116	226	H
2417 SU	MIMO	* 2.39	32.38	RMS	31.90	-20.60	0.40	44.08	54.00	-9.92	-	-	116	226	H	
		* 2.38989	32.62	RMS	31.90	-20.60	0.40	44.32	54.00	-9.68	-	-	116	226	H	
		* 2.39	45.56	Pk	31.90	-20.60	0.00	56.86	-	-	74.00	-17.14	-	216	247	V
		* 2.3895	49.23	Pk	31.90	-20.60	0.00	60.53	-	-	74.00	-13.47	-	216	247	V
		* 2.39	33.54	RMS	31.90	-20.60	0.40	45.24	54.00	-8.76	-	-	-	216	247	V
		* 2.38992	34.02	RMS	31.90	-20.60	0.40	45.72	54.00	-8.28	-	-	-	216	247	V
		* 2.48351	39.37	Pk	32.00	-20.40	0.00	50.97	-	-	74.00	-23.03	-	119	385	H
		* 2.518	44.36	Pk	32.10	-20.40	0.00	56.06	-	-	74.00	-17.94	-	119	385	H
		* 2.48351	30.91	RMS	32.00	-20.40	0.10	42.61	54.00	-11.39	-	-	-	119	385	H
		* 2.4845	31.86	RMS	32.00	-20.50	0.10	43.46	54.00	-10.54	-	-	-	119	385	H
2462 8RU	MIMO	* 2.48351	41.66	Pk	32.00	-20.40	0.00	53.26	-	-	74.00	-20.74	-	214	170	V
		* 2.537	44.31	Pk	32.10	-20.40	0.00	56.01	-	-	74.00	-17.99	-	214	170	V
		* 2.48351	31.59	RMS	32.00	-20.40	0.10	43.29	54.00	-10.71	-	-	-	214	170	V
		* 2.48355	32.16	RMS	32.00	-20.40	0.10	43.86	54.00	-10.14	-	-	-	214	170	V
		* 2.4835	49.43	Pk	32.90	-25.30	0.00	57.03	-	-	74.00	-16.97	-	116	286	H
		* 2.4845	53.46	Pk	32.90	-25.30	0.00	61.06	-	-	74.00	-12.94	-	116	286	H
		* 2.4835	36.31	RMS	32.90	-25.30	0.40	44.31	54.00	-9.69	-	-	-	116	286	H
		* 2.48366	36.92	RMS	32.90	-25.30	0.40	44.92	54.00	-9.08	-	-	-	116	286	H
		* 2.4835	49.83	Pk	32.90	-25.30	0.00	57.43	-	-	74.00	-16.57	-	120	104	V
		* 2.48566	53.60	Pk	32.90	-25.30	0.00	61.20	-	-	74.00	-12.80	-	120	104	V
2462 SU	MIMO	* 2.4835	36.45	RMS	32.90	-25.30	0.40	44.45	54.00	-9.55	-	-	120	104	V	
		* 2.48373	38.07	RMS	32.90	-25.30	0.40	46.07	54.00	-7.93	-	-	120	104	V	
		* 2.48351	40.52	Pk	32.00	-20.40	0.00	52.12	-	-	74.00	-21.88	-	116	333	H
		* 2.48593	44.43	Pk	32.00	-20.50	0.00	55.93	-	-	74.00	-18.07	-	116	333	H
		* 2.48351	31.55	RMS	32.00	-20.40	0.10	43.25	54.00	-10.75	-	-	-	116	333	H
		* 2.48357	31.96	RMS	32.00	-20.40	0.10	43.66	54.00	-10.34	-	-	-	116	333	H
		* 2.48351	41.39	Pk	32.00	-20.40	0.00	52.99	-	-	74.00	-21.01	-	214	194	V
		* 2.484	44.26	Pk	32.00	-20.40	0.00	55.86	-	-	74.00	-18.14	-	214	194	V
		* 2.48351	32.48	RMS	32.00	-20.40	0.10	44.18	54.00	-9.82	-	-	-	214	194	V
		* 2.48366	32.72	RMS	32.00	-20.40	0.10	44.42	54.00	-9.58	-	-	-	214	194	V
2467 8RU	MIMO	* 2.48351	42.44	Pk	32.00	-20.40	0.00	54.04	-	-	74.00	-19.96	-	289	127	H
		* 2.48401	46.58	Pk	32.00	-20.40	0.00	58.18	-	-	74.00	-15.82	-	289	127	H
		* 2.48351	32.58	RMS	32.00	-20.40	0.40	44.58	54.00	-9.42	-	-	-	289	127	H
		* 2.48366	32.99	RMS	32.00	-20.40	0.40	44.99	54.00	-9.01	-	-	-	289	127	H
		* 2.48351	48.99	Pk	32.00	-20.40	0.00	60.59	-	-	74.00	-13.41	-	158	269	V
		* 2.484	56.03	Pk	32.00	-20.40	0.00	67.63	-	-	74.00	-6.37	-	158	269	V
		* 2.48351	36.16	RMS	32.00	-20.40	0.40	48.16	54.00	-5.84	-	-	-	158	269	V
		* 2.48481	36.66	RMS	32.00	-20.50	0.40	48.56	54.00	-5.44	-	-	-	158	269	V
		* 2.48351	51.84	Pk	32.00	-20.40	0.00	63.44	-	-	74.00	-10.56	-	112	238	H
		* 2.48361	52.30	Pk	32.00	-20.40	0.00	63.90	-	-	74.00	-10.10	-	112	238	H
2472 8RU	MIMO	* 2.48351	33.76	RMS	32.00	-20.40	0.10	45.46	54.00	-8.54	-	-	112	238	H	
		* 2.48355	34.04	RMS	32.00	-20.40	0.10	45.74	54.00	-8.26	-	-	112	238	H	
		* 2.48351	56.48	Pk	32.00	-20.40	0.00	68.08	-	-	74.00	-5.92	-	161	258	V
		* 2.48361	54.30	Pk	32.00	-20.40	0.00	65.90	-	-	74.00	-8.10	-	161	258	V
		* 2.48351	34.28	RMS	32.00	-20.40	0.10	45.98	54.00	-8.02	-	-	-	161	258	V
		* 2.48355	35.02	RMS	32.00	-20.40	0.10	46.72	54.00	-7.28	-	-	-	161	258	V
		* 2.48351	46.44	Pk	32.00	-20.40	0.00	58.04	-	-	74.00	-15.96	-	116	373	H
		* 2.48354	47.23	Pk	32.00	-20.40	0.00	58.83	-	-	74.00	-15.17	-	116	373	H
		* 2.48351	31.74	RMS	32.00	-20.40	0.40	43.74	54.00	-10.26	-	-	-	116	373	H
		* 2.48363	31.75	RMS	32.00	-20.40	0.40	43.75	54.00	-10.25	-	-	-	116	373	H
2472 SU	MIMO	* 2.48351	47.86	Pk	32.00	-20.40	0.00	59.46	-	-	74.00	-14.54	-	160	194	V
		* 2.48352	50.81	Pk	32.00	-20.40	0.00	62.41	-	-	74.00	-11.59	-	160	194	V
		* 2.48351	33.52	RMS	32.00	-20.40	0.40	45.52	54.00	-8.48	-	-	-	160	194	V
		* 2.48355	33.71	RMS	32.00	-20.40	0.40	45.71	54.00	-8.29	-	-	-	160	194	V

HARMONICS AND SPURIOUS EMISSIONS (WORST CASE: 1 CHANNEL, 8RU) CH 1 RESULTS



HORIZONTAL



VERTICAL

Note: Emission was scanned up to 26GHz; No emissions were detected above the noise floor which was at least 20dB below the specification limit.

Radiated Emissions

Frequency (GHz)	Meter Reading (dBuV)	Det	3117_00218957	3GHz_HP[dB]	DC Corr (dB)	Corrected Reading (dBuV/m)	Avg Limit (dBuV/m)	Margin (dB)	Peak Limit (dBuV/m)	Margin (dB)	Azimuth (Degs)	Height (cm)	Polarity
* 4.82716	39.46	PK2	34.6	-30.7	0.1	43.46	-	-	74	-30.54	0	100	H
* 4.8142	39.31	PK2	34.6	-30.6	0.1	43.41	-	-	74	-30.59	0	100	V
7.23821	35.58	PK2	36	-26.1	0.1	45.58	-	-	74	-28.42	0	100	H
7.23015	35.94	PK2	36	-26.1	0.1	45.94	-	-	74	-28.06	0	100	V
9.65267	32.91	PK2	37.4	-21.9	0.1	48.51	-	-	74	-25.49	0	100	H
9.64235	32.88	PK2	37.4	-22	0.1	48.38	-	-	74	-25.62	0	100	V

* - indicates frequency in CFR47 Pt 15 / IC RSS-Restricted Band
 PK2 - KDB558074 Method: Maximum Peak

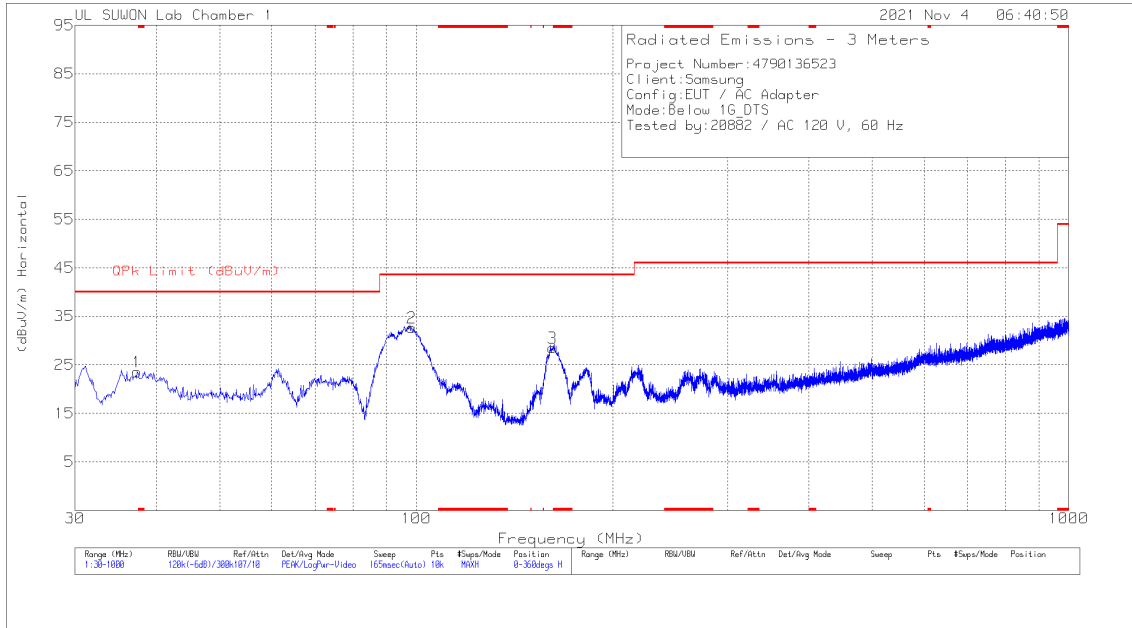
HARMONICS AND SPURIOUS EMISSIONS TEST DATA

Freq. [MHz]	Antenna	Frequency [GHz]	Reading [dBuV]	Detector Mode	ANT Factor	Loss [dB]	DC Corr [dB]	Result [dBuV/m]	AV Limit [dBuV/m]	AV Margin [dB]	PK Limit [dBuV/m]	PK Margin [dB]	Azimuth [Degs]	Height [cm]	Polarity
2412 RU8	MIMO	* 4.82716	39.46	PK2	34.60	-30.70	0.10	43.46	-	-	74.00	-30.54	0	100	H
		* 4.8142	39.31	PK2	34.60	-30.60	0.10	43.41	-	-	74.00	-30.59	0	100	V
		7.238	35.58	PK2	36.00	-26.10	0.10	45.58	-	-	74.00	-28.42	0	100	H
		7.230	35.94	PK2	36.00	-26.10	0.10	45.94	-	-	74.00	-28.06	0	100	V
		9.653	32.91	PK2	37.40	-21.90	0.10	48.51	-	-	74.00	-25.49	0	100	H
		9.642	32.88	PK2	37.40	-22.00	0.10	48.38	-	-	74.00	-25.62	0	100	V
2437 RU0	MIMO	* 4.8744	40.73	PK2	34.60	-31.10	0.10	44.33	-	-	74.00	-29.67	360	100	H
		* 4.88345	39.75	PK2	34.70	-31.30	0.10	43.25	-	-	74.00	-30.75	0	100	V
		* 7.30535	35.32	PK2	36.00	-25.70	0.10	45.72	-	-	74.00	-28.28	360	100	H
		* 7.30374	35.48	PK2	36.00	-25.70	0.10	45.88	-	-	74.00	-28.12	0	100	V
		9.754	32.36	PK2	37.50	-21.70	0.10	48.26	-	-	74.00	-25.74	360	100	H
		9.743	32.46	PK2	37.50	-21.70	0.10	48.36	-	-	74.00	-25.64	0	100	V
2462 RU4	MIMO	* 4.92258	39.96	PK2	34.70	-31.30	0.10	43.46	-	-	74.00	-30.54	0	100	H
		* 4.92576	40.14	PK2	34.70	-31.20	0.10	43.74	-	-	74.00	-30.26	0	100	V
		* 7.37623	34.30	PK2	36.00	-25.10	0.10	45.30	-	-	74.00	-28.70	0	100	H
		* 7.38837	35.48	PK2	36.00	-25.00	0.10	46.58	-	-	74.00	-27.42	0	100	V
		9.642	31.65	PK2	37.70	-21.90	0.10	47.55	-	-	74.00	-26.45	0	100	H
		9.856	31.82	PK2	37.70	-21.90	0.10	47.72	-	-	74.00	-26.28	0	100	V

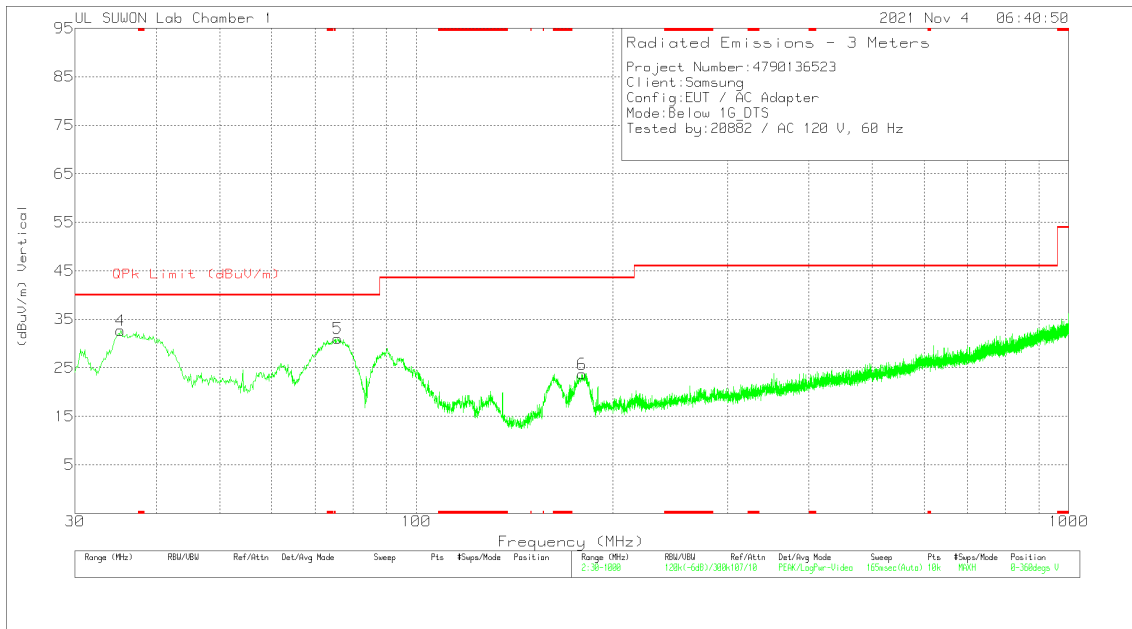
Note1. PK2 - KDB558074 Method: Maximum Peak / MAV1 - KDB558074 Option 1 Maximum RMS Average

Note2. * - indicates frequency in CFR47 Pt 15 / IC RSS-Restricted Band

10.2. WORST CASE BELOW 1 GHZ



HORIZONTAL



VERTICAL

Trace Markers

Marker	Frequency (MHz)	Meter Reading (dBuV)	Det	VULB9163_750	Below_1G[dB]	Corrected Reading (dBuV/m)	QPK Limit (dBuV/m)	Margin (dB)	Azimuth (Degs)	Height (cm)	Polarity
1	37.372	37.25	Pk	17.6	-31.3	23.55	40	-16.45	0-360	100	H
2	98.482	45.54	Pk	17.3	-30.2	32.64	43.52	-10.88	0-360	200	H
3	161.92	43.88	Pk	14.3	-29.7	28.48	43.52	-15.04	0-360	100	H
4	35.238	47.2	Pk	16.7	-31.2	32.7	40	-7.3	0-360	200	V
5	75.784	48.39	Pk	13.2	-30.5	31.09	40	-8.91	0-360	200	V
6	179.671	37.83	Pk	15.3	-29.4	23.73	43.52	-19.79	0-360	200	V

Pk - Peak detector

11. AC POWER LINE CONDUCTED EMISSIONS

LIMITS

FCC §15.207 (a)

Frequency of Emission (MHz)	Conducted Limit (dBuV)	
	Quasi-peak	Average
0.15-0.5	66 to 56*	56 to 46*
0.5-5	56	46
5-30	60	50

*Decreases with the logarithm of the frequency.

TEST PROCEDURE

The EUT is placed on a non-conducting table 40 cm from the vertical ground plane and 80 cm above the horizontal ground plane. The EUT is configured in accordance with ANSI C63.10.

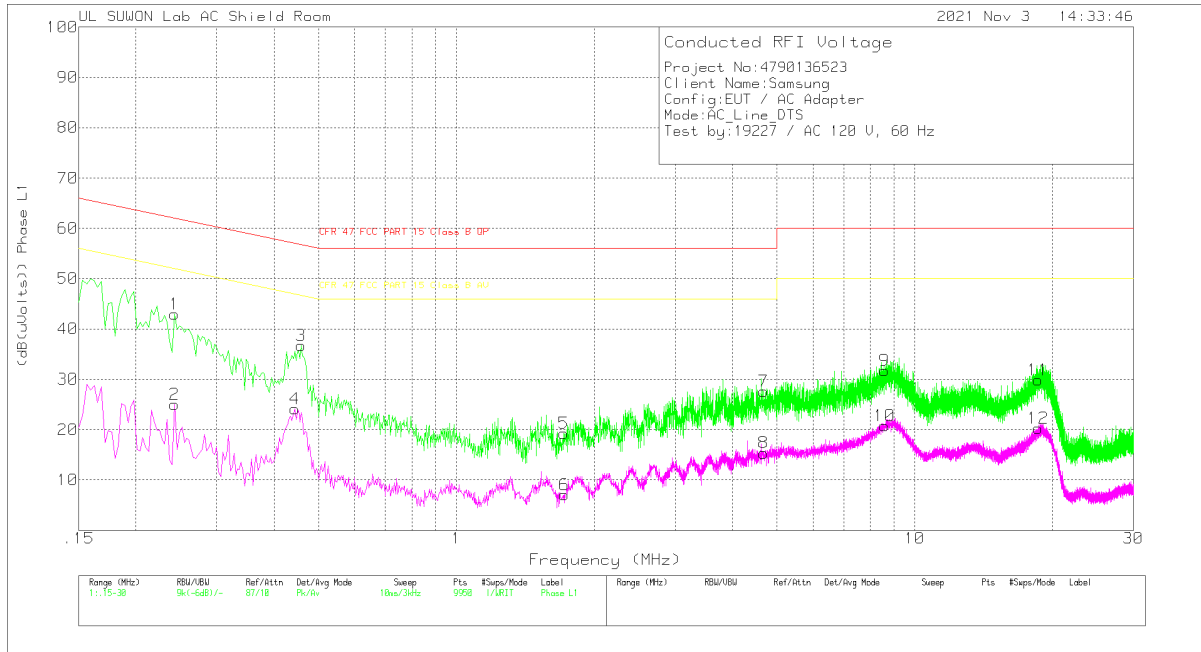
The receiver is set to a resolution bandwidth of 9 kHz. Peak detection is used unless otherwise noted as quasi-peak or average.

Line conducted data is recorded for both NEUTRAL and HOT lines.

RESULTS

11.1.1. AC Power Line

LINE 1 RESULTS



Trace Markers

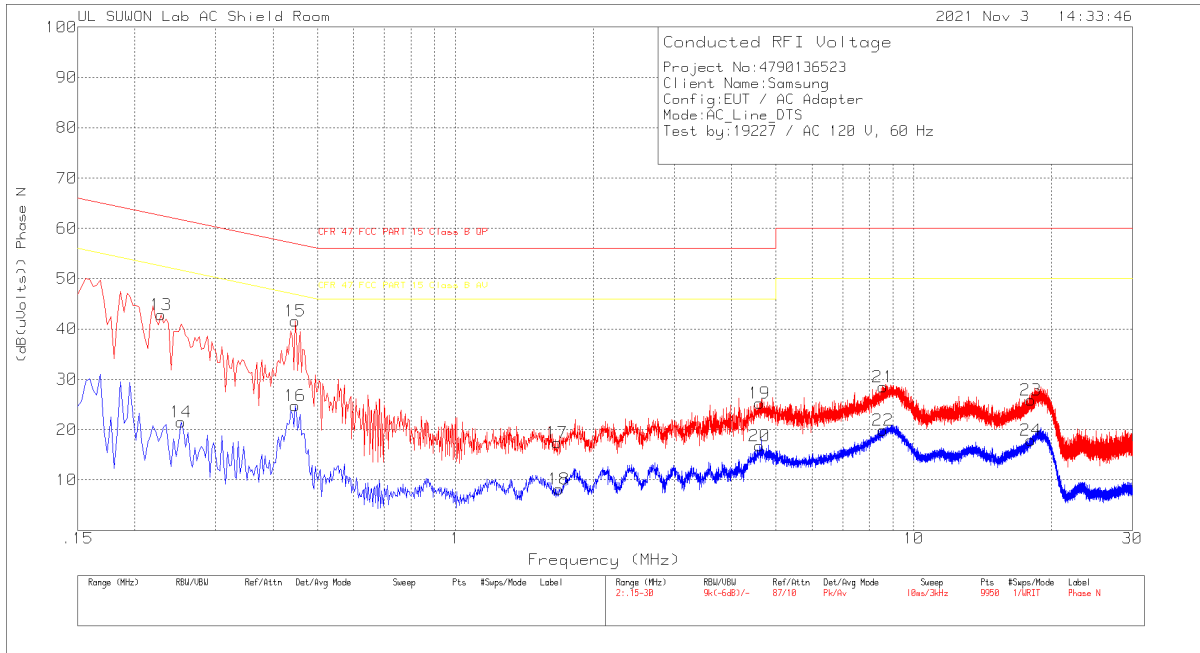
Range 1: Phase L1 .15 - 30MHz

Marker	Frequency (MHz)	Meter Reading (dBuV)	Det	101836_Wit h EX_L1[dB]	CABLELOS S(dB)	Corrected Reading (dB(uVolts))	CFR 47 FCC PART 15 Class B QP	Margin (dB)	CFR 47 FCC PART 15 Class B AV	Margin (dB)
1	.243	33.14	Pk	9.6	.2	42.94	61.99	-19.05	-	-
2	.243	15.17	Av	9.6	.2	24.97	-	-	51.99	-27.02
3	.459	26.62	Pk	9.9	.2	36.72	56.71	-19.99	-	-
4	.444	14.09	Av	9.8	.2	24.09	-	-	46.99	-22.9
5	1.716	9.33	Pk	9.7	.3	19.33	56	-36.67	-	-
6	1.719	-2.96	Av	9.7	.3	7.04	-	-	46	-38.96
7	4.68	17.6	Pk	9.7	.3	27.6	56	-28.4	-	-
8	4.683	5.35	Av	9.7	.3	15.35	-	-	46	-30.65
9	8.592	21.63	Pk	9.8	.3	31.73	60	-28.27	-	-
10	8.586	10.66	Av	9.8	.3	20.76	-	-	50	-29.24
11	18.582	19.37	Pk	10.1	.4	29.87	60	-30.13	-	-
12	18.573	9.76	Av	10.1	.4	20.26	-	-	50	-29.74

Pk - Peak detector

Av - Average detection

LINE 2 RESULTS



Trace Markers

Range 2: Phase N .15 - 30MHz

Marker	Frequency (MHz)	Meter Reading (dBuV)	Det	101836 With EX_N[dB]	CABLELOS S(dB)	Corrected Reading (dB(uVolts))	CFR 47 FCC PART 15 Class B QP	Margin (dB)	CFR 47 FCC PART 15 Class B AV	Margin (dB)
13	.228	32.95	Pk	9.7	.2	42.85	62.52	-19.67	-	-
14	.252	11.7	Av	9.6	.2	21.5	-	-	51.69	-30.19
15	.447	31.46	Pk	9.9	.2	41.56	56.93	-15.37	-	-
16	.447	14.69	Av	9.9	.2	24.79	-	-	46.93	-22.14
17	1.665	7.37	Pk	9.7	.3	17.37	56	-38.63	-	-
18	1.683	-1.79	Av	9.7	.3	8.21	-	-	46	-37.79
19	4.608	15.2	Pk	9.7	.3	25.2	56	-30.8	-	-
20	4.608	6.74	Av	9.7	.3	16.74	-	-	46	-29.26
21	8.571	18.44	Pk	9.8	.3	28.54	60	-31.46	-	-
22	8.58	9.77	Av	9.8	.3	19.87	-	-	50	-30.13
23	18.015	15.24	Pk	10.2	.4	25.84	60	-34.16	-	-
24	18.021	7.32	Av	10.2	.4	17.92	-	-	50	-32.08

Pk - Peak detector
 Av - Average detection

END OF TEST REPORT